

PRIMĂRIA MUNICIPIULUI BOTOȘANI
 str. Piața Revoluției nr.1, cod postal 710236
 tel/fax: 0231.502200/0231.631595
 e-mail: primaria@primariaboto.ro
 cod CAEN: 8411

BILANT
 Incheiat la data de 30 Iunie 2023

TOTAL

lei

Nr. crt.	DENUMIREA INDICATORILOR	Cod rand	Sold la inceputul anului	Sold la sfarsitul perioadei
A	B	C	1	2
A.	ACTIVE	01	X	X
I.	ACTIVE NECURENTE	02	X	X
1.	Active fixe necorporale (ct.2030000+2050000+2060000+2080100+2080200+ 2330000 -2800300-2800500-2800800-2900400-2900500-2900800-2930100*)	03	3,955,022	4,408,077
2.	Instalații tehnice, mijloace de transport, animale, plantații, mobilier, aparatură birotică și alte active corporale (ct.2130100+2130200+2130300+2130400+2140000+2310000 -2810300-2810400-2910300-2930200)	04	142,798,802	141,557,495
3.	Terenuri și clădiri (ct.2110100+2110200+2120000+2310000-2810100-2810200 -2910100-2910200-2930200)	05	2,949,784,514	2,943,090,687
4.	Alte active nefinanciare (ct.2150000)	06	0	0
5.	Active financiare necurente (investiții pe termen lung) peste un an (ct.2600100+2600200+2600300+2650000+ 2670201+ 2670202+2670204+2670205+2670208 -2960101-2960102 -2960103 -2960200), din care:	07	16,010,548	16,010,548
	Titluri de participare (ct.2600100+2600200+2600300-2960101-2960102-2960103)	08	16,010,548	16,010,548
6.	Creanțe necurente – sume ce urmează a fi încasate după o perioadă mai mare de un an (ct.4110201+4110208+4130200+4280202+4610201+ 4610209 - 4910200 - 4960200), din care:	09	0	0
	Creanțe comerciale necurente – sume ce urmează a fi încasate după o perioadă mai mare de un an (ct.4110201+4110208+4130200+4610201 - 4910200 -4960200)	10	0	0
7.	TOTAL ACTIVE NECURENTE (rd.03+04+05+06+07+09)	15	3,112,548,986	3,105,066,807
	ACTIVE CURENTE	18	X	X
1.	Stocuri (ct. 3010000+3020100+3020200+3020300+3020400+3020500+3020600+3020700+3020800+3020900+3030100+3030200+3040100+3040200+3050100+3050200+3070000+3080000+3310000+3320000+3410000+3450000+3460000+3470000+3490000+3510100+3510200+3540100+3540500+3540600+3560000+3570000+3580000+3590000+3610000+3710000+ 3810000+/-3480000+/-3780000-3910000-3920100-3920200-3920300-3930000-3940100-3940500-3940600-3950100-3950200-3950300-3950400-3950600-3950700-3950800-3960000-3970000-3980000-4420803)	19	45,098,183	44,143,497
2.	Creanțe curente – sume ce urmează a fi încasate într-o perioadă mai mică de un an-	20	X	X
	Creanțe din operațiuni comerciale, avansuri și alte decontări (ct.2320000+2340000+4090101+4090102+4110101+ 4110108+ 4130100+ 4180000+4250000+4280102+4610101+ 4610109 +4730109**+4810101+ 4810102+ 4810103+4810200+ 4810300+4810900+ 4820000+4830000 + 4890000 - 4910100- 4960100+5120800), din care:	21	74,109,151	17,224,438
	Decontări privind încheierea execuției bugetului de stat din anul curent (ct.4890000)	21.1	0	0
	Creanțe comerciale și avansuri (ct.2320000+2340000+4090101+4090102+ 4110101+ 4110108+ 4130100 +4180000+4610101 - 4910100 - 4960100), din care :	22	5,046,860	12,908,408
	Avansuri acordate	22.1	1,023,229	10,512,598
	Creanțe bugetare (ct. 4310100**+4310200**+4310300**+4310400**+ 4310500**+4310700**+4370100**+4370200**+ 4370300**+ 4420400+ 4420800**+ 4440000**+ 4460000** 4480200+4610102+ 4630000+ 4640000 + 4650100+4650200+4660401+ 4660402+ 4660500+ 4660900+ 4810101**+4810102**+ 4810103**+ 4810900**+ 4820000** - 4970000), din care:	23	87,490,455	102,209,468
	Creanțele bugetului general consolidat (ct.4630000+4640000+4650100+4650200+4660401+4660402+4660500+4660900 - 4970000)	24	86,967,225	101,652,069
	Creanțe din operațiuni cu fonduri externe nerambursabile și fonduri de la buget (ct.4500100+4500300+4500501+4500502+4500503+ 4500504+ 4500505+4500700+ 4510100+4510300 + 4510500+4530100+ 4540100+4540301+4540302+ 4540501+ 4540502+4540503+ 4540504+4550100+ 4550301+4550302+ 4550303+ 4560100+ 4560303+ 4560309+ 4570100+4570201+4570202+4570203+4570205+4570206+4570209+4570301+4570302+ 4570309+ 4580100+ 4580301+4580302+ 4610103+4730103** +4740000+ 4760000), din care:	25	11,411,359	5,146,415
	Sume de primit de la Comisia Europeană / alți donatori(ct.4500100+4500300+4500501+4500502+4500503+4500504+ 4500505+4500700)	26	3,030,801	851,996
	Împrumuturi pe termen scurt acordate (ct.2670101+2670102+2670103+2670104+2670105+ 2670108+2670601 +2670602+ 2670603+2670604+ 2670605+ 2670609+ 4680101+ 4680102 +4690103+ 4680104 +4680105+4680106+ 4680107+ 4680108+ 4680109 + 4690103+4690105+ 4690106+ 4690108+ 4690109)	27	0	25,669,219
	Total creanțe curente (rd. 21+23+25+27)	30	173,010,965	150,249,540
3.	Investiții pe termen scurt (ct.5050000-5950000)	31	0	0
4.	Conturi la trezorerii și instituții de credit :	32	X	X


Nr. crt.	DENUMIREA INDICATORILOR	Cod rand	Sold la inceputul	Sold la sfarsitul
	Conturi la trezorerie, casa în lei (ct. 510000+5120101+5120501+5130101+5130301+5130302+5140101+5140301+5140302+5150101+5150103+5150301+5150500+5150600+5160101+5160301+5160302+5170101+5170301+5170302+5200100+52100+5210300+5230000+5250101+5250102+5250301+5250302+5250400+5260000+5270000+5280000+5290101+5290201+5290301+5290400+5290901+5310101+5500101+5520000+5550101+5550400+5570101+5580101+5580201+5590101+5600101+5600300+5600401+5610100+5610300+5620100+5620101+5620300+5620401+5710100+5710300+5710400+5740101+5740102+5740301+5740302+5740400+5750100+5750300+5750400-7700000)	33	45,452,708	62,878,180
	Dobândă de încasat, alte valori, avansuri de trezorerie (ct.5180701+5320100+5320200+5320300+5320400+ 5320500+ 5320600+ 5320800+5420100)	33.1	1,073,831	1,262,414
	depozite	34	X	X
	Conturi la instituții de credit, BNR, casă în valută (ct. 5110101+5110102+5120102+5120402+5120502+ 5130102+ 5130202+5140102+5140202+5150102+5150202+ 5150302+ 5160102+5160202+5170102+5170202+5290102+ 5290202+ 5290302+5290902+5310402+5410102+5410202+ 5500102+ 5550102+5550202+5570202+5580102+5580202+ 5580302+5580303+5590102+5590202+5600102+5600103+ 5600402+5620102+5620103+5620402)	35	469,165	657,845
	Dobândă de încasat, avansuri de trezorerie (ct.5180702+5420200)	35.1	0	0
	depozite	36	X	X
	Total disponibilități și alte valori (rd.33+33.1+35+35.1)	40	45,995,704	64,798,439
6	Conturi de disponibilități ale Trezoreriei Centrale și ale trezoreriilor teritoriale (ct.5120600+5120700+5120901+5120902+5121000+ 5240100+ 5240200+5240300-7700000)	41	0	0
	Dobândă de încasat, alte valori, avansuri de trezorerie (ct. 5320400+5180701+5180702)	41.1	0	0
6	Cheltuieli în avans (ct. 4710000)	42	1,569,021	82,889
7	TOTAL ACTIVE CURENTE (rd.19+30+31+40+41+41.1+42)	45	266,673,873	259,274,165
8	TOTAL ACTIVE (rd.15+45)	46	3,379,222,859	3,364,340,972
B.	DATORII	50	X	X
	DATORII NECURENTE- sume ce urmează a fi plătite după o perioadă mai mare de un an	51	X	X
1.	Sume necurente- sume ce urmează a fi plătite după o perioadă mai mare de un an (ct.2690200+4010200+4030200+4040200+4050200+4280201+ 4620201+ 4620209 + 5090000), din care:	52	2,478,841	1,708,327
	Datorii comerciale (ct.4010200+4030200+ 4040200+4050200+ 4620201)	53	846,298	489,298
2.	Împrumuturi pe termen lung (ct.1610200+1620200+1630200+1640200+1650200 +1660201+ 1660202+1660203+ 1660204+1670201+ 1670202+1670203 +1670208 +1670209-1690200)	54	54,567,338	44,035,795
3.	Provizioane (ct. 1510201+1510202+1510203+1510204+1510208)	55	0	83,621
	TOTAL DATORII NECURENTE (rd.52+54+55)	58	57,047,179	45,827,743
	DATORII CURENTE - sume ce urmează a fi plătite într-o perioadă de până la un an	59	X	X
1	Datorii comerciale, avansuri și alte decontări (ct.2690100+4010100+4030100+4040100+4050100+ 4080000+ 4190000+ 4620101+4620109 +4730109+ 4810101+4810102+ 4810103+4810200+ 4810300+ 4810900+4820000+ 4830000+ 4890000+ 5090000+ 5120800), din care:	60	67,992,526	8,096,482
	Decontări privind încheierea execuției bugetului de stat din anul curent (ct.4890000)	60.1	0	0
	Datorii comerciale și avansuri (ct. 4010100+4030100+4040100+4050100+ 4080000+ 4190000+ 4620101), din care:	61	1,985,327	7,173,710
	Avansuri primite (ct. 4190000)	61.1	0	0
2	Datorii către bugete (ct. 4310100+4310200+4310300+4310400+4310500+ 4310700+4370100+4370200+4370300+4400000+4410000+ 4420300+4420801+4440000+4460100+4460200+ 4480100+4550501+ 4550502+4550503+4620109+4670100+ 4670200+4670300+ 4670400+4670500+4670900+ 4730109+4810900), din care:	62	6,044,049	5,680,839
	Datoriile instituțiilor publice către bugete	63	X	X
	Contribuții sociale (ct.4310100+4310200+4310300+4310400+ 4310500+ 4310700+ 4370100+ 4370200+4370300)	63.1	3,399,279	3,776,007
	Sume datorate bugetului din Fonduri externe nerambursabile (ct.4550501+4550502+4550503)	64	0	0
3	Datorii din operațiuni cu Fonduri externe nerambursabile și fonduri de la buget, alte datorii către alte organisme internaționale (ct.4500200+4500400+4500600+4510200+ 4510401+4540402+ 4540409+4510601+4510602 + 4510603+4510605+4510606+ 4510609+ 4520100 + 4520200+4530200+4540200+ 4540401+ 4540402+ 4540601+4540602+4540603+ 4550200+ 4550401+ 4550402+4550403+4550404+4560400+ 4580401+ 4580402+ 4580501+4580502+4590000+ 4620103+ 4730103)	65	15,852,793	16,918,987
	din care: sume datorate Comisiei Europene / alți donatori (ct.4500200+4500400+4500600+4590000+ 4620103)	66	0	0
4	Împrumuturi pe termen scurt - sume ce urmează a fi plătite într-o perioadă de până la un an (ct.5180601+5180603+5180604+5180605+5180606 + 5180608+ 5180609+5180800+5190101+5190102 + 5190103+ 5190104+ 5190105+ 5190106+ 5190107+ 5190108+5190109+5190110+ 5190180+ 5190190)	70	0	25,669,219
5	Împrumuturi pe termen lung - sume ce urmează a fi plătite în cursul exercițiului curent (ct.1610100+1620100+1630100+1640100+1650100+ 1660101+ 1660102 +1660103+1660104+1670101+ 1670102+1670103+ 1670108+1670109+ 1680100+ 1680200+1680300 +1680400+ 1680500+1680701+ 1680702+ 1680703+1680708+1680709 -1690100)	71	0	5,265,771

lei

Nr. crt.	DENUMIREA INDICATORILOR	Cod rand	Sold la inceputul	Sold la sfarsitul
6	Salariile angajaților (ct.4210000+4230000+4260000+4270100+ 4270300+ 4280101)	72	5,694,602	6,435,607
7	Alte drepturi cuvenite altor categorii de persoane (pensii, indemnizații de șomaj, burse) (ct.4220100+4220200+4240000+4260000+4270200+ 4270300+ 4290000+ 4380000), din care:	73	1,631,878	1,780,804
	Pensii, indemnizații de șomaj, burse	73.1	X	X
8	Venituri în avans (ct.4720000)	74	1,212,405	1,134,155
9	Provizioane (ct.1510101+1510102+1510103+1510104+ 1510108)	75	0	4,401
10	TOTAL DATORII CURENTE (rd.60+62+65+70+71+72+73+74+75)	78	98,428,253	70,986,265
11	TOTAL DATORII (rd.58+78)	79	155,475,432	116,814,008
12	ACTIVE NETE = TOTAL ACTIVE - TOTAL DATORII = CAPITALURI PROPRII (rd.80= rd.46-79 = rd.90)	80	3,223,747,427	3,247,526,964
C.	CAPITALURI PROPRII	83	X	X
1.	Rezerve, fonduri (ct.1000000+1010000+1020101+1020102+1030000+1040101+1040102+1050100+1050200+1050300+1050400+1050500+1060000+ 1320000+ 1330000+1390100)	84	2,957,681,034	2,951,016,220
2.	Rezultatul reportat (ct.1170000- sold creditor)	85	248,829,498	264,693,996
3.	Rezultatul reportat (ct.1170000- sold debitor)	86	0	0
4.	Rezultatul patrimonial al exercitiului (ct.1210000- sold creditor)	87	17,236,895	31,816,748
5.	Rezultatul patrimonial al exercitiului (ct.1210000- sold debitor)	88		
6	TOTAL CAPITALURI PROPRII (rd.84+85-86+87-88)	90	3,223,747,427	3,247,526,964

0

Primar,
COSMIN-IONUȚ ANDREI



Director economic,
Mirela Elena Gheorghită

CONTUL DE REZULTAT PATRIMONIAL
la data de 30 iunie 2023

cod 02


lei

Nr. crt.	DENUMIREA INDICATORILOR	Cod rand	An precedent	An curent
A	B	C	1	2
I.	VENITURI OPERATIONALE	01		
1.	Venituri din impozite, taxe, contribuții de asigurări și alte venituri ale bugetelor (ct.7300100+7300200+7310100+7310200+7320100+ 7330000+ 7340000+ 7350100+7350200+7350300+7350400+ 7350500+ 7350600+7360100+7390000+7450100+7450200+ 7450300+ 7450400+ 7450500+7450900+ 7460100+ 7460200+ 7460300+ 7460900)	02	109,857,048	135,558,898
2.	Venituri din activități economice (ct.7210000+7220000+7510100+ 7510200+/-7090000)	03	17,044,708	20,225,701
3.	Finanțări, subvenții, transferuri, alocații bugetare cu destinație specială (ct. 7510500+7710000+7720100+7720200+7740100+7740200+7750000+7760000+7780000+7790000+7790101+7790109)	04	41,943,257	50,107,792
4.	Alte venituri operaționale (ct.7140000+7180000+7500000+7510300+7510400+7810200+7810300 +7810401+7810402+7770000)	05	27,235,898	31,479,676
	TOTAL VENITURI OPERAȚIONALE (rd.02+03+04+05)	06	196,080,911	237,372,067
II.	CHELTUIELI OPERATIONALE	07		0
1.	Salariile și contribuțiile sociale aferente angajaților (ct.6410000+6420000+6450100+6450200+6450300+ 6450400+ 6450500+6450600+ 6450800+6460000+6470000)	08	59,926,341	64,727,682
2.	Subvenții și transferuri (ct.6700000+6710000+6720000+6730000+6740000+ 6750000+ 6760000+ 6770000+ 6780000+6790000)	09	40,508,249	54,540,391
3.	Stocuri, consumabile, lucrări și servicii executate de terți (ct. 6010000+6020100+6020200+6020300+6020400+6020500+6020600+6020700+6020800+6020900+6030000+6060000+6070000+6080000+6090000+6100000+6110000 +6120000+6130000+6140000+6220000+6230000+6240100+6240200+6260000+6270000+6280000+6290100+6290200)	10	51,326,192	65,992,293
4.	Cheltuieli de capital, amortizări și provizioane (ct. 6290200+6810100+6810200+6810300+6810401+6810402+6820101+6820109+6820200+6890100+6890200)	11	13,595,268	13,361,056
5.	Alte cheltuieli operaționale (ct.6350000+6540000+6580101+6580109)	12	558,918	12,381,739
	TOTAL CHELTUIELI OPERATIONALE (rd. 08+09+10+11+12)	13	165,914,968	211,003,161
III.	REZULTATUL DIN ACTIVITATEA OPERATIONALA	14	30,165,943	26,368,906
	- EXCEDENT (rd. 06-rd. 13)	15	30,165,943	26,368,906
	- DEFICIT (rd. 13-rd.06)	16	FALSE	FALSE
IV.	VENITURI FINANCIARE (ct. 7630000+7640000+7650100+7650200+7660000+7670000+7680000+7690000+7860300+7860400)	17	6,631,874	7,133,145
V.	CHELTUIELI FINANCIARE (ct. 6630000+6640000+6650100+6650200+6660000+6670000+ 6680000+6690000+6860300+6860400+6860800)	18	933,259	1,770,500
VI.	REZULTATUL DIN ACTIVITATEA FINANCIARA	19	5,698,615	5,362,645
	- EXCEDENT (rd. 17-rd.18)	20	5,698,615	5,362,645
	- DEFICIT (rd. 18-rd.17)	21	FALSE	FALSE
VII.	REZULTATUL DIN ACTIVITATEA CURENTA(rd.14+rd.19)	22	35,864,558	31,731,551
	- EXCEDENT (rd. 15+ 20 -16-21)	23	35,864,558	31,731,551
	- DEFICIT (rd. 16 +21-15- 20)	24	FALSE	FALSE
VIII.	VENITURI EXTRAORDINARE (ct.7910000)	25	11,814	132,665
IX.	CHELTUIELI EXTRAORDINARE (ct.6900000+6910000)	26	0	47,468
X.	REZULTATUL DIN ACTIVITATEA EXTRAORDINARA	27	11,814	85,197
	- EXCEDENT (rd. 25 - rd.26)	28	11,814	85,197
	- DEFICIT (rd. 26 - rd.25)	29	FALSE	FALSE
XI.	REZULTATUL PATRIMONIAL AL EXERCITIULUI (BRUT)	29.1	35,876,372	31,816,748
	- EXCEDENT (rd. 23+28-24-29)	29.2	35,876,372	31,816,748
	- DEFICIT (rd. 24+29-23-28)	29.3	FALSE	FALSE
	Cheltuieli cu impozitul pe profit (din ct.635*)	29.4		
XII.	REZULTATUL PATRIMONIAL AL EXERCITIULUI (NET)	30	35,876,372	31,816,748
	- EXCEDENT (rd. 29.2-rd. 29.4)	31	35,876,372	31,816,748
	- DEFICIT (rd. 29.3 + rd. 29.4)	32	0	0

*) Notă: Se determină potrivit art.13 alin.(2) lit.b) din Legea nr. 227/2015 privind Codul Fiscal.

Datele se preiau până la 10 octombrie din contul 6350000, iar după această dată din contul 6350200

Primar,
COSMIN-IONUT ANDREI



Director economic,
Mirela Elena Gheorghită

SITUAȚIA FLUXURILOR DE TREZORERIE la data de 30 iunie 2023

-lei-


DENUMIREA INDICATORULUI	Cod rând	TOTAL	CASA ct. 5310101	Buget de stat *) ct. 5200100/ 7700000 Sursa A	Buget local ct. 5210100/ 7700000 Sursa A	Buget instituții publice finanțate integral din venituri proprii ct. 5600101/ 7700000 Sursa F	Buget instituții publice finanțate din venituri proprii și subvenții ct. 5610100/ 7700000 Sursa G	Buget activității finanțate din venituri proprii și buget activității de priză țizare ct. 5620101/ 7700000 Sursa E	Buget imprumuturi interne și externe ct. 5130101+ 5140101+ 5160101+ 5170101/ 7700000 Sursa B + C	Buget fonduri externe nerambursabile (sursa D) ct. 5150103/ 7700000 Sursa D	Alte disponibilități (ct. 5xx)
A	B	1=2+3+...+15	2	3	4	10	11	12	13	14	15
I. NUMERAR DIN ACTIVITATEA OPERAȚIONALĂ	1										
1. Încasări	2	273,637,175	41,650,405	0	165,722,966	24,128,069	27,437,897	3,640,439	0	3,191,396	7,866,003
2. Plăți	3	219,387,818	41,573,296	0	118,180,952	22,302,243	26,949,646	3,302,529	0		7,079,152
3. Numerar net din activitatea operațională (rd. 02- rd.03)	4	54,249,357	77,109	0	47,542,014	1,825,826	488,251	337,910	0	3,191,396	786,851
II. NUMERAR DIN ACTIVITATEA DE INVESTIȚII	5										
1. Încasări	6	3,126,849	0	0	3,126,849	0	0	0	0	0	0
2. Plăți	7	32,934,234	0	0	31,389,299	566,618	855,301	44,673	0	78,343	0
3. Numerar net din activitatea de investiții (rd.06-07)	8	-29,807,385	0	0	-28,262,450	-566,618	-855,301	-44,673	0	-78,343	0
III. NUMERAR DIN ACTIVITATEA DE FINANȚARE	9										
1. Încasări	10	25,669,219	0	0	17,500,000	2,906,030	4,838,975	424,214	0	0	0
2. Plăți	11	7,016,500	0	0	7,016,500	0	0	0	0	0	0
3. Numerar net din activitatea de finanțare (rd.10-rd.11)	12	18,652,719	0	0	10,483,500	2,906,030	4,838,975	424,214	0	0	0
IV. CREȘTEREA (DESCREȘTEREA) NETĂ DE NUMERAR ȘI ECHIVALENT DE NUMERAR (rd.04+rd.08+rd.12)	13	43,094,691	77,109	0	29,763,064	4,165,238	4,471,925	717,451	0	3,113,053	786,851
V. NUMERAR ȘI ECHIVALENT DE NUMERAR LA ÎNCEPUTUL ANULUI	14	45,452,708	0	0	33,673,737	3,390,029	5,078,207	1,433,089	0	0	1,877,646
- sume recuperate din excedentul anului precedent**)	14.1	0	0	0	0	0	0	0	0	0	0
- sume utilizate din excedentul anului precedent**)	14.2	25,669,219	0	0	17,500,000	2,906,030	4,838,975	424,214	0	0	0
Sume transferate din disponibilul neutilizat la finele anului precedent**)	14.3	x	x	x	x	x	x	x	0	0	x
VI. NUMERAR ȘI ECHIVALENT DE NUMERAR LA SFÂRȘITUL PERIOADEI (rd.13+rd.14+14.1 - 14.2 - rd.14.3)	15	62,878,180	77,109	0	45,936,801	4,649,237	4,711,157	1,726,326	0	3,113,053	2,664,497

Primar,
COSMIN-IONUȚ ANDREI



Director economic,
MIRELA ELENA GHEORGHIȚĂ

Viza trezoreriei,



SITUAȚIA FLUXURILOR DE TREZORERIE

la data de 30 iunie 2023

cod 04

- lei -

DENUMIREA INDICATORILOR	Cod rand	TOTAL	cont 5310402	cont 550	cont 512	cont 515
A	B	1	2	3	4	5
I. NUMERAR DIN ACTIVITATEA OPERATIONALA	01					
1. Incasari	02	28,031,208		7,582,080	20,436,578	12,550
2. Plati	03	27,817,460		7,540,476	20,246,400	30,584
3. Numerar net din activitatea operationala (rd. 02-rd. 03)	04	213,748	0	41,604	190,178	-18,034
II. NUMERAR DIN ACTIVITATEA DE INVESTITII	05	0				
1. Incasari	06	0	0	0	0	0
2. Plati	07	25,068	0	0	0	25,068
3. Numerar net din activitatea de investitii (rd. 06-rd. 07)	08	-25,068	0	0	0	-25,068
III. NUMERAR DIN ACTIVITATEA DE FINANTARE	09	0				
1. Incasari	10	0	0	0	0	0
2. Plati	11	0	0	0	0	0
3. Numerar net din activitatea de finantare (rd. 10-rd.11)	12	0	0	0	0	0
IV. CREȘTEREA(DESCREȘTEREA) NETA DE NUMERAR SI ECHIVALENT DE NUMERAR (rd.04+rd.08+rd.12)	13	188,680	0	41,604	190,178	-43,102
V. NUMERAR SI ECHIVALENT DE NUMERAR LA INCEPUTUL ANULUI	14	469,165	0	326,723	19,423	123,019
1. Diferențe de curs favorabile	15	0	0	0	0	0
2. Diferențe de curs nefavorabile	16	0	0	0	0	0
VI. NUMERAR SI ECHIVALENT DE NUMERAR LA SFARSITUL PERIOADEI (rd. 13+14+15-16)	17	657,845		368,327	209,601	79,917

Primar,
COSMIN-IONUT ANDREI



Director economic,
Mirela Elena Gheorghită

DISPONIBIL DIN MIJLOACE CU DESTINAȚIE SPECIALĂ

la data de 30 iunie 2023

cod 05

lei

DENUMIREA INDICATORILOR	Nr.rand	Disponibil la inceputul anului	Încasări	Plăți	Disponibil la sfârșitul perioadei
A	B	1	2	3	4
TOTAL (rd.02 la 15)	01	1,168,760	12,269,382	11,009,765	2,428,377
-Sume primite ca donatii si sponsorizari (ct. 5500101, ct. 5500102/analitice distincte)	02	26,869	0	11,462	15,407
-Garantii materiale retinute gestionarilor conform Legii nr.22/1969 (ct. 5500101, ct. 5500102/analitice distincte)	03	326,612	61,310	19,595	368,327
-Sume primite din fondurile de contrapartida constituite potrivit legii (ct. 5500101, ct. 5500102/analitice distincte)	04	0			0
-Paza obsteasca comunala (ct. 5500101, ct. 5500102/analitice distincte)	05	0			0
-Disponibil din fonduri cu destinatie speciala reprezentand alocatia pentru nou-nascuti conform Legii 416/2001 (ct. 5500101, ct. 5500102/analitice distincte)	06	0			0
-Disponibil din fonduri cu destinatie speciala reprezentand sprijin producatorilor agricoli conform O.U.G.nr. 72/2003 (ct. 5500101, ct. 5500102/analitice distincte)	07	0			0
-Sume primite din credite externe contractate de stat pentru finantarea Programului de pietruire a drumurilor comunale (ct. 5500101, ct. 5500102/analitice distincte)	08	0			0
-Sume primite din fondul de tezaur	09	X	X	X	X
-Sume primite din rezultatul execuției bugetare din anii precedenți (ct. 5500101, ct. 5500102/analitice distincte)	10				
Alte disponibilitati cu destinatie speciala (ct. 5500101, ct. 5500102/analitice distincte)	11	815,279	12,208,072	10,978,708	2,044,643
- Primaria BT disponibil aferent mecanismului cererilor de plata		0	7,519,855	7,519,855	0
- Disponibil din fondul de intretinere si dezvoltare		398,659	1,174,793		1,573,452
- Disponibil conform HG 349/2005		416,620	69,633	15,062	471,191
- Disponibil cont colector DSP		0	3,443,791	3,443,791	0
- Alte disponibilități cu destinație specială Proiect NESES - DAS		0			0
- Disponibil Teatrul Mihai Eminescu - destinatie speciala		0			0
Disponibil din sume alocate din venituri din privatizare conform O.G. nr. 31/2007 (ct. 5500101, ct. 5500102/analitice distincte)	12	0			0
preuniversitar (ct. 5500101, ct. 5500102/analitice distincte)	13	0	0	0	0
Disponibil din cofinantarea de la bugetul de stat (ct. 5500101, ct. 5500102/analitice distincte)	14				
Disponibil al institutiilor publice finantate integral de la bugetul local, din sume indisponibilizate pe baza de titluri executorii (ct. 5500101, ct. 5500102/analitice distincte)	15	0			0

Primar,
COSMIN-IONUT ANDREI



Director economic,
Mirela Elena Gheorghita

SITUATIA ACTIVELOR SI DATORILOR FINANCIARE ALE INSTITUTIILOR PUBLICE DIN ADMINISTRATIA LOCALA la data de

la data 30.06.2023

cod 18


- lei -

Denumirea indicatorului	Cod Rand	Sold la inceputul anului	Sold la sfarsitul perioadei
A	B	1	2
Numerar in lei in casieria institutiilor publice locale si ale institutiilor publice de subordonare locala, (ct.5310101)	4	0	77,109
Disponibilitati in lei ale institutiilor publice locale si ale institutiilor publice de subordonare locala, la trezorerii (ct.5100000+ct.5120101+ct.5120501+ct.5150101+ct.5160101+ ct.5170101+ ct.5210100+ ct.5280000+ ct.5290201+ct.5290301+ ct. 5290400+ ct.5290901+ ct.5500101+ct. 5510000+ct.5520000+ ct.5550101 +ct.5570101+ ct.5580101+ct.5580201+ ct.5600101+ ct.5600300+ ct.5610101+ct.5610300+ct.5620100 +ct.5620300 -ct.7700000),din care :	5	45,452,708	62,801,071
Total (in baze cash) (rd.04+05)	8	45,452,708	62,878,180
Total (in baze accrual) (rd.08+09)	10	45,452,708	62,878,180
Avansuri de trezorerie, acordate in lei (ct. 5420100)	22	0	3,700
Alte valori (ct.5320100+ct.5320200+ct.5320300+ct.5320400+ct.5320500+ ct.5320600+ct. 5320800)	23	1,073,831	1,258,714
Disponibilitati ale institutiilor publice locale si ale institutiilor de subordonare locala la institutiile de credit rezidente(ct.5110101+ ct.5110102+ct.5120102+ct.5120402+ct.5120502+ ct.5150102+ ct.5150202+ ct.5160102+ct.5160202+ ct.5170102+ ct.5170202+ ct.5290202+5290302+ct.5290902+ct.5500102+ct. 5550102+ct. 5550202+ct.5570202+ct.5580102+ ct.5580302+ ct.5600102+ct.5600103+ct.5610102+ct.5610103+ ct.5620102+ct.5620103), din care :	32	469,165	657,845
Fonduri externe nerambursabile preaderare	33	43,691	26,740
Total (in baze cash) (rd.32+35)	36	469,165	657,845
Total (in baze accrual) (rd.36+37)	38	469,165	657,845
Disponibilitati ale institutiilor publice aflate la alti rezidenti (terti) (ct.4610109+ct.4610209+ct.2670108+ ct.2670208)	51	13,998	65,031
Total (in baze cash)(rd.51)	52	13,998	65,031
Actiuni necotate detinute de autoritatile locale la operatorii economici (ct.2600200 - ct.2960102)(S11)	131	16,010,548	16,010,548
Total (la valoarea contabila neta (la valoarea de intrare mai putin ajustarile cumulate pentru pierderea de valoare)(rd.131+132+133)	134	16,010,548	16,010,548
Creante comerciale curente legate de livrari de bunuri si servicii de catre autoritatile locale sau de institutii subordonate acestora (ct.2320000+ct.2340000+ct.4090101+ct.4090102+ct.4110101+ ct.4110108+ ct.4130100+ct.4180000+ct.4610101 - ct.4910100 - ct.4960100). Total (rd.166+167+168+172), din care de la :	165	5,046,860	12,908,408
- de la gospodariile populatiei (S14)	166	78,558	79,788
- de la societăți nefinanciare (S.11),	167	1,272,417	10,745,350
-de la institutiile publice, din care: (rd.169+170+171)	168	3,695,885	2,083,270
- Fonduri de securitate socială (S.1314)	171	3,695,885	2,083,270
-din care:creantele unitatilor sanitare cu paturi fata de Casele de Sanatate	171.1	3,695,885	2,083,270
Creante ale bugetului local (ct.4640000 -ct. 4970000). Total (rd.177+178+179+183), din care:	176	86,967,225	101,652,069

Denumirea indicatorului	Cod Rand	Sold la inceputul anului	Sold la sfarsitul perioadei
A	B	1	2
-de la gospodariile populatiei (S14)	177	22,291,513	26,900,297
-de la societăți nefinanciare (S.11),	178	64,675,712	74,751,772
Total creante (rd.176+184)	185	86,967,225	101,652,069
Sume de primit de la Autoritățile de Certificare / Autoritățile de Management / Agențiile de Plati - FONDURI EXTERNE NERAMBURSABILE POSTADERARE (ct.4580301)	191	6,754,696	3,182,461
Sume de primit de la Autoritățile de Certificare/ Autoritățile de Management / Agențiile de Plati - FONDURI DE LA BUGET (ct.4580302)	192	529,314	253,707
Sume de primit de la Comisia Europeana/alti donatori reprezentand venituri ale bugetului general consolidat -FONDURI EXTERNE NERAMBURSABILE POSTADERARE (ct.4500504+ct.4500505). Total, din care: (rd.195+196)	194	3,030,801	851,996
Sume de primit de la Comisia Europeana/alti donatori reprezentand venituri ale bugetului general consolidat- buget local- FONDURI EXTERNE NERAMBURSABILE POSTADERARE (ct.4500504)	195	3,030,801	851,996
Sume datorate tertilor reprezentand garantii si cautiuni aflate in conturile institutiilor publice (ct.4280101+ct.4280201+ct.4620109+ct.4620209) Total (rd.204+205+206),din care :	203	1,246,891	1,267,231
- salariilor (gospodăriile populației) (S.143)	204	274,524	314,643
- societăți nefinanciare (S.11)	205	972,367	952,588
Credite pe termen scurt contractate de autoritățile locale si institutii din subordinea acestora (ct.1620100+ct.1630100+ct.1670101+ct.1670103+ ct.1670109+ ct.5190101+ ct.5190102+ ct.5190106+ ct.5190180+ ct.5190190) . Total (rd.263+264+265+265.1), din care acordate de:	262	0	5,265,771
-Societăți care accepta depozite, exclusiv banca centrală (S.122)	263	0	5,265,771
Sume primite din excedentul anului precedent pentru acoperirea golurilor temporare de casa si pentru finantarea cheltuielilor sectiunii de dezvoltare (ct.5190107)	267.1	0	25,669,219
Total (in baze cash)(rd.262+266+267+267.1)	268	0	30,934,990
Total (in baze accrual) (cash+dobanzi)(rd.268+274)	275	0	30,934,990
Credite pe termen lung primite (contractate, garantate, asimilate, etc.) de institutiile publice locale (ct.1620200+ct.1630200+ct.1670201+ct.1670202+ct.1670203+ ct.1670209). Total (rd.287+288+289+289.1) din care acordate de :	286	54,567,338	44,035,795
-Societăți care acceptă depozite, exclusiv banca centrală (S.122)	287	54,567,338	44,035,795
Total (in baze cash)(rd.286)	290	54,567,338	44,035,795
Total (in baze accrual)(cash+dobanzi) (rd.290+295)	296	54,567,338	44,035,795
Datorii comerciale necurente legate de livrari de bunuri si servicii (ct.4010200+ct.4030200+ct.4040200+ ct.4050200+ct.4620201). Total (rd.313+314+318+319), din care catre :	312	846,298	489,298
- Societăți nefinanciare (S.11)	313	846,298	489,298
Datorii comerciale curente legate de livrari de bunuri si servicii (ct.4010100+ct.4030100+ct.4040100 +ct.4050100+ct.4080000 + ct.4190000+ ct.4620101) Total (rd.321+322+326+327), din care, catre :	320	1,985,327	7,173,710
- Societăți nefinanciare (S.11)	321	1,985,327	7,173,710
Datoriile institutiilor publice din administratia locala catre bugete(ct.4420300+ ct.4310100+ct.4310200+ct.4310300+ct.4310400+ ct.4310500+ ct.4310700+ct.4370100+ct.4370200+ct.4370300+ ct.4420801 +ct.4440000+ct.4460100+ct.4460200+ct.4480100)	331	4,804,338	4,568,547
Salariile angajatilor (ct 4210000+ct.4230000+ct.4260000 +ct.4270100+ct. 4270300 +ct.4280101)	332	5,694,602	6,435,607

Denumirea indicatorului	Cod Rand	Sold la începutul anului	Sold la sfarsitul perioadei
A	B	1	2
Alte drepturi cuvenite altor categorii de persoane(ct.4260000+ct.4270200 +ct.4270300+ct.4290000+ct.4380000)	333	1,631,878	1,780,804
Total (rd.331+332+333+334)	335	12,130,818	12,784,958
Avansuri primite de la Autoritatile de Certificare/Autoritatile de Management /Agentiile de Plati- FONDURI EXTERNE NERAMBURSABILE POSTADERARE ŞI FONDURI DE LA BUGET (ct.4580501+ct.4580502)	341	13,060,323	16,066,992
Provizioane necurente (ct.1510201+ ct.1510202+ ct.1510203 +ct.1510204 +ct.1510208), din care:	342.1	0	83,621
Provizioane necurente, constituite conform OUG 71/2009 si OG 17/2012 reprezentand drepturi salariale castigate in instanta (ct.1510203)	342.3	0	83,621
Provizioane curente (ct. 1510101+ct.1510102+ ct.1510103+ ct.1510104+ ct.1510108) , din care:	343	0	4,401
Provizioane curente, constituite conform OUG 71/2009 si OG 17/2012 reprezentand drepturi salariale castigate in instanta (ct.1510103)	343.2	0	4,401

Primar
Cosmin Ionut Andrei



Director economic
Mirela Gheorghita

Centralizat UAT Botosani

Contul de executie a bugetului institutie publice si activitatilor finantate integral sau partial din venituri proprii (de subordonare loc: venituri

30 Iunie 2023

Cod Anexa: Anexa 09

Denumirea indicatorului	Cod Rand	Prevederi bugetare anuale aprobate la finele perioadei de raportare	Prevederi bugetare trimestriale cumulate	Drepturi constatate Total, din care:	Drepturi constatate din anii precedenti	Drepturi constatate din anul curent	Incasari realizate	Stingeri pe alte cai decat incasari	Drepturi constatate de incasat
A	B	1	2	3	4	5	6	7	8
TOTAL VENITURI (cod 00.02 + 00.15 + 00.16 + 00.17 + 45.10 + 46.10 + 48.10)	00.01	122,415,620	68,154,320.00	66,023,945.00	4,093,989.00	61,929,956.00	63,427,133.00	239,749.00	2,357,063.00
I. VENITURI CURENTE	00.02	52,688,800	26,925,520.00	25,752,452.00	2,014,965.00	23,737,487.00	24,228,529.00	1,450.00	1,522,473.00
C. VENITURI NEFISCALE	00.12	52,688,800	26,925,520.00	25,752,452.00	2,014,965.00	23,737,487.00	24,228,529.00	1,450.00	1,522,473.00
C1. VENITURI DIN PROPRIETATE	00.13	5,829,700	2,832,280.00	3,084,847.00	21,493.00	3,063,354.00	3,035,561.00	0.00	49,286.00
Venituri din proprietate	30.10	5,829,700	2,832,280.00	3,084,847.00	21,493.00	3,063,354.00	3,035,561.00	0.00	49,286.00
Venituri din concesiuni si inchirieri *)	30.10.05	5,814,700	2,825,280.00	3,084,847.00	21,493.00	3,063,354.00	3,035,561.00	0.00	49,286.00
Alte venituri din concesiuni si inchirieri de catre institutiile publice	30.10.05.30	5,814,700	2,825,280.00	3,084,847.00	21,493.00	3,063,354.00	3,035,561.00	0.00	49,286.00
Alte venituri din proprietate	30.10.50	15,000	7,000.00	0.00	0.00	0.00	0.00	0.00	0.00
C2. VANZARI DE BUNURI SI SERVICII	00.14	46,859,100	24,093,240.00	22,667,605.00	1,993,472.00	20,674,133.00	21,192,968.00	1,450.00	1,473,187.00
Venituri din prestari de servicii si alte activitati	33.10	46,071,900	23,694,540.00	22,142,908.00	1,975,396.00	20,167,512.00	20,685,560.00	1,450.00	1,455,898.00
Taxe si alte venituri in invatamant	33.10.05	222,750	134,750.00	69,781.00	0.00	69,781.00	69,781.00	0.00	0.00
Venituri din prestari de servicii	33.10.08	1,794,000	872,000.00	662,311.00	12,041.00	650,270.00	638,998.00	0.00	23,313.00
Contributia elevilor si studentilor pentru internate, camine si cantine	33.10.14	7,908,450	4,646,190.00	3,392,871.00	2,269.00	3,390,602.00	3,343,966.00	0.00	48,905.00

Venituri din organizarea de cursuri de calificare si conversie profesionala, specializare si perfectionare	33.10.17	55,000	45,000.00	39,384.00	0.00	39,384.00	39,384.00	0.00	0.00
Venituri din serbari si spectacole scolare, manifestari culturale, artistice si sportive	33.10.19	6,921,300	3,457,600.00	3,125,208.00	31,343.00	3,093,865.00	3,008,604.00	0.00	116,604.00
Venituri din contractele incheiate cu casele de asigurari sociale de sanatate	33.10.21	24,000,000	12,100,000.00	12,862,281.00	1,875,418.00	10,986,863.00	11,660,964.00	0.00	1,201,317.00
Venituri din contractele incheiate cu directiile de sanatate publica din sume alocate de la bugetul de stat	33.10.30	3,527,000	1,732,000.00	1,427,039.00	0.00	1,427,039.00	1,427,039.00	0.00	0.00
Alte venituri din prestari de servicii si alte activitati	33.10.50	1,643,400	707,000.00	564,033.00	54,325.00	509,708.00	496,824.00	1,450.00	65,759.00
Amenzi, penalitati si confiscari	35.10	7,200	3,700.00	4,876.00	0.00	4,876.00	4,333.00	0.00	543.00
Alte amenzi, penalitati si confiscari	35.10.50	7,200	3,700.00	4,876.00	0.00	4,876.00	4,333.00	0.00	543.00
Diverse venituri	36.10	780,000	395,000.00	509,841.00	18,076.00	491,765.00	493,095.00	0.00	16,746.00
Alte venituri	36.10.50	780,000	395,000.00	509,841.00	18,076.00	491,765.00	493,095.00	0.00	16,746.00
Transferuri voluntare, altele decat subventiile	37.10	0	0.00	9,980.00	0.00	9,980.00	9,980.00	0.00	0.00
Donatii si sponsorizari	37.10.01	0	0.00	9,980.00	0.00	9,980.00	9,980.00	0.00	0.00
Varsaminte din sectiunea de functionare pentru finantarea sectiunii de dezvoltare a bugetului local	37.10.03	-437,000	-437,000.00	-133,276.00	0.00	-133,276.00	-133,276.00	0.00	0.00
Varsaminte din sectiunea de functionare	37.10.04	437,000	437,000.00	133,276.00	0.00	133,276.00	133,276.00	0.00	0.00
III. OPERATIUNI FINANCIARE	00.16	0	0.00	8,169,219.00	0.00	8,169,219.00	8,169,219.00	0.00	0.00
Incasari din rambursarea imprumuturilor acordate	40.10	0	0.00	8,169,219.00	0.00	8,169,219.00	8,169,219.00	0.00	0.00
Sume utilizate din excedentul anului precedent pentru efectuarea de cheltuieli	40.10.15	0	0.00	8,169,219.00	0.00	8,169,219.00	8,169,219.00	0.00	0.00
Sume utilizate de administratiile locale din excedentul anului precedent pentru sectiunea de functionare	40.10.15.01	0	0.00	6,694,219.00	0.00	6,694,219.00	6,694,219.00	0.00	0.00
Sume utilizate de administratiile locale din excedentul anului precedent pentru sectiunea de dezvoltare	40.10.15.02	0	0.00	1,475,000.00	0.00	1,475,000.00	1,475,000.00	0.00	0.00
IV. SUBVENTII	00.17	63,167,810	36,873,600.00	31,499,174.00	1,796,561.00	29,702,613.00	30,664,584.00	0.00	834,590.00
Subventii de la bugetul de stat (cod 42.10.11+ 42.10.39+ 42.10.43+ 42.10.62+42.10.70+ 42.10.81+ 42.10.82+ 42.10.88 la 42.10.91)	42.10	1,492,880	1,492,880.00	0.00	0.00	0.00	0.00	0.00	0.00

Sume alocate pentru stimulentele de risc	42.10.82	55,000	55,000.00	0.00	0.00	0.00	0.00	0.00	0.00
Alocari de sume din PNRR aferente asistentei financiare nerambursabile (cod 42.10.88.01 la 42.10.88.03)	42.10.88	1,437,880	1,437,880.00	0.00	0.00	0.00	0.00	0.00	0.00
Fonduri europene nerambursabile	42.10.88.01	1,437,880	1,437,880.00	0.00	0.00	0.00	0.00	0.00	0.00
Subventii de la alte administratii (cod 43.10.09+43.10.10+43.10.14 la 43.10.17+ 43.10.19+43.10.25+ 43.10.26. +43.10.27+ 43.10.31+ 43.10.33+43.10.40 +43.10.45)	43.10	61,674,930	35,380,720.00	31,499,174.00	1,796,561.00	29,702,613.00	30,664,584.00	0.00	834,590.00
Subventii pentru institutii publice	43.10.09	33,344,700	22,771,490.00	19,790,952.00	0.00	19,790,952.00	19,790,952.00	0.00	0.00
Subventii din bugetele locale pentru finantarea cheltuielilor de capital din domeniul sanatatii	43.10.14	1,048,620	1,047,620.00	199,010.00	0.00	199,010.00	199,010.00	0.00	0.00
Sume din bugetul de stat catre bugetele locale pentru finantarea investitiilor in sanatate	43.10.16	5,400,000	0.00	0.00	0.00	0.00	0.00	0.00	0.00
Sume din bugetul de stat catre bugetele locale pentru finantarea aparaturii medicale si echipamentelor de comunicatii in urgenta in sanatate	43.10.16.01	5,400,000	0.00	0.00	0.00	0.00	0.00	0.00	0.00
Subventii pentru institutii publice destinate sectiunii de dezvoltare	43.10.19	1,161,610	1,101,610.00	532,327.00	0.00	532,327.00	532,327.00	0.00	0.00
Subventii din bugetul Fondului national de asigurari sociale de sanatate pentru acoperirea cresterilor salariale	43.10.33	20,720,000	10,460,000.00	10,976,885.00	1,796,561.00	9,180,324.00	10,142,295.00	0.00	834,590.00
Alte sume primite de la UE (cod 46.10.04 + 46.10.05)	46.10	55,200	55,200.00	44,164.00	0.00	44,164.00	44,164.00	0.00	0.00
Alte sume primite din fonduri de la Uniunea Europeană pentru programele operaționale finanțate din cadrul financiar 2014-2020	46.10.04	55,200	55,200.00	44,164.00	0.00	44,164.00	44,164.00	0.00	0.00
Sume primite de la UE/alti donatori in contul platilor efectuate si prefinantari aferente cadrului financiar 2014-2020	48.10	6,503,810	4,300,000.00	558,936.00	282,463.00	276,473.00	320,637.00	238,299.00	0.00
Fondul European de Dezvoltare Regională (FEDR)	48.10.01	6,503,810	4,300,000.00	558,936.00	282,463.00	276,473.00	320,637.00	238,299.00	0.00
Sume primite in contul platilor efectuate in anul curent	48.10.01.01	6,503,810	4,300,000.00	320,637.00	44,164.00	276,473.00	320,637.00	0.00	0.00
Sume primite in contul platilor efectuate in anii anteriori	48.10.01.02	0	0.00	238,299.00	238,299.00	0.00	0.00	238,299.00	0.00
SECTIUNEA DE FUNCTIONARE									

Denumirea indicatorului	Cod Rand	Prevederi bugetare anuale aprobate la finele perioadei de raportare	Prevederi bugetare trimestriale cumulate	Drepturi constatate Total, din care:	Drepturi constatate din anii precedenti	Drepturi constatate din anul curent	Incasari realizate	Stingeri pe alte cai decat incasari	Drepturi constatate de incasat
A	B	1	2	3	4	5	6	7	8
TOTAL VENITURI (cod 00.02 + 00.15 + 00.16 + 00.17 + 45.10 + 46.10 + 48.10)Sectiune de functionare	00.01	111,771,500	59,775,010	63,081,232	3,811,526	59,269,706	60,722,719	1,450	2,357,063
I. VENITURI CURENTE	00.02	52,251,800	26,488,520	25,619,176	2,014,965	23,604,211	24,095,253	1,450	1,522,473
C. VENITURI NEFISCALE	00.12	52,251,800	26,488,520	25,619,176	2,014,965	23,604,211	24,095,253	1,450	1,522,473
C1. VENITURI DIN PROPRIETATE	00.13	5,829,700	2,832,280	3,084,847	21,493	3,063,354	3,035,561	0	49,286
Venituri din proprietate	30.10	5,829,700	2,832,280	3,084,847	21,493	3,063,354	3,035,561	0	49,286
Venituri din concesiuni si inchirieri *)	30.10.05	5,814,700	2,825,280	3,084,847	21,493	3,063,354	3,035,561	0	49,286
Alte venituri din concesiuni si inchirieri de catre institutiile publice	30.10.05.30	5,814,700	2,825,280	3,084,847	21,493	3,063,354	3,035,561	0	49,286
Alte venituri din proprietate	30.10.50	15,000	7,000	0	0	0	0	0	0
C2. VANZARI DE BUNURI SI SERVICII	00.14	46,422,100	23,656,240	22,534,329	1,993,472	20,540,857	21,059,692	1,450	1,473,187
Venituri din prestari de servicii si alte activitati	33.10	46,071,900	23,694,540	22,142,908	1,975,396	20,167,512	20,685,560	1,450	1,455,898
Taxe si alte venituri in invatamant	33.10.05	222,750	134,750	69,781	0	69,781	69,781	0	0
Venituri din prestari de servicii	33.10.08	1,794,000	872,000	662,311	12,041	650,270	638,998	0	23,313
Contributia elevilor si studentilor pentru internate, camine si cantine	33.10.14	7,908,450	4,646,190	3,392,871	2,269	3,390,602	3,343,966	0	48,905
Venituri din organizarea de cursuri de calificare si conversie profesionala, specializare si perfectionare	33.10.17	55,000	45,000	39,384	0	39,384	39,384	0	0
Venituri din serbari si spectacole scolare, manifestari culturale, artistice si sportive	33.10.19	6,921,300	3,457,600	3,125,208	31,343	3,093,865	3,008,604	0	116,604
Venituri din contractele incheiate cu casele de asigurari sociale de sanatate	33.10.21	24,000,000	12,100,000	12,862,281	1,875,418	10,986,863	11,660,964	0	1,201,317
Venituri din contractele incheiate cu directiile de sanatate publica din sume alocate de la bugetul de stat	33.10.30	3,527,000	1,732,000	1,427,039	0	1,427,039	1,427,039	0	0
Alte venituri din prestari de servicii si alte activitati	33.10.50	1,643,400	707,000	564,033	54,325	509,708	496,824	1,450	65,759
Amenzi, penalitati si confiscari	35.10	7,200	3,700	4,876	0	4,876	4,333	0	543
Alte amenzi, penalitati si confiscari	35.10.50	7,200	3,700	4,876	0	4,876	4,333	0	543

Diverse venituri	36.10	780,000	395,000	509,841	18,076	491,765	493,095	0	16,746
Alte venituri	36.10.50	780,000	395,000	509,841	18,076	491,765	493,095	0	16,746
Transferuri voluntare, altele decat subventiile	37.10	-437,000	-437,000	-123,296	0	-123,296	-123,296	0	0
Donatii si sponsorizari	37.10.01	0	0	9,980	0	9,980	9,980	0	0
Varsaminte din sectiunea de functionare pentru finantarea sectiunii de dezvoltare a bugetului local	37.10.03	-437,000	-437,000	-133,276	0	-133,276	-133,276	0	0
III. OPERATIUNI FINANCIARE	00.16	0	0	6,694,219	0	6,694,219	6,694,219	0	0
Incasari din rambursarea imprumuturilor acordate	40.10	0	0	6,694,219	0	6,694,219	6,694,219	0	0
Sume utilizate din excedentul anului precedent pentru efectuarea de cheltuieli	40.10.15	0	0	6,694,219	0	6,694,219	6,694,219	0	0
Sume utilizate de administratiile locale din excedentul anului precedent pentru sectiunea de functionare	40.10.15.01	0	0	6,694,219	0	6,694,219	6,694,219	0	0
IV. SUBVENTII	00.17	59,519,700	33,286,490	30,767,837	1,796,561	28,971,276	29,933,247	0	834,590
Subventii de la bugetul de stat (cod 42.10.11+ 42.10.39+ 42.10.43+ 42.10.62+42.10.70+ 42.10.81+ 42.10.82+ 42.10.88 la 42.10.91)	42.10	55,000	55,000	0	0	0	0	0	0
Sume alocate pentru stimulentele de risc	42.10.82	55,000	55,000	0	0	0	0	0	0
Subventii de la alte administratii (cod 43.10.09+43.10.10+43.10.14 la 43.10.17+ 43.10.19+43.10.25+ 43.10.26. +43.10.27+ 43.10.31+ 43.10.33+43.10.40 +43.10.45)	43.10	59,464,700	33,231,490	30,767,837	1,796,561	28,971,276	29,933,247	0	834,590
Subventii pentru institutii publice	43.10.09	33,344,700	22,771,490	19,790,952	0	19,790,952	19,790,952	0	0
Sume din bugetul de stat catre bugetele locale pentru finantarea investitiilor in sanatate	43.10.16	5,400,000	0	0	0	0	0	0	0
Sume din bugetul de stat catre bugetele locale pentru finantarea aparaturii medicale si echipamentelor de comunicatii in urgenta in sanatate	43.10.16.01	5,400,000	0	0	0	0	0	0	0
Subventii din bugetul Fondului national de asigurari sociale de sanatate pentru acoperirea cresterilor salariale	43.10.33	20,720,000	10,460,000	10,976,885	1,796,561	9,180,324	10,142,295	0	834,590
SECTIUNEA DE DEZVOLTARE									

Denumirea indicatorului	Cod Rand	Prevederi bugetare anuale aprobate la finele perioadei de raportare	Prevederi bugetare trimestriale cumulate	Drepturi constatate Total, din care:	Drepturi constatate din anii precedenti	Drepturi constatate din anul curent	Incasari realizate	Stingeri pe alte cai decat incasari	Drepturi constatate de incasat
A	B	1	2	3	4	5	6	7	8
TOTAL VENITURI (cod 00.02 + 00.15 + 00.16 + 00.17 + 45.10 + 46.10 + 48.10)Sectiune de dezvoltare	00.01	10,644,120	8,379,310	2,942,713	282,463	2,660,250	2,704,414	238,299	0
I. VENITURI CURENTE	00.02	437,000	437,000	133,276	0	133,276	133,276	0	0
C. VENITURI NEFISCALE	00.12	437,000	437,000	133,276	0	133,276	133,276	0	0
C2. VANZARI DE BUNURI SI SERVICII	00.14	437,000	437,000	133,276	0	133,276	133,276	0	0
Transferuri voluntare, altele decat subventiile	37.10	437,000	437,000	133,276	0	133,276	133,276	0	0
Varsaminte din sectiunea de functionare	37.10.04	437,000	437,000	133,276	0	133,276	133,276	0	0
III. OPERATIUNI FINANCIARE	00.16	0	0	1,475,000	0	1,475,000	1,475,000	0	0
Incasari din rambursarea imprumuturilor acordate	40.10	0	0	1,475,000	0	1,475,000	1,475,000	0	0
Sume utilizate din excedentul anului precedent pentru efectuarea de cheltuieli	40.10.15	0	0	1,475,000	0	1,475,000	1,475,000	0	0
Sume utilizate de administratiile locale din excedentul anului precedent pentru sectiunea de dezvoltare	40.10.15.02	0	0	1,475,000	0	1,475,000	1,475,000	0	0
IV. SUBVENTII	00.17	3,648,110	3,587,110	731,337	0	731,337	731,337	0	0
Subventii de la bugetul de stat (cod 42.10.11+ 42.10.39+ 42.10.43+ 42.10.62+42.10.70+ 42.10.81+ 42.10.82+ 42.10.88 la 42.10.91)	42.10	1,437,880	1,437,880	0	0	0	0	0	0
Alocari de sume din PNRR aferente asistentei financiare nerambursabile (cod 42.10.88.01 la 42.10.88.03)	42.10.88	1,437,880	1,437,880	0	0	0	0	0	0
Fonduri europene nerambursabile	42.10.88.01	1,437,880	1,437,880	0	0	0	0	0	0
Subventii de la alte administratii (cod 43.10.09+43.10.10+43.10.14 la 43.10.17+ 43.10.19+43.10.25+ 43.10.26. +43.10.27+ 43.10.31+ 43.10.33+43.10.40 +43.10.45)	43.10	2,210,230	2,149,230	731,337	0	731,337	731,337	0	0
Subventii din bugetele locale pentru finantarea cheltuielilor de capital din domeniul sanatatii	43.10.14	1,048,620	1,047,620	199,010	0	199,010	199,010	0	0

Subventii pentru institutii publice destinate sectiunii de dezvoltare	43.10.19	1,161,610	1,101,610	532,327	0	532,327	532,327	0	0
Alte sume primite de la UE (cod 46.10.04 + 46.10.05)	46.10	55,200	55,200	44,164	0	44,164	44,164	0	0
Alte sume primite din fonduri de la Uniunea Europeană pentru programele operaționale finanțate din cadrul financiar 2014-2020	46.10.04	55,200	55,200	44,164	0	44,164	44,164	0	0
Sume primite de la UE/alti donatori in contul platilor efectuate si prefinantari aferente cadrului financiar 2014-2020	48.10	6,503,810	4,300,000	558,936	282,463	276,473	320,637	238,299	0
Fondul European de Dezvoltare Regională (FEDR)	48.10.01	6,503,810	4,300,000	558,936	282,463	276,473	320,637	238,299	0
Sume primite in contul platilor efectuate in anul curent	48.10.01.01	6,503,810	4,300,000	320,637	44,164	276,473	320,637	0	0
Sume primite in contul platilor efectuate in anii anteriori	48.10.01.02	0	0	238,299	238,299	0	0	238,299	0

Primar

Cosmin Ionut Andrei



Director economic

Mirela Gheorghita

Centralizat UAT Botosani

Contul de executie a bugetului institutie publice si activitatilor finantate integral sau partial din venituri proprii (de subordonare locala cheltuieli)

30 Iunie 2023

Cod Anexa: Anexa 11

02										
Denumirea indicatorului	Cod Rand	Credite de angajament aprobate la finele perioadei de raportare	Credite de angajament trimestriale cumulate	Credite bugetare aprobate la finele perioadei de raportare	Credite bugetare trimestriale cumulate	Angajamente bugetare	Angajamente legale	Plati efectuate	Angajamente legale de platit	Cheltuieli efective
A	B	1	2	3	4	5	6	7	8	9
Total	00.10	8,777,700	3,377,700.00	131,913,100.00	77,239,900.00	61,255,474.00	60,947,057.00	54,021,011.00	6,926,046.00	56,669,731.00
Partea a II-a APARARE, ORDINE PUBLICA SI SIGURANTA NATIONALA	59.10	0	0.00	10,513,000.00	5,366,500.00	5,038,922.00	5,038,922.00	4,698,936.00	339,986.00	4,734,085.00
Ordine publica si siguranta nationala	61.10	0	0.00	10,513,000.00	5,366,500.00	5,038,922.00	5,038,922.00	4,698,936.00	339,986.00	4,734,085.00
Ordine publica	61.10.03	0	0.00	10,513,000.00	5,366,500.00	5,038,922.00	5,038,922.00	4,698,936.00	339,986.00	4,734,085.00
Politie locala	61.10.03.04	0	0.00	10,513,000.00	5,366,500.00	5,038,922.00	5,038,922.00	4,698,936.00	339,986.00	4,734,085.00
Partea a III-a CHELTUIELI SOCIAL-CULTURALE	63.10	8,085,700	2,685,700.00	104,163,100.00	61,190,400.00	49,378,697.00	49,070,280.00	42,512,221.00	6,558,059.00	45,633,074.00
Invatamant	65.10	237,000	237,000.00	10,045,170.00	6,169,230.00	5,037,291.00	4,728,874.00	3,347,202.00	1,381,672.00	3,328,607.00
invatamant prescolar si primar	65.10.03	0	0.00	4,311,680.00	2,496,490.00	2,205,595.00	1,904,866.00	1,606,246.00	298,620.00	1,593,226.00
invatamant prescolar	65.10.03.01	0	0.00	4,311,680.00	2,496,490.00	2,205,595.00	1,904,866.00	1,606,246.00	298,620.00	1,593,226.00
invatamant secundar	65.10.04	237,000	237,000.00	5,733,490.00	3,672,740.00	2,831,696.00	2,824,008.00	1,740,956.00	1,083,052.00	1,735,381.00
invatamant secundar inferior	65.10.04.01	3,000	3,000.00	266,490.00	184,010.00	57,950.00	51,366.00	4,535.00	46,831.00	2,095.00
invatamant secundar superior	65.10.04.02	234,000	234,000.00	5,467,000.00	3,488,730.00	2,773,746.00	2,772,642.00	1,736,421.00	1,036,221.00	1,733,286.00
Sanatate	66.10	7,172,890	1,772,890.00	67,183,540.00	34,995,700.00	26,815,509.00	26,815,509.00	22,868,861.00	3,946,648.00	24,383,436.00
Servicii medicale in unitati sanitare cu paturi	66.10.06	7,172,890	1,772,890.00	67,183,540.00	34,995,700.00	26,815,509.00	26,815,509.00	22,868,861.00	3,946,648.00	24,383,436.00

Spitale generale	66.10.06.01	7,172,890	1,772,890.00	67,183,540.00	34,995,700.00	26,815,509.00	26,815,509.00	22,868,861.00	3,946,648.00	24,383,436.00
Cultura, recreere si religie	67.10	675,810	675,810.00	26,934,390.00	20,025,470.00	17,525,897.00	17,525,897.00	16,296,158.00	1,229,739.00	17,921,031.00
Servicii culturale	67.10.03	398,000	398,000.00	12,741,980.00	12,053,810.00	10,466,589.00	10,466,589.00	10,134,030.00	332,559.00	10,111,141.00
Instituti publice de spectacole si concerte	67.10.03.04	398,000	398,000.00	12,741,980.00	12,053,810.00	10,466,589.00	10,466,589.00	10,134,030.00	332,559.00	10,111,141.00
Servicii recreative si sportive	67.10.05	277,810	277,810.00	14,192,410.00	7,971,660.00	7,059,308.00	7,059,308.00	6,162,128.00	897,180.00	7,809,890.00
Sport	67.10.05.01	277,810	277,810.00	14,192,410.00	7,971,660.00	7,059,308.00	7,059,308.00	6,162,128.00	897,180.00	7,809,890.00
Partea a IV-a SERVICII SI DEZVOLTARE PUBLICA, LOCUINTE, MEDIU SI APE	70.00	692,000	692,000.00	17,237,000.00	10,683,000.00	6,837,855.00	6,837,855.00	6,809,854.00	28,001.00	6,302,572.00
Locuinte, servicii si dezvoltare publica	70.10	692,000	692,000.00	16,012,000.00	9,843,000.00	6,491,892.00	6,491,892.00	6,463,891.00	28,001.00	5,940,276.00
Alte servicii in domeniile locuintelor, serviciilor si dezvoltarii comunale	70.10.50	692,000	692,000.00	16,012,000.00	9,843,000.00	6,491,892.00	6,491,892.00	6,463,891.00	28,001.00	5,940,276.00
Protectia mediului	74.10	0	0.00	1,225,000.00	840,000.00	345,963.00	345,963.00	345,963.00	0.00	362,296.00
Alte servicii in domeniul protectiei mediului	74.10.50	0	0.00	1,225,000.00	840,000.00	345,963.00	345,963.00	345,963.00	0.00	362,296.00

Primar

Cosmin Ionut Andrei



Director economic

Mirela Gheorghita

Centralizat UAT Botosani

Contul de executie a bugetului institutie publice - cheltuieli

30 Iunie 2023

Cod Anexa: Anexa 07B

Denumirea indicatorului	Cod Rand	Credite de angajament aprobate la finele perioadei de raportare	Credite de angajament trimestriale cumulate	Credite bugetare aprobate la finele perioadei de raportare	Credite bugetare trimestriale cumulate	Angajamente bugetare	Angajamente legale	Plati efectuate	Angajamente legale de platit	Cheltuieli efective
A	B	1	2	3	4	5	6	7	8	9
TOTAL CHELTUIELI (01+60+61+70+79+82+85)	00	8,777,700	3,377,700.00	131,913,100.00	77,239,900.00	61,255,474.00	60,947,057.00	54,021,011.00	6,926,046.00	56,669,731.00
01. CHELTUIELI CURENTE (01=10+20+30+40+50+51+55+56+57+59+65)	01	0	0.00	120,975,390.00	71,763,190.00	59,962,347.00	59,653,930.00	53,039,432.00	6,614,498.00	54,536,985.00
TITLUL I CHELTUIELI DE PERSONAL	10	0	0.00	75,107,270.00	42,851,600.00	40,953,438.00	40,953,438.00	38,217,106.00	2,736,332.00	38,547,654.00
Cheltuieli salariale in bani	10.01	0	0.00	70,879,120.00	39,934,450.00	38,160,856.00	38,160,856.00	35,945,665.00	2,215,191.00	36,220,435.00
Salarii de baza	10.01.01	0	0.00	50,966,170.00	28,435,500.00	27,378,915.00	27,378,915.00	26,513,556.00	865,359.00	26,948,545.00
Sporuri pentru conditii de munca	10.01.05	0	0.00	11,472,000.00	6,092,000.00	5,798,069.00	5,798,069.00	5,294,784.00	503,285.00	5,299,375.00
Alte sporuri	10.01.06	0	0.00	2,060,200.00	1,085,200.00	1,077,906.00	1,077,906.00	866,956.00	210,950.00	869,218.00
Fond pentru posturi ocupate prin cumul	10.01.10	0	0.00	12,000.00	15,000.00	8,972.00	8,972.00	8,972.00	0.00	11,215.00
Fond aferent platii cu ora	10.01.11	0	0.00	1,120,000.00	565,000.00	565,000.00	565,000.00	485,638.00	79,362.00	484,815.00
Indemnizatii platite unor persoane din afara unitatii	10.01.12	0	0.00	830,000.00	821,000.00	820,466.00	820,466.00	815,432.00	5,034.00	815,256.00
Drepturi de delegare	10.01.13	0	0.00	85,000.00	89,000.00	56,473.00	56,473.00	47,601.00	8,872.00	47,601.00
Indemnizatie de hrana	10.01.17	0	0.00	2,643,000.00	1,543,000.00	1,399,290.00	1,399,290.00	1,311,417.00	87,873.00	1,319,449.00
Stimulentul de risc	10.01.29	0	0.00	55,000.00	55,000.00	55,000.00	55,000.00	0.00	55,000.00	0.00
Alte drepturi salariale in bani	10.01.30	0	0.00	1,635,750.00	1,233,750.00	1,000,765.00	1,000,765.00	601,309.00	399,456.00	424,961.00

Cheltuieli salariale in natura	10.02	0	0.00	2,541,150.00	1,935,150.00	1,883,011.00	1,883,011.00	1,434,374.00	448,637.00	1,476,968.00
Norme de hrana	10.02.02	0	0.00	1,250,000.00	644,000.00	644,000.00	644,000.00	571,875.00	72,125.00	614,589.00
Tichete de vacanta	10.02.06	0	0.00	1,291,150.00	1,291,150.00	1,239,011.00	1,239,011.00	862,499.00	376,512.00	862,379.00
Contributii	10.03	0	0.00	1,687,000.00	982,000.00	909,571.00	909,571.00	837,067.00	72,504.00	850,251.00
Contributii de asigurari sociale de stat	10.03.01	0	0.00	67,000.00	61,000.00	55,875.00	55,875.00	55,875.00	0.00	57,541.00
Contributia asiguratorie pentru munca	10.03.07	0	0.00	1,620,000.00	921,000.00	853,696.00	853,696.00	781,192.00	72,504.00	792,710.00
TITLUL II BUNURI SI SERVICII	20	0	0.00	38,854,110.00	24,292,190.00	18,300,521.00	17,992,104.00	14,254,437.00	3,737,667.00	15,484,417.00
Bunuri si servicii	20.01	0	0.00	16,516,309.00	10,611,220.00	8,308,337.00	8,301,793.00	7,111,419.00	1,190,374.00	7,854,938.00
Furnituri de birou	20.01.01	0	0.00	282,330.00	160,500.00	88,029.00	88,029.00	73,058.00	14,971.00	88,999.00
Materiale pentru curatenie	20.01.02	0	0.00	491,500.00	283,000.00	143,679.00	143,679.00	122,433.00	21,246.00	167,062.00
Incalzit, iluminat si forta motrica	20.01.03	0	0.00	5,994,980.00	3,755,850.00	3,061,213.00	3,061,213.00	2,885,131.00	176,082.00	3,253,004.00
Apa, canal si salubritate	20.01.04	0	0.00	871,000.00	538,000.00	404,121.00	404,121.00	344,499.00	59,622.00	392,729.00
Carburanti si lubrifianti	20.01.05	0	0.00	620,920.00	420,000.00	201,277.00	201,277.00	185,154.00	16,123.00	184,071.00
Piese de schimb	20.01.06	0	0.00	354,620.00	254,120.00	104,291.00	104,291.00	103,266.00	1,025.00	149,159.00
Transport	20.01.07	0	0.00	27,000.00	17,000.00	4,025.00	4,025.00	2,516.00	1,509.00	2,516.00
Posta, telecomunicatii, radio, tv, internet	20.01.08	0	0.00	241,500.00	161,500.00	115,042.00	115,042.00	108,434.00	6,608.00	108,990.00
Materiale si prestari de servicii cu caracter functional	20.01.09	0	0.00	3,511,620.00	2,113,430.00	1,886,239.00	1,886,239.00	1,336,773.00	549,466.00	1,566,584.00
Alte bunuri si servicii pentru intretinere si functionare	20.01.30	0	0.00	4,120,839.00	2,907,820.00	2,300,421.00	2,293,877.00	1,950,155.00	343,722.00	1,941,824.00
Reparatii curente	20.02	0	0.00	1,624,621.00	1,027,600.00	340,408.00	340,368.00	231,223.00	109,145.00	222,832.00
Hrana	20.03	0	0.00	9,982,460.00	5,839,700.00	5,242,221.00	4,941,492.00	3,750,874.00	1,190,618.00	3,826,188.00
Hrana pentru oameni	20.03.01	0	0.00	9,982,460.00	5,839,700.00	5,242,221.00	4,941,492.00	3,750,874.00	1,190,618.00	3,826,188.00
Medicamente si materiale sanitare	20.04	0	0.00	4,017,530.00	2,126,230.00	1,872,303.00	1,872,303.00	1,037,794.00	834,509.00	2,338,683.00
Medicamente	20.04.01	0	0.00	2,332,530.00	1,232,230.00	1,179,571.00	1,179,571.00	647,036.00	532,535.00	1,601,707.00
Materiale sanitare	20.04.02	0	0.00	553,000.00	309,000.00	250,038.00	250,038.00	201,576.00	48,462.00	277,175.00

Reactivi	20.04.03	0	0.00	944,000.00	480,000.00	415,282.00	415,282.00	169,834.00	245,448.00	403,451.00
Dezinfectanti	20.04.04	0	0.00	188,000.00	105,000.00	27,412.00	27,412.00	19,348.00	8,064.00	56,350.00
Bunuri de natura obiectelor de inventar	20.05	0	0.00	2,565,310.00	1,940,260.00	780,521.00	779,417.00	660,620.00	118,797.00	153,908.00
Uniforme si echipament	20.05.01	0	0.00	523,200.00	510,200.00	84,819.00	84,819.00	82,643.00	2,176.00	7,702.00
Lenjerie si accesorii de pat	20.05.03	0	0.00	257,030.00	199,630.00	23,627.00	23,627.00	14,999.00	8,628.00	0.00
Alte obiecte de inventar	20.05.30	0	0.00	1,785,080.00	1,230,430.00	672,075.00	670,971.00	562,978.00	107,993.00	146,206.00
Deplasari, detasari, transferari	20.06	0	0.00	388,400.00	325,400.00	190,291.00	190,291.00	175,492.00	14,799.00	181,233.00
Deplasari interne, detasari, transferari	20.06.01	0	0.00	318,000.00	255,000.00	150,181.00	150,181.00	135,382.00	14,799.00	141,459.00
Deplasari in strainatate	20.06.02	0	0.00	70,400.00	70,400.00	40,110.00	40,110.00	40,110.00	0.00	39,774.00
Materiale de laborator	20.09	0	0.00	35,000.00	20,500.00	9,266.00	9,266.00	3,505.00	5,761.00	6,292.00
Carti, publicatii si materiale documentare	20.11	0	0.00	43,400.00	31,500.00	18,944.00	18,944.00	4,444.00	14,500.00	5,387.00
Pregatire profesionala	20.13	0	0.00	157,400.00	119,400.00	19,140.00	19,140.00	13,380.00	5,760.00	15,340.00
Protectia muncii	20.14	0	0.00	221,300.00	113,500.00	36,142.00	36,142.00	26,857.00	9,285.00	43,993.00
Cheltuieli judiciare si extrajudiciare derivate din actiuni in reprezentarea intereselor statului, potrivit dispozitiilor legale	20.25	0	0.00	24,000.00	15,000.00	200.00	200.00	200.00	0.00	200.00
Alte cheltuieli	20.30	0	0.00	3,278,380.00	2,121,880.00	1,482,748.00	1,482,748.00	1,238,629.00	244,119.00	835,423.00
Reclama si publicitate	20.30.01	0	0.00	207,000.00	121,000.00	74,767.00	74,767.00	59,768.00	14,999.00	56,330.00
Protocol si reprezentare	20.30.02	0	0.00	13,000.00	8,500.00	3,257.00	3,257.00	3,257.00	0.00	8,895.00
Prime de asigurare non-viata	20.30.03	0	0.00	62,000.00	62,000.00	37,097.00	37,097.00	34,194.00	2,903.00	17,381.00
Chirii	20.30.04	0	0.00	221,500.00	217,500.00	181,657.00	181,657.00	181,657.00	0.00	174,432.00
Alte cheltuieli cu bunuri si servicii	20.30.30	0	0.00	2,774,880.00	1,712,880.00	1,185,970.00	1,185,970.00	959,753.00	226,217.00	578,385.00
TITLUL X Proiecte cu finantare din fonduri externe nerambursabile aferente cadrului financiar 2014-2020 (cod 58.01 la 58.17+58.19 la 58.39)	58	0	0.00	6,559,010.00	4,355,200.00	507,655.00	507,655.00	369,988.00	137,667.00	305,587.00
Programe din Fondul European de Dezvoltare Regionala (FEDR)	58.01	0	0.00	6,559,010.00	4,355,200.00	507,655.00	507,655.00	369,988.00	137,667.00	305,587.00

Finantare externa nerambursabila	58.01.02	0	0.00	6,559,010.00	4,355,200.00	507,655.00	507,655.00	369,988.00	137,667.00	305,587.00
TITLUL XI ALTE CHELTUIELI	59	0	0.00	455,000.00	264,200.00	200,733.00	200,733.00	197,901.00	2,832.00	199,327.00
Sume aferente persoanelor cu handicap neincadrate	59.40	0	0.00	455,000.00	264,200.00	200,733.00	200,733.00	197,901.00	2,832.00	199,327.00
Titlul XII Proiecte cu finantare din sumele reprezentand asistenta financiara nerambursabila aferenta PNRR (cod 60.01 la 60.11)	-60	0	0.00	1,437,880.00	1,437,880.00	0.00	0.00	0.00	0.00	0.00
Fonduri europene nerambursabile	60.01	0	0.00	1,437,880.00	1,437,880.00	0.00	0.00	0.00	0.00	0.00
70. CHELTUIELI DE CAPITAL (70=71+72+75)	70	8,777,700	3,377,700.00	9,559,500.00	4,098,500.00	1,445,152.00	1,445,152.00	1,133,604.00	311,548.00	2,132,746.00
TITLUL XV ACTIVE NEFINANCIARE (cod 71.01 la 71.03)	71	8,777,700	3,377,700.00	9,559,500.00	4,098,500.00	1,445,152.00	1,445,152.00	1,133,604.00	311,548.00	2,132,746.00
Active fixe	71.01	8,777,700	3,377,700.00	9,559,500.00	4,098,500.00	1,445,152.00	1,445,152.00	1,133,604.00	311,548.00	2,132,746.00
Constructii	71.01.01	588,470	588,470.00	869,470.00	868,470.00	457,613.00	457,613.00	264,759.00	192,854.00	618,517.00
Masini, echipamente si mijloace de transport	71.01.02	7,833,580	2,433,580.00	8,160,580.00	2,700,580.00	687,884.00	687,884.00	628,655.00	59,229.00	1,060,427.00
Mobilier, aparatura birotica si alte active corporale	71.01.03	292,650	292,650.00	392,650.00	392,650.00	240,156.00	240,156.00	239,557.00	599.00	407,747.00
Alte active fixe	71.01.30	63,000	63,000.00	136,800.00	136,800.00	59,499.00	59,499.00	633.00	58,866.00	46,055.00
TITLUL XXI PLATI EFECTUATE IN ANII PRECEDENTI SI RECUPERATE IN ANUL CURENT (cod 85.01)	85	0	0.00	-59,670.00	-59,670.00	-152,025.00	-152,025.00	-152,025.00	0.00	0.00
Plati efectuate in anii precedenti si recuperate in anul curent	85.01	0	0.00	-59,670.00	-59,670.00	-152,025.00	-152,025.00	-152,025.00	0.00	0.00
Plati efectuate in anii precedenti si recuperate in anul curent in sectiunea de functionare a bugetului local	85.01.01	0	0.00	-22,670.00	-22,670.00	-115,025.00	-115,025.00	-115,025.00	0.00	0.00
Plati efectuate in anii precedenti si recuperate in anul curent in sectiunea de dezvoltare a bugetului local	85.01.02	0	0.00	-37,000.00	-37,000.00	-37,000.00	-37,000.00	-37,000.00	0.00	0.00

SECTIUNEA DE FUNCTIONARE

10

Denumirea indicatorului	Cod Rand	Credite de angajament aprobate la finele perioadei de raportare	Credite de angajament trimestriale cumulate	Credite bugetare aprobate la finele perioadei de raportare	Credite bugetare trimestriale cumulate	Angajamente bugetare	Angajamente legale	Plati efectuate	Angajamente legale de platit	Cheltuieli efective
A	B	1	2	3	4	5	6	7	8	9

TOTAL CHELTUIELI (01+60+61+70+79+82+85)Sectiune de functionare	00	0	0	114,393,710	67,385,320	59,339,667	59,031,250	52,554,419	6,476,831	54,231,398
01. CHELTUIELI CURENTE (01=10+20+30+40+50+51+55+56+57+59 +65)	01	0	0	114,416,380	67,407,990	59,454,692	59,146,275	52,669,444	6,476,831	54,231,398
TITLUL I CHELTUIELI DE PERSONAL	10	0	0	75,107,270	42,851,600	40,953,438	40,953,438	38,217,106	2,736,332	38,547,654
Cheltuieli salariale in bani	10.01	0	0	70,879,120	39,934,450	38,160,856	38,160,856	35,945,665	2,215,191	36,220,435
Salarii de baza	10.01.01	0	0	50,966,170	28,435,500	27,378,915	27,378,915	26,513,556	865,359	26,948,545
Sporuri pentru conditii de munca	10.01.05	0	0	11,472,000	6,092,000	5,798,069	5,798,069	5,294,784	503,285	5,299,375
Alte sporuri	10.01.06	0	0	2,060,200	1,085,200	1,077,906	1,077,906	866,956	210,950	869,218
Fond pentru posturi ocupate prin cumul	10.01.10	0	0	12,000	15,000	8,972	8,972	8,972	0	11,215
Fond aferent platii cu ora	10.01.11	0	0	1,120,000	565,000	565,000	565,000	485,638	79,362	484,815
Indemnizatii platite unor persoane din afara unitatii	10.01.12	0	0	830,000	821,000	820,466	820,466	815,432	5,034	815,256
Drepturi de delegare	10.01.13	0	0	85,000	89,000	56,473	56,473	47,601	8,872	47,601
Indemnizatie de hrana	10.01.17	0	0	2,643,000	1,543,000	1,399,290	1,399,290	1,311,417	87,873	1,319,449
Stimulentul de risc	10.01.29	0	0	55,000	55,000	55,000	55,000	0	55,000	0
Alte drepturi salariale in bani	10.01.30	0	0	1,635,750	1,233,750	1,000,765	1,000,765	601,309	399,456	424,961
Cheltuieli salariale in natura	10.02	0	0	2,541,150	1,935,150	1,883,011	1,883,011	1,434,374	448,637	1,476,968
Norme de hrana	10.02.02	0	0	1,250,000	644,000	644,000	644,000	571,875	72,125	614,589
Tichete de vacanta	10.02.06	0	0	1,291,150	1,291,150	1,239,011	1,239,011	862,499	376,512	862,379
Contributii	10.03	0	0	1,687,000	982,000	909,571	909,571	837,067	72,504	850,251
Contributii de asigurari sociale de stat	10.03.01	0	0	67,000	61,000	55,875	55,875	55,875	0	57,541
Contributia asiguratorie pentru munca	10.03.07	0	0	1,620,000	921,000	853,696	853,696	781,192	72,504	792,710
TITLUL II BUNURI SI SERVICII	20	0	0	38,854,110	24,292,190	18,300,521	17,992,104	14,254,437	3,737,667	15,484,417
Bunuri si servicii	20.01	0	0	16,516,309	10,611,220	8,308,337	8,301,793	7,111,419	1,190,374	7,854,938
Furnituri de birou	20.01.01	0	0	282,330	160,500	88,029	88,029	73,058	14,971	88,999
Materiale pentru curatenie	20.01.02	0	0	491,500	283,000	143,679	143,679	122,433	21,246	167,062
Incalzit, Iluminat si forta motrica	20.01.03	0	0	5,994,980	3,755,850	3,061,213	3,061,213	2,885,131	176,082	3,253,004
Apa, canal si salubritate	20.01.04	0	0	871,000	538,000	404,121	404,121	344,499	59,622	392,729
Carburanti si lubrifianti	20.01.05	0	0	620,920	420,000	201,277	201,277	185,154	16,123	184,071

Piese de schimb	20.01.06	0	0	354,620	254,120	104,291	104,291	103,266	1,025	149,159
Transport	20.01.07	0	0	27,000	17,000	4,025	4,025	2,516	1,509	2,516
Posta, telecomunicatii, radio, tv, internet	20.01.08	0	0	241,500	161,500	115,042	115,042	108,434	6,608	108,990
Materiale si prestari de servicii cu caracter functional	20.01.09	0	0	3,511,620	2,113,430	1,886,239	1,886,239	1,336,773	549,466	1,566,584
Alte bunuri si servicii pentru intretinere si functionare	20.01.30	0	0	4,120,839	2,907,820	2,300,421	2,293,877	1,950,155	343,722	1,941,824
Reparatii curente	20.02	0	0	1,624,621	1,027,600	340,408	340,368	231,223	109,145	222,832
Hrana	20.03	0	0	9,982,460	5,839,700	5,242,221	4,941,492	3,750,874	1,190,618	3,826,188
Hrana pentru oameni	20.03.01	0	0	9,982,460	5,839,700	5,242,221	4,941,492	3,750,874	1,190,618	3,826,188
Medicamente si materiale sanitare	20.04	0	0	4,017,530	2,126,230	1,872,303	1,872,303	1,037,794	834,509	2,338,683
Medicamente	20.04.01	0	0	2,332,530	1,232,230	1,179,571	1,179,571	647,036	532,535	1,601,707
Materiale sanitare	20.04.02	0	0	553,000	309,000	250,038	250,038	201,576	48,462	277,175
Reactivi	20.04.03	0	0	944,000	480,000	415,282	415,282	169,834	245,448	403,451
Dezinfectanti	20.04.04	0	0	188,000	105,000	27,412	27,412	19,348	8,064	56,350
Bunuri de natura obiectelor de inventar	20.05	0	0	2,565,310	1,940,260	780,521	779,417	660,620	118,797	153,908
Uniforme si echipament	20.05.01	0	0	523,200	510,200	84,819	84,819	82,643	2,176	7,702
Lenjerie si accesorii de pat	20.05.03	0	0	257,030	199,630	23,627	23,627	14,999	8,628	0
Alte obiecte de inventar	20.05.30	0	0	1,785,080	1,230,430	672,075	670,971	562,978	107,993	146,206
Deplasari, detasari, transferari	20.06	0	0	388,400	325,400	190,291	190,291	175,492	14,799	181,233
Deplasari interne, detasari, transferari	20.06.01	0	0	318,000	255,000	150,181	150,181	135,382	14,799	141,459
Deplasari in strainatate	20.06.02	0	0	70,400	70,400	40,110	40,110	40,110	0	39,774
Materiale de laborator	20.09	0	0	35,000	20,500	9,266	9,266	3,505	5,761	6,292
Carti, publicatii si materiale documentare	20.11	0	0	43,400	31,500	18,944	18,944	4,444	14,500	5,387
Pregatire profesionala	20.13	0	0	157,400	119,400	19,140	19,140	13,380	5,760	15,340
Protectia muncii	20.14	0	0	221,300	113,500	36,142	36,142	26,857	9,285	43,993
Cheltuieli judiciare si extrajudiciare derivate din actiuni in reprezentarea intereselor statului, potrivit dispozitiilor legale	20.25	0	0	24,000	15,000	200	200	200	0	200
Alte cheltuieli	20.30	0	0	3,278,380	2,121,880	1,482,748	1,482,748	1,238,629	244,119	835,423
Reclama si publicitate	20.30.01	0	0	207,000	121,000	74,767	74,767	59,768	14,999	56,330

Protocol si reprezentare	20.30.02	0	0	13,000	8,500	3,257	3,257	3,257	0	8,895
Prime de asigurare non-viata	20.30.03	0	0	62,000	62,000	37,097	37,097	34,194	2,903	17,381
Chirii	20.30.04	0	0	221,500	217,500	181,657	181,657	181,657	0	174,432
Alte cheltuieli cu bunuri si servicii	20.30.30	0	0	2,774,880	1,712,880	1,185,970	1,185,970	959,753	226,217	578,385
TITLUL XI ALTE CHELTUIELI	59	0	0	455,000	264,200	200,733	200,733	197,901	2,832	199,327
Sume aferente persoanelor cu handicap neincadrate	59.40	0	0	455,000	264,200	200,733	200,733	197,901	2,832	199,327
TITLUL XXI PLATI EFECTUATE IN ANII PRECEDENTI SI RECUPERATE IN ANUL CURENT (cod 85.01)	85	0	0	-22,670	-22,670	-115,025	-115,025	-115,025	0	0
Plati efectuate in anii precedenti si recuperate in anul curent	85.01	0	0	-22,670	-22,670	-115,025	-115,025	-115,025	0	0
Plati efectuate in anii precedenti si recuperate in anul curent in sectiunea de functionare a bugetului local	85.01.01	0	0	-22,670	-22,670	-115,025	-115,025	-115,025	0	0

SECTIUNEA DE DEZVOLTARE

10

Denumirea indicatorului	Cod Rand	Credite de angajament aprobate la finele perioadelor de raportare	Credite de angajament trimestriale cumulate	Credite bugetare aprobate la finele perioadelor de raportare	Credite bugetare trimestriale cumulate	Angajamente bugetare	Angajamente legale	Plati efectuate	Angajamente legale de platit	Cheltuieli efective
A	B	1	2	3	4	5	6	7	8	9
TOTAL CHELTUIELI (01+60+61+70+79+82+85)Sectiune de dezvoltare	00	8,777,700	3,377,700	17,519,390	9,854,580	1,915,807	1,915,807	1,466,592	449,215	2,438,333
01. CHELTUIELI CURENTE (01=10+20+30+40+50+51+55+56+57+59+65)	01	0	0	6,559,010	4,355,200	507,655	507,655	369,988	137,667	305,587
TITLUL X Proiecte cu finantare din fonduri externe nerambursabile aferente cadrului financiar 2014-2020 (cod 58.01 la 58.17+58.19 la 58.39)	58	0	0	6,559,010	4,355,200	507,655	507,655	369,988	137,667	305,587
Programe din Fondul European de Dezvoltare Regionala (FEDR)	58.01	0	0	6,559,010	4,355,200	507,655	507,655	369,988	137,667	305,587
Finantare externa nerambursabila	58.01.02	0	0	6,559,010	4,355,200	507,655	507,655	369,988	137,667	305,587
Titlul XII Proiecte cu finantare din sumele reprezentand asistenta financiara nerambursabila aferenta PNRR (cod 60.01 la 60.11)	60	0	0	1,437,880	1,437,880	0	0	0	0	0
Fonduri europene nerambursabile	60.01	0	0	1,437,880	1,437,880	0	0	0	0	0

70. CHELTUIELI DE CAPITAL (70=71+72+75)	70	8,777,700	3,377,700	9,559,500	4,098,500	1,445,152	1,445,152	1,133,604	311,548	2,132,746
TITLUL XV ACTIVE NEFINANCIARE (cod 71.01 la 71.03)	71	8,777,700	3,377,700	9,559,500	4,098,500	1,445,152	1,445,152	1,133,604	311,548	2,132,746
Active fixe	71.01	8,777,700	3,377,700	9,559,500	4,098,500	1,445,152	1,445,152	1,133,604	311,548	2,132,746
Constructii	71.01.01	588,470	588,470	869,470	868,470	457,613	457,613	264,759	192,854	618,517
Masini, echipamente si mijloace de transport	71.01.02	7,833,580	2,433,580	8,160,580	2,700,580	687,884	687,884	628,655	59,229	1,060,427
Mobilier, aparatura birotica si alte active corporale	71.01.03	292,650	292,650	392,650	392,650	240,156	240,156	239,557	599	407,747
Alte active fixe	71.01.30	63,000	63,000	136,800	136,800	59,499	59,499	633	58,866	46,055
TITLUL XXI PLATI EFECTUATE IN ANII PRECEDENTI SI RECUPERATE IN ANUL CURENT (cod 85.01)	85	0	0	-37,000	-37,000	-37,000	-37,000	-37,000	0	0
Plati efectuate in anii precedenti si recuperate in anul curent	85.01	0	0	-37,000	-37,000	-37,000	-37,000	-37,000	0	0
Plati efectuate in anii precedenti si recuperate in anul curent in sectiunea de dezvoltare a bugetului local	85.01.02	0	0	-37,000	-37,000	-37,000	-37,000	-37,000	0	0

Primar

Cosmin Ionut Andrei



Director economic

Mirela Gheorghita

Centralizat UAT Botosani

Contul de executie a bugetului local - venituri

30 Iunie 2023

Cod Anexa: Anexa 12

Denumirea indicatorului	Cod Rand	Prevederi bugetare anuale aprobate la finele perioadei de raportare	Prevederi bugetare trimestriale cumulate	Drepturi constatate Total, din care:	Drepturi constatate din anii precedenti	Drepturi constatate din anul curent	Incasari realizate	Stingeri pe alte cai decat incasari	Drepturi constatate de incasat
A	B	1	2	3	4	5	6	7	8
TOTAL VENITURI (cod 00.02 + 00.15 + 00.16 + 00.17 + 45.02 + 46.02 + 48.02)	00.01	340,323,050	206,088,140.00	288,027,890.00	86,967,225.00	201,060,665.00	186,375,415.00	404.00	101,652,071.00
I. VENITURI CURENTE	00.02	244,071,190	147,945,920.00	250,894,237.00	86,909,777.00	163,984,460.00	149,296,570.00	404.00	101,597,263.00
VENITURI PROPRII (00.02-11.02-37.02+00.15)	4990	186,526,030	115,169,340.00	219,131,894.00	86,967,225.00	132,164,669.00	117,479,419.00	404.00	101,652,071.00
A. VENITURI FISCALE	00.03	217,285,850	133,763,920.00	174,870,865.00	39,315,939.00	135,554,926.00	129,232,955.00	404.00	45,637,506.00
A1. IMPOZIT PE VENIT, PROFIT SI CASTIGURI DIN CAPITAL	00.04	118,651,000	68,902,070.00	63,118,342.00	0.00	63,118,342.00	63,117,931.00	404.00	7.00
A11. IMPOZIT PE VENIT, PROFIT SI CASTIGURI DIN CAPITAL DE LA PERSOANE JURIDICE	00.05	0	0.00	411.00	0.00	411.00	0.00	404.00	7.00
Impozit pe profit	01.02	0	0.00	411.00	0.00	411.00	0.00	404.00	7.00
Impozit pe profit de la agentii economici *)	01.02.01	0	0.00	411.00	0.00	411.00	0.00	404.00	7.00
A12. IMPOZIT PE VENIT, PROFIT, SI CASTIGURI DIN CAPITAL DE LA PERSOANE FIZICE	00.06	118,651,000	68,902,070.00	63,117,931.00	0.00	63,117,931.00	63,117,931.00	0.00	0.00
Impozit pe venit	03.02	350,000	195,000.00	491,555.00	0.00	491,555.00	491,555.00	0.00	0.00
Impozitul pe veniturile din transferul proprietatilor imobiliare din patrimoniul personal	03.02.18	350,000	195,000.00	491,555.00	0.00	491,555.00	491,555.00	0.00	0.00
Cote si sume defalcate din impozitul pe venit (se scad)	04.02	118,301,000	68,707,070.00	62,626,376.00	0.00	62,626,376.00	62,626,376.00	0.00	0.00

Cote defalcate din impozitul pe venit(se scad)	04.02.01	114,301,000	66,707,070.00	60,411,189.00	0.00	60,411,189.00	60,411,189.00	0.00	0.00
Sume repartizate din Fondul la dispozitia Consiliului Judetean	04.02.05	4,000,000	2,000,000.00	2,215,187.00	0.00	2,215,187.00	2,215,187.00	0.00	0.00
A3. IMPOZITE SI TAXE PE PROPRIETATE	00.09	23,185,000	18,929,000.00	43,104,104.00	20,393,749.00	22,710,355.00	19,511,691.00	0.00	23,592,413.00
Impozite si taxe pe proprietate	07.02	23,185,000	18,929,000.00	43,104,104.00	20,393,749.00	22,710,355.00	19,511,691.00	0.00	23,592,413.00
Impozit si taxa pe cladiri	07.02.01	18,600,000	15,753,000.00	36,391,980.00	17,453,117.00	18,938,863.00	16,214,549.00	0.00	20,177,431.00
Impozit pe cladiri de la persoane fizice *)	07.02.01.01	8,400,000	6,472,000.00	13,878,282.00	5,400,086.00	8,478,196.00	6,857,680.00	0.00	7,020,602.00
Impozit si taxa pe cladiri de la persoane juridice *)	07.02.01.02	10,200,000	9,281,000.00	22,513,698.00	12,053,031.00	10,460,667.00	9,356,869.00	0.00	13,156,829.00
Impozit si taxa pe teren	07.02.02	2,585,000	2,226,000.00	5,161,587.00	2,426,910.00	2,734,677.00	2,318,586.00	0.00	2,843,001.00
Impozit pe terenuri de la persoane fizice *)	07.02.02.01	1,300,000	1,040,000.00	2,766,773.00	1,397,135.00	1,369,638.00	1,106,000.00	0.00	1,660,773.00
Impozit si taxa pe teren de la persoane juridice *)	07.02.02.02	1,120,000	1,043,000.00	2,025,235.00	841,385.00	1,183,850.00	1,063,260.00	0.00	961,975.00
Impozit pe terenul din extravilan *)	07.02.02.03	165,000	143,000.00	369,579.00	188,390.00	181,189.00	149,326.00	0.00	220,253.00
Taxe judiciare de timbru si alte taxe de timbru	07.02.03	2,000,000	950,000.00	1,550,537.00	513,722.00	1,036,815.00	978,556.00	0.00	571,981.00
A4. IMPOZITE SI TAXE PE BUNURI SI SERVICII	00.10	75,449,850	45,932,850.00	68,646,172.00	18,919,943.00	49,726,229.00	46,603,324.00	0.00	22,042,848.00
Sume defalcate din TVA (se scad)	11.02	60,635,850	35,321,850.00	34,919,000.00	0.00	34,919,000.00	34,919,000.00	0.00	0.00
Sume defalcate din taxa pe valoarea adaugata pentru finantarea cheltuielilor descentralizate la nivelul comunelor, oraselor, municipiilor, sectoarelor si Municipiului Bucuresti (se scad)	11.02.02	55,001,000	31,914,000.00	31,914,000.00	0.00	31,914,000.00	31,914,000.00	0.00	0.00
Sume defalcate din taxa pe valoarea adaugata pentru drumuri (se scad)	11.02.05	500,000	200,000.00	200,000.00	0.00	200,000.00	200,000.00	0.00	0.00
Sume defalcate din taxa pe valoarea adaugata pentru echilibrarea bugetelor locale (se scad)	11.02.06	944,850	944,850.00	542,000.00	0.00	542,000.00	542,000.00	0.00	0.00
Sume defalcate din taxa pe valoarea adaugata pentru finantarea invatamantului particular sau confesional acreditat	11.02.09	4,190,000	2,263,000.00	2,263,000.00	0.00	2,263,000.00	2,263,000.00	0.00	0.00
Taxe pe servicii specifice	15.02	64,000	24,000.00	44,772.00	0.00	44,772.00	44,772.00	0.00	0.00
Impozit pe spectacole	15.02.01	64,000	24,000.00	44,772.00	0.00	44,772.00	44,772.00	0.00	0.00

Taxe pe utilizarea bunurilor, autorizarea utilizării bunurilor sau pe desfasurarea de activitati	16.02	14,750,000	10,587,000.00	33,682,400.00	18,919,943.00	14,762,457.00	11,639,552.00	0.00	22,042,848.00
Impozit pe mijloacele de transport	16.02.02	9,500,000	6,892,000.00	29,064,466.00	18,510,163.00	10,554,303.00	7,521,862.00	0.00	21,542,604.00
Impozit pe mijloacele de transport detinute de persoane fizice *)	16.02.02.01	7,100,000	5,150,000.00	23,460,894.00	15,305,901.00	8,154,993.00	5,462,573.00	0.00	17,998,321.00
Impozit pe mijloacele de transport detinute de persoane juridice *)	16.02.02.02	2,400,000	1,742,000.00	5,603,572.00	3,204,262.00	2,399,310.00	2,059,289.00	0.00	3,544,283.00
Taxe si tarife pentru eliberarea de licente si autorizatii de functionare	16.02.03	1,550,000	705,000.00	859,025.00	231,521.00	627,504.00	805,840.00	0.00	53,185.00
Alte taxe pe utilizarea bunurilor, autorizarea utilizarii bunurilor sau pe desfasurare de activitati	16.02.50	3,700,000	2,990,000.00	3,758,909.00	178,259.00	3,580,650.00	3,311,850.00	0.00	447,059.00
A6. ALTE IMPOZITE SI TAXE FISCALE	00.11	0	0.00	2,247.00	2,247.00	0.00	9.00	0.00	2,238.00
Alte impozite si taxe fiscale	18.02	0	0.00	2,247.00	2,247.00	0.00	9.00	0.00	2,238.00
Alte impozite si taxe	18.02.50	0	0.00	2,247.00	2,247.00	0.00	9.00	0.00	2,238.00
C. VENITURI NEFISCALE	00.12	26,785,340	14,182,000.00	76,023,372.00	47,593,838.00	28,429,534.00	20,063,615.00	0.00	55,959,757.00
C1. VENITURI DIN PROPRIETATE	00.13	6,530,000	3,918,000.00	12,523,103.00	5,443,696.00	7,079,407.00	4,378,925.00	0.00	8,144,178.00
Venituri din proprietate	30.02	6,530,000	3,918,000.00	12,523,103.00	5,443,696.00	7,079,407.00	4,378,925.00	0.00	8,144,178.00
Venituri din concesiuni si inchirieri *)	30.02.05	6,380,000	3,828,000.00	12,407,405.00	5,443,696.00	6,963,709.00	4,263,227.00	0.00	8,144,178.00
Alte venituri din concesiuni si inchirieri de catre institutiile publice	30.02.05.30	6,380,000	3,828,000.00	12,407,405.00	5,443,696.00	6,963,709.00	4,263,227.00	0.00	8,144,178.00
Venituri din dividende *)	30.02.08	150,000	90,000.00	115,698.00	0.00	115,698.00	115,698.00	0.00	0.00
Venituri din dividende de la alti platitori	30.02.08.02	150,000	90,000.00	0.00	0.00	0.00	0.00	0.00	0.00
Dividende de la societatile si companiile nationale si societatile cu capital majoritar de stat	30.02.08.03	0	0.00	115,698.00	0.00	115,698.00	115,698.00	0.00	0.00
C2. VANZARI DE BUNURI SI SERVICII	00.14	20,255,340	10,264,000.00	63,500,269.00	42,150,142.00	21,350,127.00	15,684,690.00	0.00	47,815,579.00
Venituri din prestari de servicii si alte activitati	33.02	337,000	179,000.00	283,694.00	91,595.00	192,099.00	191,683.00	0.00	92,011.00
Venituri din prestari de servicii	33.02.08	153,000	76,000.00	164,047.00	91,595.00	72,452.00	72,452.00	0.00	91,595.00
Contributia parintilor sau sustinatorilor legali pentru intretinerea copiilor in crese	33.02.10	157,000	92,000.00	103,096.00	0.00	103,096.00	103,096.00	0.00	0.00
Contributia persoanelor beneficiare ale cantinelor de ajutor social	33.02.12	27,000	11,000.00	16,135.00	0.00	16,135.00	16,135.00	0.00	0.00

Venituri din recuperarea cheltuielilor de judecata, imputatii si despagubiri	33.02.28	0	0.00	416.00	0.00	416.00	0.00	0.00	416.00
Venituri din taxe administrative, eliberari permise	34.02	0	0.00	497.00	0.00	497.00	497.00	0.00	0.00
Taxe extrajudiciare de timbru	34.02.02	0	0.00	408.00	0.00	408.00	408.00	0.00	0.00
Alte venituri din taxe administrative, eliberari permise	34.02.50	0	0.00	89.00	0.00	89.00	89.00	0.00	0.00
Amenzi, penalitati si confiscari	35.02	4,062,000	1,992,000.00	31,638,368.00	28,655,047.00	2,983,321.00	2,518,933.00	0.00	29,119,435.00
Venituri din amenzi si alte sanctiuni aplicate potrivit dispozitiilor legale	35.02.01	4,062,000	1,992,000.00	31,633,017.00	28,649,807.00	2,983,210.00	2,518,933.00	0.00	29,114,084.00
Venituri din amenzi si alte sanctiuni aplicate de catre alte institutii de specialitate	35.02.01.02	4,062,000	1,992,000.00	31,633,017.00	28,649,807.00	2,983,210.00	2,518,933.00	0.00	29,114,084.00
Penalitati pentru nedepunerea sau depunerea cu intirziere declaratiei de impozite si taxe	35.02.02	0	0.00	5,351.00	5,240.00	111.00	0.00	0.00	5,351.00
Diverse venituri	36.02	15,834,340	8,071,000.00	31,552,710.00	13,403,500.00	18,149,210.00	12,948,577.00	0.00	18,604,133.00
Venituri din aplicarea prescriptiei extinctive	36.02.01	6,000	2,000.00	32,512.00	0.00	32,512.00	32,512.00	0.00	0.00
Venituri din aplicarea prescriptiei extinctive	36.02.01.01	6,000	2,000.00	32,512.00	0.00	32,512.00	32,512.00	0.00	0.00
Taxe speciale	36.02.06	15,698,340	8,007,000.00	30,910,155.00	12,890,502.00	18,019,653.00	12,834,832.00	0.00	18,075,323.00
Venituri din recuperarea cheltuielilor efectuate in cursul procesului de executare silita	36.02.14	107,000	54,000.00	579,107.00	498,514.00	80,593.00	63,013.00	0.00	516,094.00
Taxa de reabilitare termica	36.02.23	0	0.00	14,995.00	14,484.00	511.00	2,279.00	0.00	12,716.00
Alte venituri	36.02.50	23,000	8,000.00	15,941.00	0.00	15,941.00	15,941.00	0.00	0.00
Transferuri voluntare, altele decat subventile	37.02	22,000	22,000.00	25,000.00	0.00	25,000.00	25,000.00	0.00	0.00
Donatii si sponsorizari	37.02.01	22,000	22,000.00	25,000.00	0.00	25,000.00	25,000.00	0.00	0.00
Varsaminte din sectiunea de functionare pentru finantarea sectiunii de dezvoltare a bugetului local	37.02.03	-11,872,500	-6,100,000.00	0.00	0.00	0.00	0.00	0.00	0.00
Varsaminte din sectiunea de functionare	37.02.04	11,872,500	6,100,000.00	0.00	0.00	0.00	0.00	0.00	0.00
II. VENITURI DIN CAPITAL	00.15	3,112,690	2,567,270.00	3,181,657.00	57,448.00	3,124,209.00	3,126,849.00	0.00	54,808.00
Venituri din valorificarea unor bunuri	39.02	3,112,690	2,567,270.00	3,181,657.00	57,448.00	3,124,209.00	3,126,849.00	0.00	54,808.00

Venituri din valorificarea unor bunuri ale institutiilor publice	39.02.01	101,130	101,130.00	102,289.00	0.00	102,289.00	102,289.00	0.00	0.00
Venituri din vanzarea unor bunuri aparinand domeniului privat al statului sau al unitatilor administrativ-teritoriale	39.02.07	10,870	10,870.00	23,233.00	0.00	23,233.00	23,233.00	0.00	0.00
Depozite speciale pentru constructii de locuinte	39.02.10	3,000,690	2,455,270.00	3,056,135.00	57,448.00	2,998,687.00	3,001,327.00	0.00	54,808.00
III. OPERATIUNI FINANCIARE	00.16	0	0.00	17,500,000.00	0.00	17,500,000.00	17,500,000.00	0.00	0.00
Incasari din rambursarea imprumuturilor acordate	40.02	0	0.00	17,500,000.00	0.00	17,500,000.00	17,500,000.00	0.00	0.00
Sume din excedentul bugetului local utilizate pentru finantarea cheltuielilor - sectiunii de dezvoltare *)	40.02.14	0	0.00	17,500,000.00	0.00	17,500,000.00	17,500,000.00	0.00	0.00
IV. SUBVENTII	00.17	54,922,280	25,583,560.00	7,206,652.00	0.00	7,206,652.00	7,206,652.00	0.00	0.00
Subventii de la bugetul de stat (cod 42.02.01+42.02.05+42.02.10 la 42.02.18+42.02.20 la 42.02.29+42.02.34+42.02.35+ 42.02.40 la 42.02.45+ 42.02.51 la 42.02.55+ 42.02.62 la 42.02.67+42.02.69+ 42.02.73+ 42.02.77+42.02.79+42.02.80 la 42.02.84 la 42.02.91)	42.02	54,922,280	25,583,560.00	6,655,674.00	0.00	6,655,674.00	6,655,674.00	0.00	0.00
Subventii de la bugetul de stat catre bugetele locale pentru finantarea investitiilor in sanatate	42.02.16	5,400,000	0.00	0.00	0.00	0.00	0.00	0.00	0.00
Subventii de la bugetul de stat catre bugetele locale pentru finantarea aparaturii medicale si echipamentelor de comunicatii in urgenta in sanatate	42.02.16.01	5,400,000	0.00	0.00	0.00	0.00	0.00	0.00	0.00
Subventii pentru acordarea ajutorului pentru incalzirea locuintei cu lemne, carbuni, combustibili petrolieri	42.02.34	500,000	140,000.00	47,584.00	0.00	47,584.00	47,584.00	0.00	0.00
Subventii din bugetul de stat pentru finantarea sanatatii	42.02.41	473,000	280,000.00	306,128.00	0.00	306,128.00	306,128.00	0.00	0.00
Finantarea Programului National de Dezvoltare Locala	42.02.65	640,440	640,440.00	640,437.00	0.00	640,437.00	640,437.00	0.00	0.00
Subventii din bugetul de stat alocate conform contractelor incheiate cu directiile de sanatate publica	42.02.66	5,602,700	2,801,340.00	2,614,949.00	0.00	2,614,949.00	2,614,949.00	0.00	0.00
Subventii de la bugetul de stat catre bugetele locale necesare derularii sustenii proiectelor finantate din fondurile europene nerambursabile (FEN)postaderare aferente perioadei de programare 2014-2020	42.02.69	5,036,150	2,872,790.00	1,432,448.00	0.00	1,432,448.00	1,432,448.00	0.00	0.00

Subventii pentru finantarea liceelor tehnologice cu profil agricol	42.02.79	198,000	198,000.00	0.00	0.00	0.00	0.00	0.00	0.00
Subvenții pentru finanțarea liceelor tehnologice cu profil preponderent agricol, pentru secțiunea de dezvoltare	42.02.79.02	198,000	198,000.00	0.00	0.00	0.00	0.00	0.00	0.00
Alocari de sume din PNRR aferente asistentei financiare nerambursabile (cod 42.02.88.01 la 42.02.88.03)	42.02.88	9,500,000	4,500,000.00	0.00	0.00	0.00	0.00	0.00	0.00
Fonduri europene nerambursabile	42.02.88.01	7,650,000	3,625,000.00	0.00	0.00	0.00	0.00	0.00	0.00
Sume aferente TVA	42.02.88.03	1,850,000	875,000.00	0.00	0.00	0.00	0.00	0.00	0.00
Alocari de sume din PNRR aferente componentei imprumuturi (cod 42.02.89.01 la 42.02.89.03)	42.02.89	27,571,990	14,150,990.00	1,614,128.00	0.00	1,614,128.00	1,614,128.00	0.00	0.00
Fonduri din imprumut rambursabil	42.02.89.01	23,129,990	11,879,990.00	1,393,531.00	0.00	1,393,531.00	1,393,531.00	0.00	0.00
Sume aferente TVA	42.02.89.03	4,442,000	2,271,000.00	220,597.00	0.00	220,597.00	220,597.00	0.00	0.00
Subventii de la alte administratii	43.02	0	0.00	550,978.00	0.00	550,978.00	550,978.00	0.00	0.00
Sume alocate din sumele obtinute in urma scoaterii la licitatie a certificatelor de emisii de gaze cu efect de sera pentru finantarea proiectelor de investitii	43.02.44	0	0.00	550,978.00	0.00	550,978.00	550,978.00	0.00	0.00
Sume primite de la UE/alti donatori in contul platilor efectuate si prefinantari aferente cadrului financiar 2014-2020 (cod 48.02.01 la cod 48.02.05+48.02.11+48.02.12+48.02.15+48.02.19)	48.02	38,216,890	29,991,390.00	9,245,344.00	0.00	9,245,344.00	9,245,344.00	0.00	0.00
Fondul European de Dezvoltare Regională (FEDR)Fondul European de Dezvoltare Regională (FEDR) (cod 48.02.01.01+48.02.01.02+48.02.01.03)	48.02.01	33,208,780	25,139,390.00	8,959,579.00	0.00	8,959,579.00	8,959,579.00	0.00	0.00
Sume primite in contul plăților efectuate in anul curent	48.02.01.01	31,841,490	24,751,780.00	6,525,656.00	0.00	6,525,656.00	6,525,656.00	0.00	0.00
Sume primite in contul plăților efectuate in anii anteriori	48.02.01.02	1,367,290	387,610.00	2,368,923.00	0.00	2,368,923.00	2,368,923.00	0.00	0.00
Prefinantare	48.02.01.03	0	0.00	65,000.00	0.00	65,000.00	65,000.00	0.00	0.00
Fondul Social European (FSE) (cod 48.02.02.01+48.02.02.02+48.02.02.03)	48.02.02	5,008,110	4,852,000.00	285,765.00	0.00	285,765.00	285,765.00	0.00	0.00
Sume primite in contul plăților efectuate in anul curent	48.02.02.01	5,008,110	4,852,000.00	0.00	0.00	0.00	0.00	0.00	0.00
Sume primite in contul plăților efectuate in anii anteriori	48.02.02.02	0	0.00	51,765.00	0.00	51,765.00	51,765.00	0.00	0.00

Prefinanțare	48.02.02.03	0	0.00	234,000.00	0.00	234,000.00	234,000.00	0.00	0.00
--------------	-------------	---	------	------------	------	------------	------------	------	------

SECTIUNEA DE FUNCTIONARE

Denumirea indicatorului	Cod Rand	Prevederi bugetare anuale aprobate la finele perioadei de raportare	Prevederi bugetare trimestriale cumulate	Drepturi constatate Total, din care:	Drepturi constatate din anii precedenti	Drepturi constatate din anul curent	Incasari realizate	Stingeri pe alte cai decat incasari	Drepturi constatate de incasat
A	B	1	2	3	4	5	6	7	8
TOTAL VENITURI (cod 00.02 + 00.15 + 00.16 + 00.17 + 45.02 + 46.02 + 48.02)Sectiune de functionare	00.01	238,774,390	145,067,260	253,847,903	86,895,293	166,952,610	152,262,952	404	101,584,547
I. VENITURI CURENTE	00.02	232,198,690	141,845,920	250,879,242	86,895,293	163,983,949	149,294,291	404	101,584,547
VENITURI PROPRII (00.02-11.02-37.02+00.15)Sectiune de functionare	4990	183,413,340	112,602,070	215,935,242	86,895,293	129,039,949	114,350,291	404	101,584,547
A. VENITURI FISCALE	00.03	217,285,850	133,763,920	174,870,865	39,315,939	135,554,926	129,232,955	404	45,637,506
A1. IMPOZIT PE VENIT, PROFIT SI CASTIGURI DIN CAPITAL	00.04	118,651,000	68,902,070	63,118,342	0	63,118,342	63,117,931	404	7
A11. IMPOZIT PE VENIT, PROFIT SI CASTIGURI DIN CAPITAL DE LA PERSOANE JURIDICE	00.05	0	0	411	0	411	0	404	7
Impozit pe profit	01.02	0	0	411	0	411	0	404	7
Impozit pe profit de la agentii economici *)	01.02.01	0	0	411	0	411	0	404	7
A12. IMPOZIT PE VENIT, PROFIT, SI CASTIGURI DIN CAPITAL DE LA PERSOANE FIZICE	00.06	118,651,000	68,902,070	63,117,931	0	63,117,931	63,117,931	0	0
Impozit pe venit	03.02	350,000	195,000	491,555	0	491,555	491,555	0	0
Impozitul pe veniturile din transferul proprietatilor imobiliare din patrimoniul personal	03.02.18	350,000	195,000	491,555	0	491,555	491,555	0	0
Cote si sume defalcate din impozitul pe venit (se scad)	04.02	118,301,000	68,707,070	62,626,376	0	62,626,376	62,626,376	0	0
Cote defalcate din impozitul pe venit(se scad)	04.02.01	114,301,000	66,707,070	60,411,189	0	60,411,189	60,411,189	0	0
Sume repartizate din Fondul la dispozitia Consiliului Judetean	04.02.05	4,000,000	2,000,000	2,215,187	0	2,215,187	2,215,187	0	0
A3. IMPOZITE SI TAXE PE PROPRIETATE	00.09	23,185,000	18,929,000	43,104,104	20,393,749	22,710,355	19,511,691	0	23,592,413

Impozite si taxe pe proprietate	07.02	23,185,000	18,929,000	43,104,104	20,393,749	22,710,355	19,511,691	0	23,592,413
Impozit si taxa pe cladiri	07.02.01	18,600,000	15,753,000	36,391,980	17,453,117	18,938,863	16,214,549	0	20,177,431
Impozit pe cladiri de la persoane fizice *)	07.02.01.01	8,400,000	6,472,000	13,878,282	5,400,086	8,478,196	6,857,680	0	7,020,602
Impozit si taxa pe cladiri de la persoane juridice *)	07.02.01.02	10,200,000	9,281,000	22,513,698	12,053,031	10,460,667	9,356,869	0	13,156,829
Impozit si taxa pe teren	07.02.02	2,585,000	2,226,000	5,161,587	2,426,910	2,734,677	2,318,586	0	2,843,001
Impozit pe terenuri de la persoane fizice *)	07.02.02.01	1,300,000	1,040,000	2,766,773	1,397,135	1,369,638	1,106,000	0	1,660,773
Impozit si taxa pe teren de la persoane juridice *)	07.02.02.02	1,120,000	1,043,000	2,025,235	841,385	1,183,850	1,063,260	0	961,975
Impozit pe terenul din extravilan *)	07.02.02.03	165,000	-143,000	369,579	188,390	181,189	149,326	0	220,253
Taxe judiciare de timbru si alte taxe de timbru	07.02.03	2,000,000	950,000	1,550,537	513,722	1,036,815	978,556	0	571,981
A4. IMPOZITE SI TAXE PE BUNURI SI SERVICII	00.10	75,449,850	45,932,850	68,646,172	18,919,943	49,726,229	46,603,324	0	22,042,848
Sume defalcate din TVA (se scad)	11.02	60,635,850	35,321,850	34,919,000	0	34,919,000	34,919,000	0	0
Sume defalcate din taxa pe valoarea adaugata pentru finantarea cheltuielilor descentralizate la nivelul comunelor, oraselor, municipiilor, sectoarelor si Municipiului Bucuresti (se scad)	11.02.02	55,001,000	31,914,000	31,914,000	0	31,914,000	31,914,000	0	0
Sume defalcate din taxa pe valoarea adaugata pentru drumuri (se scad)	11.02.05	500,000	200,000	200,000	0	200,000	200,000	0	0
Sume defalcate din taxa pe valoarea adaugata pentru echilibrarea bugetelor locale (se scad)	11.02.06	944,850	944,850	542,000	0	542,000	542,000	0	0
Sume defalcate din taxa pe valoarea adaugata pentru finantarea invatamantului particular sau confesional acreditat	11.02.09	4,190,000	2,263,000	2,263,000	0	2,263,000	2,263,000	0	0
Taxe pe servicii specifice	15.02	64,000	24,000	44,772	0	44,772	44,772	0	0
Impozit pe spectacole	15.02.01	64,000	24,000	44,772	0	44,772	44,772	0	0
Taxe pe utilizarea bunurilor, autorizarea utilizarii bunurilor sau pe desfasurarea de activitati	16.02	14,750,000	10,587,000	33,682,400	18,919,943	14,762,457	11,639,552	0	22,042,848
Impozit pe mijloacele de transport	16.02.02	9,500,000	6,892,000	29,064,466	18,510,163	10,554,303	7,521,862	0	21,542,604
Impozit pe mijloacele de transport detinute de persoane fizice *)	16.02.02.01	7,100,000	5,150,000	23,460,894	15,305,901	8,154,993	5,462,573	0	17,998,321
Impozit pe mijloacele de transport detinute de persoane juridice *)	16.02.02.02	2,400,000	1,742,000	5,603,572	3,204,262	2,399,310	2,059,289	0	3,544,283

Taxe si tarife pentru eliberarea de licente si autorizatii de functionare	16.02.03	1,550,000	705,000	859,025	231,521	627,504	805,840	0	53,185
Alte taxe pe utilizarea bunurilor, autorizarea utilizarii bunurilor sau pe desfasurare de activitati	16.02.50	3,700,000	2,990,000	3,758,909	178,259	3,580,650	3,311,850	0	447,059
A6. ALTE IMPOZITE SI TAXE FISCALE	00.11	0	0	2,247	2,247	0	9	0	2,238
Alte impozite si taxe fiscale	18.02	0	0	2,247	2,247	0	9	0	2,238
Alte impozite si taxe	18.02.50	0	0	2,247	2,247	0	9	0	2,238
C. VENITURI NEFISCALE	00.12	14,912,840	8,082,000	76,008,377	47,579,354	28,429,023	20,061,336	0	55,947,041
C1. VENITURI DIN PROPRIETATE	00.13	6,530,000	3,918,000	12,523,103	5,443,696	7,079,407	4,378,925	0	8,144,178
Venituri din proprietate	30.02	6,530,000	3,918,000	12,523,103	5,443,696	7,079,407	4,378,925	0	8,144,178
Venituri din concesiuni si inchirieri *)	30.02.05	6,380,000	3,828,000	12,407,405	5,443,696	6,963,709	4,263,227	0	8,144,178
Alte venituri din concesiuni si inchirieri de catre institutiile publice	30.02.05.30	6,380,000	3,828,000	12,407,405	5,443,696	6,963,709	4,263,227	0	8,144,178
Venituri din dividende *)	30.02.08	150,000	90,000	115,698	0	115,698	115,698	0	0
Venituri din dividende de la alti platitori	30.02.08.02	150,000	90,000	0	0	0	0	0	0
Dividende de la societatile si companiile nationale si societatile cu capital majoritar de stat	30.02.08.03	0	0	115,698	0	115,698	115,698	0	0
C2. VANZARI DE BUNURI SI SERVICII	00.14	8,382,840	4,164,000	63,485,274	42,135,658	21,349,616	15,682,411	0	47,802,863
Venituri din prestari de servicii si alte activitati	33.02	337,000	179,000	283,694	91,595	192,099	191,683	0	92,011
Venituri din prestari de servicii	33.02.08	153,000	76,000	164,047	91,595	72,452	72,452	0	91,595
Contributia parintilor sau sustinatorilor legali pentru intretinerea copiilor in crese	33.02.10	157,000	92,000	103,096	0	103,096	103,096	0	0
Contributia persoanelor beneficiare ale cantinelor de ajutor social	33.02.12	27,000	11,000	16,135	0	16,135	16,135	0	0
Venituri din recuperarea cheltuielilor de judecata, imputatii si despagubiri	33.02.28	0	0	416	0	416	0	0	416
Venituri din taxe administrative, eliberari permise	34.02	0	0	497	0	497	497	0	0
Taxe extrajudiciare de timbru	34.02.02	0	0	408	0	408	408	0	0
Alte venituri din taxe administrative, eliberari permise	34.02.50	0	0	89	0	89	89	0	0
Amenzi, penalitati si confiscari	35.02	4,062,000	1,992,000	31,638,368	28,655,047	2,983,321	2,518,933	0	29,119,435
Venituri din amenzi si alte sanctiuni aplicate potrivit dispozitiilor legale	35.02.01	4,062,000	1,992,000	31,633,017	28,649,807	2,983,210	2,518,933	0	29,114,084

Venituri din amenzi si alte sanctiuni aplicate de catre alte institutii de specialitate	35.02.01.02	4,062,000	1,992,000	31,633,017	28,649,807	2,983,210	2,518,933	0	29,114,084
Penalitati pentru nedepunerea sau depunerea cu intarziere declaratiei de impozite si taxe	35.02.02	0	0	5,351	5,240	111	0	0	5,351
Diverse venituri	36.02	15,834,340	8,071,000	31,537,715	13,389,016	18,148,699	12,946,298	0	18,591,417
Venituri din aplicarea prescriptiei extinctive	36.02.01	6,000	2,000	32,512	0	32,512	32,512	0	0
Venituri din aplicarea prescriptiei extinctive	36.02.01.01	6,000	2,000	32,512	0	32,512	32,512	0	0
Taxe speciale	36.02.06	15,698,340	8,007,000	30,910,155	12,890,502	18,019,653	12,834,832	0	18,075,323
Venituri din recuperarea cheltuielilor efectuate in cursul procesului de executare silita	36.02.14	107,000	54,000	579,107	498,514	80,593	63,013	0	516,094
Alte venituri	36.02.50	23,000	8,000	15,941	0	15,941	15,941	0	0
Transferuri voluntare, altele decat subventiile	37.02	-11,850,500	-6,078,000	25,000	0	25,000	25,000	0	0
Donatii si sponsorizari	37.02.01	22,000	22,000	25,000	0	25,000	25,000	0	0
Varsaminte din sectiunea de functionare pentru finantarea sectiunii de dezvoltare a bugetului local	37.02.03	-11,872,500	-6,100,000	0	0	0	0	0	0
IV. SUBVENTII	00.17	6,575,700	3,221,340	2,968,661	0	2,968,661	2,968,661	0	0
Subventii de la bugetul de stat (cod 42.02.01+42.02.05+42.02.10 la 42.02.18+42.02.20 la 42.02.29+42.02.34+42.02.35+ 42.02.40 la 42.02.45+ 42.02.51 la 42.02.55+ 42.02.62 la 42.02.67+42.02.69+ 42.02.73+ 42.02.77+42.02.79+42.02.80 la 42.02.84 la 42.02.91)	42.02	6,575,700	3,221,340	2,968,661	0	2,968,661	2,968,661	0	0
Subventii pentru acordarea ajutorului pentru incalzirea locuintei cu lemne, carbuni, combustibili petrolieri	42.02.34	500,000	140,000	47,584	0	47,584	47,584	0	0
Subventii din bugetul de stat pentru finantarea sanatatii	42.02.41	473,000	280,000	306,128	0	306,128	306,128	0	0
Subventii din bugetul de stat alocate conform contractelor incheiate cu directiile de sanatate publica	42.02.66	5,602,700	2,801,340	2,614,949	0	2,614,949	2,614,949	0	0
SECTIUNEA DE DEZVOLTARE									

Denumirea indicatorului	Cod Rand	Prevederi bugetare anuale aprobate la finele perioadei de raportare	Prevederi bugetare trimestriale cumulate	Drepturi constatate Total, din care:	Drepturi constatate din anii precedenti	Drepturi constatate din anul curent	Incasari realizate	Stingeri pe alte cai decat incasari	Drepturi constatate de incasat
A	B	1	2	3	4	5	6	7	8
TOTAL VENITURI (cod 00.02 + 00.15 + 00.16 + 00.17 + 45.02 + 46.02 + 48.02)Sectiune de dezvoltare	00.01	101,548,660	61,020,880	34,179,987	71,932	34,108,055	34,112,463	0	67,524
I. VENITURI CURENTE	00.02	11,872,500	6,100,000	14,995	14,484	511	2,279	0	12,716
VENITURI PROPRII (00.02-11.02-37.02+00.15)Sectiune de dezvoltare	4990	3,112,690	2,567,270	3,196,652	71,932	3,124,720	3,129,128	0	67,524
C. VENITURI NEFISCALE	00.12	11,872,500	6,100,000	14,995	14,484	511	2,279	0	12,716
C2. VANZARI DE BUNURI SI SERVICII	00.14	11,872,500	6,100,000	14,995	14,484	511	2,279	0	12,716
Diverse venituri	36.02	0	0	14,995	14,484	511	2,279	0	12,716
Taxa de reabilitare termica	36.02.23	0	0	14,995	14,484	511	2,279	0	12,716
Transferuri voluntare, altele decat subventiile	37.02	11,872,500	6,100,000	0	0	0	0	0	0
Varsaminte din sectiunea de functionare	37.02.04	11,872,500	6,100,000	0	0	0	0	0	0
II. VENITURI DIN CAPITAL	00.15	3,112,690	2,567,270	3,181,657	57,448	3,124,209	3,126,849	0	54,808
Venituri din valorificarea unor bunuri	39.02	3,112,690	2,567,270	3,181,657	57,448	3,124,209	3,126,849	0	54,808
Venituri din valorificarea unor bunuri ale institutiilor publice	39.02.01	101,130	101,130	102,289	0	102,289	102,289	0	0
Venituri din vanzarea unor bunuri apartinand domeniului privat al statului sau al unitatilor administrativ-teritoriale	39.02.07	10,870	10,870	23,233	0	23,233	23,233	0	0
Depozite speciale pentru constructii de locuinte	39.02.10	3,000,690	2,455,270	3,056,135	57,448	2,998,687	3,001,327	0	54,808
III. OPERATIUNI FINANCIARE	00.16	0	0	17,500,000	0	17,500,000	17,500,000	0	0
Incasari din rambursarea imprumuturilor acordate	40.02	0	0	17,500,000	0	17,500,000	17,500,000	0	0
Sume din excedentul bugetului local utilizate pentru finantarea cheltuielilor sectiunii de dezvoltare *)	40.02.14	0	0	17,500,000	0	17,500,000	17,500,000	0	0
IV. SUBVENTII	00.17	48,346,580	22,362,220	4,237,991	0	4,237,991	4,237,991	0	0

Subventii de la bugetul de stat (cod 42.02.01+42.02.05+42.02.10 la 42.02.18+42.02.20 la 42.02.29+42.02.34+42.02.35+ 42.02.40 la 42.02.45+ 42.02.51 la 42.02.55+ 42.02.62 la 42.02.67+42.02.69+ 42.02.73+ 42.02.77+42.02.79+42.02.80 la 42.02.84 la 42.02.91)	42.02	48,346,580	22,362,220	3,687,013	0	3,687,013	3,687,013	0	0
Subventii de la bugetul de stat catre bugetele locale pentru finantarea investitiilor in sanatate	42.02.16	5,400,000	0	0	0	0	0	0	0
Subventii de la bugetul de stat catre bugetele locale pentru finantarea aparaturii medicale si echipamentelor de comunicatii in urgenta in sanatate	42.02.16.01	5,400,000	0	0	0	0	0	0	0
Finantarea Programului National de Dezvoltare Locala	42.02.65	640,440	640,440	640,437	0	640,437	640,437	0	0
Subventii de la bugetul de stat catre bugetele locale necesare derularii sustenii proiectelor finantate din fondurile europene nerambursabile (FEN)postaderare aferente perioadei de programare 2014-2020	42.02.69	5,036,150	2,872,790	1,432,448	0	1,432,448	1,432,448	0	0
Subventii pentru finantarea liceelor tehnologice cu profil agricol	42.02.79	198,000	198,000	0	0	0	0	0	0
Subventii pentru finantarea liceelor tehnologice cu profil preponderent agricol, pentru sectiunea de dezvoltare	42.02.79.02	198,000	198,000	0	0	0	0	0	0
Alocari de sume din PNRR aferente asistentei financiare nerambursabile (cod 42.02.88.01 la 42.02.88.03)	42.02.88	9,500,000	4,500,000	0	0	0	0	0	0
Fonduri europene nerambursabile	42.02.88.01	7,650,000	3,625,000	0	0	0	0	0	0
Sume aferente TVA	42.02.88.03	1,850,000	875,000	0	0	0	0	0	0
Alocari de sume din PNRR aferente componentei imprumuturi (cod 42.02.89.01 la 42.02.89.03)	42.02.89	27,571,990	14,150,990	1,614,128	0	1,614,128	1,614,128	0	0
Fonduri din imprumut rambursabil	42.02.89.01	23,129,990	11,879,990	1,393,531	0	1,393,531	1,393,531	0	0
Sume aferente TVA	42.02.89.03	4,442,000	2,271,000	220,597	0	220,597	220,597	0	0
Subventii de la alte administratii	43.02	0	0	550,978	0	550,978	550,978	0	0
Sume alocate din sumele obtinute in urma scoaterii la licitatie a certificatelor de emisii de gaze cu efect de sera pentru finantarea proiectelor de investitii	43.02.44	0	0	550,978	0	550,978	550,978	0	0

Sume primite de la UE/alti donatori in contul platilor efectuate si prefinantari aferente cadrului financiar 2014-2020 (cod 48.02.01 la cod 48.02.05+48.02.11+48.02.12+48.02.15+48.02.19)	48.02	38,216,890	29,991,390	9,245,344	0	9,245,344	9,245,344	0	0
Fondul European de Dezvoltare Regională (FEDR)Fondul European de Dezvoltare Regională (FEDR) (cod 48.02.01.01+48.02.01.02+48.02.01.03)	48.02.01	33,208,780	25,139,390	8,959,579	0	8,959,579	8,959,579	0	0
Sume primite in contul plășilor efectuate in anul curent	48.02.01.01	31,841,490	24,751,780	6,525,656	0	6,525,656	6,525,656	0	0
Sume primite in contul plășilor efectuate in anii anteriori	48.02.01.02	1,367,290	387,610	2,368,923	0	2,368,923	2,368,923	0	0
Prefinanțare	48.02.01.03	0	0	65,000	0	65,000	65,000	0	0
Fondul Social European (FSE) (cod 48.02.02.01+48.02.02.02+48.02.02.03)	48.02.02	5,008,110	4,852,000	285,765	0	285,765	285,765	0	0
Sume primite in contul plășilor efectuate in anul curent	48.02.02.01	5,008,110	4,852,000	0	0	0	0	0	0
Sume primite in contul plășilor efectuate in anii anteriori	48.02.02.02	0	0	51,765	0	51,765	51,765	0	0
Prefinanțare	48.02.02.03	0	0	234,000	0	234,000	234,000	0	0

Primar

Cosmin Ionut Andrei



Director economic

Mirela Gheorghita

Centralizat UAT Botosani

Contul de executie a bugetului local - cheltuieli

30 Iunie 2023

Cod Anexa: Anexa 13

02										
Denumirea indicatorului	Cod Rand	Credite de angajament aprobate la finele perioadei de raportare	Credite de angajament trimestriale cumulate	Credite bugetare aprobate la finele perioadei de raportare	Credite bugetare trimestriale cumulate	Angajamente bugetare	Angajamente legale	Plati efectuate	Angajamente legale de platit	Cheltuieli efective
A	B	1	2	3	4	5	6	7	8	9
TOTAL CHELTUIELI (cod 50.02+59.02+63.02+70.02+74.02+79.02)	49.02	28,839,920	28,833,870.00	373,996,750.00	239,422,950.00	161,643,926.00	161,422,958.00	156,586,751.00	4,836,207.00	147,526,921.00
Partea I-a SERVICII PUBLICE GENERALE	50.02	303,720	303,720.00	42,012,280.00	22,956,930.00	19,239,605.00	19,239,605.00	19,114,726.00	124,879.00	19,666,308.00
Autoritati publice si actiuni externe	51.02	303,720	303,720.00	32,086,630.00	17,304,630.00	14,516,282.00	14,516,282.00	14,400,619.00	115,663.00	14,904,516.00
Autoritati executive si legislative	51.02.01	303,720	303,720.00	32,086,630.00	17,304,630.00	14,516,282.00	14,516,282.00	14,400,619.00	115,663.00	14,904,516.00
Autoritati executive	51.02.01.03	303,720	303,720.00	32,086,630.00	17,304,630.00	14,516,282.00	14,516,282.00	14,400,619.00	115,663.00	14,904,516.00
Alte servicii publice generale	54.02	0	0.00	6,165,650.00	3,372,300.00	2,952,823.00	2,952,823.00	2,943,607.00	9,216.00	2,991,292.00
Fond de rezerva bugetara la dispozitia autoritatilor locale	54.02.05	0	0.00	5,000.00	5,000.00	0.00	0.00	0.00	0.00	0.00
Servicii publice comunitare de evidentă a persoanelor	54.02.10	0	0.00	2,919,100.00	1,425,300.00	1,266,389.00	1,266,389.00	1,264,872.00	1,517.00	1,294,223.00
Alte servicii publice generale	54.02.50	0	0.00	3,241,550.00	1,942,000.00	1,686,434.00	1,686,434.00	1,678,735.00	7,699.00	1,697,069.00
Tranzactii privind datoria publica si imprumuturi	55.02	0	0.00	3,760,000.00	2,280,000.00	1,770,500.00	1,770,500.00	1,770,500.00	0.00	1,770,500.00
Partea a II-a APARARE, ORDINE PUBLICA SI SIGURANTA NATIONALA	59.02	7,890	7,890.00	10,622,520.00	5,482,650.00	5,333,194.00	5,333,194.00	4,707,285.00	625,909.00	5,736,127.00
Ordine publica si siguranta nationala	61.02	7,890	7,890.00	10,622,520.00	5,482,650.00	5,333,194.00	5,333,194.00	4,707,285.00	625,909.00	5,736,127.00
Ordine publica	61.02.03	0	0.00	10,404,720.00	5,343,200.00	5,257,913.00	5,257,913.00	4,632,004.00	625,909.00	5,492,650.00
Politie locala	61.02.03.04	0	0.00	10,404,720.00	5,343,200.00	5,257,913.00	5,257,913.00	4,632,004.00	625,909.00	5,492,650.00

Protectie civila si protectie contra incendiilor	61.02.05	7,890	7,890.00	217,800.00	139,450.00	75,281.00	75,281.00	75,281.00	0.00	243,477.00
Partea a III-a CHELTUIELI SOCIAL-CULTURALE	63.02	11,905,410	11,899,360.00	182,817,970.00	123,141,910.00	81,436,139.00	81,215,171.00	78,873,424.00	2,341,747.00	69,559,819.00
Invatamant	65.02	3,808,640	3,808,640.00	73,246,900.00	42,985,030.00	26,953,394.00	26,732,426.00	24,427,591.00	2,304,835.00	22,774,541.00
invatamant prescolar si primar	65.02.03	390,000	390,000.00	9,036,410.00	5,737,770.00	2,576,838.00	2,565,097.00	2,240,137.00	324,960.00	1,627,247.00
invatamant prescolar	65.02.03.01	390,000	390,000.00	9,036,410.00	5,737,770.00	2,576,838.00	2,565,097.00	2,240,137.00	324,960.00	1,627,247.00
invatamant secundar	65.02.04	3,418,640	3,418,640.00	61,089,580.00	34,536,660.00	22,138,295.00	21,986,963.00	20,007,088.00	1,979,875.00	18,953,112.00
invatamant secundar inferior	65.02.04.01	1,075,000	1,075,000.00	23,253,900.00	12,544,210.00	6,831,301.00	6,727,992.00	6,256,815.00	471,177.00	5,918,578.00
invatamant secundar superior	65.02.04.02	2,343,640	2,343,640.00	35,955,950.00	21,008,020.00	14,349,815.00	14,301,792.00	12,793,094.00	1,508,698.00	12,077,355.00
Invatamant profesional	65.02.04.03	0	0.00	1,879,730.00	984,430.00	957,179.00	957,179.00	957,179.00	0.00	957,179.00
Servicii auxiliare pentru educatie	65.02.11	0	0.00	2,159,000.00	2,119,000.00	1,969,591.00	1,969,591.00	1,969,591.00	0.00	1,969,591.00
Alte servicii auxiliare	65.02.11.30	0	0.00	2,159,000.00	2,119,000.00	1,969,591.00	1,969,591.00	1,969,591.00	0.00	1,969,591.00
Invatamant anteprescolar	65.02.13	0	0.00	856,910.00	486,600.00	212,600.00	154,705.00	154,705.00	0.00	170,216.00
Alte cheltuieli in domeniul invatamantului	65.02.50	0	0.00	105,000.00	105,000.00	56,070.00	56,070.00	56,070.00	0.00	54,375.00
Sanatate	66.02	0	0.00	15,980,070.00	6,532,070.00	2,983,285.00	2,983,285.00	2,980,845.00	2,440.00	4,086,822.00
Servicii medicale in unitati sanitare cu paturi	66.02.06	0	0.00	9,768,620.00	3,367,620.00	16,721.00	16,721.00	16,721.00	0.00	1,071,915.00
Spitale generale	66.02.06.01	0	0.00	9,768,620.00	3,367,620.00	16,721.00	16,721.00	16,721.00	0.00	1,071,915.00
Servicii de sanatate publica	66.02.08	0	0.00	6,211,450.00	3,164,450.00	2,966,564.00	2,966,564.00	2,964,124.00	2,440.00	3,014,907.00
Cultura, recreere si religie	67.02	5,926,580	5,926,580.00	51,461,240.00	46,357,590.00	30,381,083.00	30,381,083.00	30,346,611.00	34,472.00	22,673,705.00
Servicii culturale	67.02.03	2,514,000	2,514,000.00	27,658,180.00	26,815,720.00	18,537,267.00	18,537,267.00	18,512,501.00	24,766.00	17,520,179.00
Instituti publice de spectacole si concerte	67.02.03.04	0	0.00	9,110,000.00	8,431,840.00	7,504,729.00	7,504,729.00	7,504,729.00	0.00	7,515,988.00
Consolidarea si restaurarea monumentelor istorice	67.02.03.12	2,514,000	2,514,000.00	18,100,000.00	18,099,000.00	10,852,966.00	10,852,966.00	10,828,200.00	24,766.00	9,823,134.00
Alte servicii culturale	67.02.03.30	0	0.00	448,180.00	284,880.00	179,572.00	179,572.00	179,572.00	0.00	181,057.00
Servicii recreative si sportive	67.02.05	3,409,680	3,409,680.00	19,249,210.00	15,190,520.00	10,087,400.00	10,087,400.00	10,077,694.00	9,706.00	4,148,098.00

Sport	67.02.05.01	395,000	395,000.00	7,001,000.00	5,145,060.00	4,389,869.00	4,389,869.00	4,389,869.00	0.00	4,065,000.00
Tineret	67.02.05.02	0	0.00	10,000.00	10,000.00	0.00	0.00	0.00	0.00	0.00
Intretinere gradini publice, parcuri, zone verzi, baze sportive si de agrement	67.02.05.03	3,014,680	3,014,680.00	12,238,210.00	10,035,460.00	5,697,531.00	5,697,531.00	5,687,825.00	9,706.00	83,098.00
Servicii religioase	67.02.06	0	0.00	1,100,000.00	1,035,000.00	825,000.00	825,000.00	825,000.00	0.00	825,000.00
Alte servicii in domeniile culturii, recreerii si religiei	67.02.50	2,900	2,900.00	3,453,850.00	3,316,350.00	931,416.00	931,416.00	931,416.00	0.00	180,428.00
Asigurari si asistenta sociala	68.02	2,170,190	2,164,140.00	42,129,760.00	27,267,220.00	21,118,377.00	21,118,377.00	21,118,377.00	0.00	20,024,751.00
Asistenta sociala in caz de boli si invaliditati	68.02.05	0	0.00	25,294,910.00	15,775,000.00	15,419,019.00	15,419,019.00	15,419,019.00	0.00	16,020,608.00
Asistenta sociala in caz de invaliditate	68.02.05.02	0	0.00	25,294,910.00	15,775,000.00	15,419,019.00	15,419,019.00	15,419,019.00	0.00	16,020,608.00
Crese	68.02.11	2,000,000	2,000,000.00	2,000,000.00	2,000,000.00	1,819,418.00	1,819,418.00	1,819,418.00	0.00	429.00
Prevenirea excluderii sociale	68.02.15	0	0.00	2,543,000.00	1,329,700.00	966,686.00	966,686.00	966,686.00	0.00	1,016,632.00
Ajutor social	68.02.15.01	0	0.00	500,000.00	140,000.00	47,584.00	47,584.00	47,584.00	0.00	47,584.00
Cantine de ajutor social	68.02.15.02	0	0.00	2,043,000.00	1,189,700.00	919,102.00	919,102.00	919,102.00	0.00	969,048.00
Alte cheltuieli in domeniul asigurarilor si asistentei sociale	68.02.50	170,190	164,140.00	12,291,850.00	8,162,520.00	2,913,254.00	2,913,254.00	2,913,254.00	0.00	2,987,082.00
Alte cheltuieli in domeniul asistentei sociale	68.02.50.50	170,190	164,140.00	12,291,850.00	8,162,520.00	2,913,254.00	2,913,254.00	2,913,254.00	0.00	2,987,082.00
Partea a IV-a SERVICII SI DEZVOLTARE PUBLICA, LOCUINTE, MEDIU SI APE	70.00	12,574,610	12,574,610.00	75,073,930.00	48,774,770.00	32,677,536.00	32,677,536.00	31,671,153.00	1,006,383.00	27,279,214.00
Locuinte, servicii si dezvoltare publica	70.02	11,814,560	11,814,560.00	36,850,220.00	26,120,900.00	14,939,577.00	14,939,577.00	14,356,554.00	583,023.00	9,101,062.00
Locuinte	70.02.03	6,045,270	6,045,270.00	14,087,190.00	10,492,770.00	4,724,437.00	4,724,437.00	4,724,437.00	0.00	898,113.00
Dezvoltarea sistemului de locuinte	70.02.03.01	6,045,270	6,045,270.00	14,087,190.00	10,492,770.00	4,724,437.00	4,724,437.00	4,724,437.00	0.00	898,113.00
Iluminat public si electrificari	70.02.06	2,270,730	2,270,730.00	10,826,590.00	7,371,570.00	4,825,021.00	4,825,021.00	4,466,998.00	358,023.00	4,145,752.00
Alimentare cu gaze naturale in localitati	70.02.07	281,900	281,900.00	281,900.00	281,900.00	47,853.00	47,853.00	47,853.00	0.00	2,623.00
Alte servicii in domeniile locuintelor, serviciilor si dezvoltarii comunale	70.02.50	3,216,660	3,216,660.00	11,654,540.00	7,974,660.00	5,342,266.00	5,342,266.00	5,117,266.00	225,000.00	4,054,574.00
Protectia mediului	74.02	760,050	760,050.00	38,223,710.00	22,653,870.00	17,737,959.00	17,737,959.00	17,314,599.00	423,360.00	18,178,152.00
Salubritate si gestiunea deseurilor	74.02.05	510,000	510,000.00	34,368,340.00	20,167,000.00	16,037,433.00	16,037,433.00	15,855,952.00	181,481.00	16,905,183.00

Salubritate	74.02.05.01	0	0.00	13,800,000.00	9,450,000.00	9,403,202.00	9,403,202.00	9,221,994.00	181,208.00	10,096,669.00
Colectarea, tratarea si distrugerea deseurilor	74.02.05.02	510,000	510,000.00	20,568,340.00	10,717,000.00	6,634,231.00	6,634,231.00	6,633,958.00	273.00	6,808,514.00
Canalizarea si tratarea apelor reziduale	74.02.06	0	0.00	1,600,000.00	800,000.00	683,057.00	683,057.00	591,368.00	91,689.00	683,057.00
Alte servicii in domeniul protectiei mediului	74.02.50	250,050	250,050.00	2,255,370.00	1,686,870.00	1,017,469.00	1,017,469.00	867,279.00	150,190.00	589,912.00
Partea a V-a ACTIUNI ECONOMICE	79.02	4,048,290	4,048,290.00	63,470,050.00	39,066,690.00	22,957,452.00	22,957,452.00	22,220,163.00	737,289.00	25,285,453.00
Combustibili si energie	81.02	200,200	200,200.00	10,990,060.00	9,059,400.00	7,784,400.00	7,784,400.00	7,784,400.00	0.00	8,142,091.00
Energie termica	81.02.06	200,200	200,200.00	10,990,060.00	9,059,400.00	7,784,400.00	7,784,400.00	7,784,400.00	0.00	8,142,091.00
Transporturi	84.02	3,848,090	3,848,090.00	52,479,990.00	30,007,290.00	15,173,052.00	15,173,052.00	14,435,763.00	737,289.00	17,143,362.00
Transport rutier	84.02.03	3,848,090	3,848,090.00	52,479,990.00	30,007,290.00	15,173,052.00	15,173,052.00	14,435,763.00	737,289.00	17,143,362.00
Transport in comun	84.02.03.02	625,090	625,090.00	18,327,670.00	12,075,090.00	6,277,711.00	6,277,711.00	5,549,574.00	728,137.00	6,503,018.00
Strazi	84.02.03.03	3,223,000	3,223,000.00	34,152,320.00	17,932,200.00	8,895,341.00	8,895,341.00	8,886,189.00	9,152.00	10,640,344.00

Primar

Cosmin Ionut Andrei



Director economic

Mirela Gheorghita

Centralizat UAT Botosani

Contul de executie a bugetului institutie publice - cheltuieli

30 Iunie 2023

Cod Anexa: Anexa 07B

02										
Denumirea indicatorului	Cod Rand	Credite de angajament aprobate la finele perioadei de raportare	Credite de angajament trimestriale cumulate	Credite bugetare aprobate la finele perioadei de raportare	Credite bugetare trimestriale cumulate	Angajamente bugetare	Angajamente legale	Plati efectuate	Angajamente legale de platit	Cheltuieli efective
A	B	1	2	3	4	5	6	7	8	9
TOTAL CHELTUIELI (01+60+61+70+79+82+85)	00	28,839,920	28,833,870.00	373,996,750.00	239,422,950.00	161,643,926.00	161,422,958.00	156,586,751.00	4,836,207.00	147,526,921.00
01. CHELTUIELI CURENTE (01=10+20+30+40+50+51+55+56+57+59+65)	01	0	0.00	290,025,800.00	185,388,460.00	143,454,666.00	143,233,698.00	140,155,989.00	3,077,709.00	132,631,874.00
TITLUL I CHELTUIELI DE PERSONAL	10	0	0.00	51,400,800.00	27,124,900.00	25,347,961.00	25,347,961.00	25,347,961.00	0.00	25,878,257.00
Cheltuieli salariale in bani	10.01	0	0.00	49,298,900.00	25,541,900.00	23,913,137.00	23,913,137.00	23,913,137.00	0.00	24,436,742.00
Salarii de baza	10.01.01	0	0.00	41,697,000.00	21,345,000.00	20,579,965.00	20,579,965.00	20,579,965.00	0.00	21,098,654.00
Sporuri pentru conditii de munca	10.01.05	0	0.00	3,694,300.00	1,883,600.00	1,655,774.00	1,655,774.00	1,655,774.00	0.00	1,684,608.00
Alte sporuri	10.01.06	0	0.00	58,500.00	33,000.00	25,490.00	25,490.00	25,490.00	0.00	25,895.00
Indemnizatii platite unor persoane din afara unitatii	10.01.12	0	0.00	601,000.00	329,000.00	315,090.00	315,090.00	315,090.00	0.00	320,587.00
Drepturi de delegare	10.01.13	0	0.00	23,400.00	15,500.00	5,555.00	5,555.00	5,555.00	0.00	5,555.00
Indemnizatie de hrana	10.01.17	0	0.00	2,591,700.00	1,331,800.00	1,190,490.00	1,190,490.00	1,190,490.00	0.00	1,213,596.00
Stimulentul de risc	10.01.29	0	0.00	60,000.00	60,000.00	0.00	0.00	0.00	0.00	7,151.00
Alte drepturi salariale in bani	10.01.30	0	0.00	573,000.00	544,000.00	140,773.00	140,773.00	140,773.00	0.00	80,696.00
Cheltuieli salariale in natura	10.02	0	0.00	981,300.00	981,300.00	895,084.00	895,084.00	895,084.00	0.00	895,084.00
Tichete de vacanta	10.02.06	0	0.00	981,300.00	981,300.00	895,084.00	895,084.00	895,084.00	0.00	895,084.00

Contributii	10.03	0	0.00	1,120,600.00	601,700.00	539,740.00	539,740.00	539,740.00	0.00	546,431.00
Contributia asiguratorie pentru munca	10.03.07	0	0.00	1,120,600.00	601,700.00	539,740.00	539,740.00	539,740.00	0.00	546,431.00
TITLUL II BUNURI SI SERVICII	20	0	0.00	79,577,180.00	48,557,430.00	39,063,838.00	38,903,736.00	37,620,584.00	1,283,152.00	39,692,074.00
Bunuri si servicii	20.01	0	0.00	57,733,140.00	36,108,390.00	32,272,328.00	32,180,130.00	31,232,064.00	948,066.00	32,881,281.00
Furnituri de birou	20.01.01	0	0.00	616,300.00	321,750.00	280,358.00	275,965.00	239,817.00	36,148.00	279,373.00
Materiale pentru curatenie	20.01.02	0	0.00	844,640.00	382,550.00	302,997.00	292,226.00	254,594.00	37,632.00	362,964.00
Incalzit, iluminat si forta motrica	20.01.03	0	0.00	10,733,510.00	8,227,660.00	8,085,866.00	8,083,104.00	8,013,666.00	69,438.00	8,049,136.00
Apa, canal si salubritate	20.01.04	0	0.00	30,255,500.00	18,771,440.00	17,128,023.00	17,117,056.00	16,766,570.00	350,486.00	17,979,575.00
Carburanti si lubrifianti	20.01.05	0	0.00	155,350.00	64,800.00	36,231.00	36,231.00	36,228.00	3.00	66,529.00
Piese de schimb	20.01.06	0	0.00	45,000.00	34,000.00	29,331.00	29,331.00	28,855.00	476.00	29,331.00
Transport	20.01.07	0	0.00	2,143,150.00	2,011,530.00	1,887,284.00	1,866,159.00	1,681,912.00	184,247.00	1,687,052.00
Posta, telecomunicatii, radio, tv, internet	20.01.08	0	0.00	1,339,550.00	662,060.00	559,610.00	553,387.00	525,692.00	27,695.00	530,619.00
Materiale si prestari de servicii cu caracter functional	20.01.09	0	0.00	7,157,000.00	3,445,900.00	2,274,352.00	2,246,294.00	2,214,310.00	31,984.00	2,227,373.00
Alte bunuri si servicii pentru intretinere si functionare	20.01.30	0	0.00	4,443,140.00	2,186,700.00	1,688,276.00	1,680,377.00	1,470,420.00	209,957.00	1,669,329.00
Reparatii curente	20.02	0	0.00	14,357,010.00	7,907,000.00	3,346,622.00	3,296,622.00	3,045,711.00	250,911.00	3,069,700.00
Hrana	20.03	0	0.00	1,592,000.00	905,000.00	730,025.00	723,041.00	723,041.00	0.00	775,579.00
Hrana pentru oameni	20.03.01	0	0.00	1,592,000.00	905,000.00	730,025.00	723,041.00	723,041.00	0.00	775,579.00
Medicamente si materiale sanitare	20.04	0	0.00	97,850.00	34,850.00	4,158.00	4,158.00	4,158.00	0.00	18,811.00
Medicamente	20.04.01	0	0.00	43,000.00	13,000.00	503.00	503.00	503.00	0.00	2,378.00
Materiale sanitare	20.04.02	0	0.00	54,850.00	21,850.00	3,655.00	3,655.00	3,655.00	0.00	3,882.00
Dezinfectanti	20.04.04	0	0.00	0.00	0.00	0.00	0.00	0.00	0.00	12,551.00
Bunuri de natura obiectelor de inventar	20.05	0	0.00	333,450.00	275,900.00	61,055.00	61,055.00	61,055.00	0.00	304,565.00
Uniforme si echipament	20.05.01	0	0.00	39,350.00	35,000.00	0.00	0.00	0.00	0.00	3,532.00
Alte obiecte de inventar	20.05.30	0	0.00	294,100.00	240,900.00	61,055.00	61,055.00	61,055.00	0.00	301,033.00

Deplasari, detasari, transferari	20.06	0	0.00	117,900.00	108,900.00	57,787.00	57,787.00	51,208.00	6,579.00	51,208.00
Deplasari interne, detasari, transferari	20.06.01	0	0.00	76,750.00	75,750.00	55,510.00	55,510.00	48,931.00	6,579.00	48,931.00
Deplasari in strainatate	20.06.02	0	0.00	41,150.00	33,150.00	2,277.00	2,277.00	2,277.00	0.00	2,277.00
Carti, publicatii si materiale documentare	20.11	0	0.00	16,000.00	8,500.00	115.00	115.00	115.00	0.00	895.00
Pregatire profesionala	20.13	0	0.00	360,170.00	248,300.00	139,155.00	128,235.00	84,199.00	44,036.00	86,249.00
Protectia muncii	20.14	0	0.00	88,200.00	44,600.00	10,360.00	10,360.00	10,360.00	0.00	10,718.00
Alte cheltuieli	20.30	0	0.00	4,881,460.00	2,915,990.00	2,442,233.00	2,442,233.00	2,408,673.00	33,560.00	2,493,068.00
Reclama si publicitate	20.30.01	0	0.00	6,000.00	6,000.00	1,388.00	1,388.00	1,388.00	0.00	1,388.00
Protocol si reprezentare	20.30.02	0	0.00	32,000.00	21,000.00	10,000.00	10,000.00	8,357.00	1,643.00	10,000.00
Chirii	20.30.04	0	0.00	52,000.00	42,000.00	39,742.00	39,742.00	39,742.00	0.00	39,742.00
Executarea silita a creantelor bugetare	20.30.09	0	0.00	1,200,000.00	600,000.00	600,000.00	600,000.00	600,000.00	0.00	600,000.00
Alte cheltuieli cu bunuri si servicii	20.30.30	0	0.00	3,591,460.00	2,246,990.00	1,791,103.00	1,791,103.00	1,759,186.00	31,917.00	1,841,938.00
TITLUL III DOBANZI	30	0	0.00	3,760,000.00	2,280,000.00	1,770,500.00	1,770,500.00	1,770,500.00	0.00	1,770,500.00
Dobanzi aferente datoriei publice interne	30.01	0	0.00	3,760,000.00	2,280,000.00	1,770,500.00	1,770,500.00	1,770,500.00	0.00	1,770,500.00
Dobanzi aferente datoriei publice interne directe	30.01.01	0	0.00	3,760,000.00	2,280,000.00	1,770,500.00	1,770,500.00	1,770,500.00	0.00	1,770,500.00
TITLUL IV SUBVENTII	40	0	0.00	17,823,500.00	15,189,200.00	13,901,345.00	13,901,345.00	13,173,208.00	728,137.00	14,354,236.00
Subventii pentru acoperirea diferentelor de pret si tarif	40.03	0	0.00	17,823,500.00	15,189,200.00	13,901,345.00	13,901,345.00	13,173,208.00	728,137.00	14,354,236.00
TITLUL V FONDURI DE REZERVA	50	0	0.00	5,000.00	5,000.00	0.00	0.00	0.00	0.00	0.00
Fond de rezerva bugetara la dispozitia autoritatilor locale	50.04	0	0.00	5,000.00	5,000.00	0.00	0.00	0.00	0.00	0.00
TITLUL VI TRANSFERURI INTRE UNITATI ALE ADMINISTRATIEI PUBLICE	51	0	0.00	40,954,930.00	24,920,720.00	21,523,198.00	21,523,198.00	20,522,289.00	1,000,909.00	21,690,648.00
Transferuri curente (cod 51.01.01 la 51.01.28+51.01.30 la 51.01.32+51.01.34 la 51.01.59+51.01.62+51.01.63+51.01.65 la 51.01.69+51.01.71+51.01.72+ 51.01.73+ 51.01.74+51.01.75+51.01.77 la 51.01.80 la 51.01.82)	51.01	0	0.00	33,344,700.00	22,771,490.00	20,766,861.00	20,766,861.00	19,790,952.00	975,909.00	20,934,311.00

Transferuri catre institutii publice	51.01.01	0	0.00	33,344,700.00	22,771,490.00	20,766,861.00	20,766,861.00	19,790,952.00	975,909.00	20,934,311.00
Transferuri de capital	51.02	0	0.00	7,610,230.00	2,149,230.00	756,337.00	756,337.00	731,337.00	25,000.00	756,337.00
Transferuri pentru finantarea investitiilor la spitale	51.02.12	0	0.00	1,048,620.00	1,047,620.00	199,010.00	199,010.00	199,010.00	0.00	199,010.00
Transferuri de la bugetul de stat catre bugetele locale pentru finantarea aparaturii medicale si echipamentelor de comunicatii in urgenta in sanatate	51.02.22	0	0.00	5,400,000.00	0.00	0.00	0.00	0.00	0.00	0.00
Alte transferuri de capital catre institutii publice	51.02.29	0	0.00	1,161,610.00	1,101,610.00	557,327.00	557,327.00	532,327.00	25,000.00	557,327.00
TITLUL VII ALTE TRANSFERURI (cod 55.01 la 55.04)	55	0	0.00	6,778,000.00	2,965,500.00	2,360,288.00	2,360,288.00	2,360,288.00	0.00	2,323,497.00
A. Transferuri interne (cod 55.01.01 la 55.01.03+55.01.05 la 55.01.10+ 55.01.12 la 55.01.20+55.01.26+ 55.01.28+55.01.29+55.01.41+ 55.01.42+55.01.46 la 55.01.55+ 55.01.57 la 55.01.61+55.01.66+55.01.70+55.01.71+ 55.01.72+55.01.74 la 55.01.81)	55.01	0	0.00	6,778,000.00	2,965,500.00	2,360,288.00	2,360,288.00	2,360,288.00	0.00	2,323,497.00
Investitii ale agentilor economici cu capital de stat	55.01.12	0	0.00	710,500.00	702,500.00	532,500.00	532,500.00	532,500.00	0.00	532,500.00
Finantarea invatamantului particular sau confesional acreditat	55.01.63	0	0.00	4,190,000.00	2,263,000.00	1,827,788.00	1,827,788.00	1,827,788.00	0.00	1,790,997.00
Sume reprezentand contributia unitatilor administrativ-teritoriale la Fondul IID	55.01.65	0	0.00	1,877,500.00	0.00	0.00	0.00	0.00	0.00	0.00
TITLUL IX ASISTENTA SOCIALA	57	0	0.00	20,307,000.00	13,288,380.00	12,628,426.00	12,604,164.00	12,591,732.00	12,432.00	13,023,162.00
Ajutoare sociale	57.02	0	0.00	20,307,000.00	13,288,380.00	12,628,426.00	12,604,164.00	12,591,732.00	12,432.00	13,023,162.00
Ajutoare sociale in numerar	57.02.01	0	0.00	17,693,000.00	10,764,380.00	10,558,765.00	10,534,503.00	10,522,071.00	12,432.00	10,962,396.00
Tichete de cresa si tichete sociale pentru gradinita	57.02.03	0	0.00	105,000.00	105,000.00	56,070.00	56,070.00	56,070.00	0.00	54,375.00
Tichete cadou acordate pentru cheltuieli sociale	57.02.04	0	0.00	350,000.00	300,000.00	44,000.00	44,000.00	44,000.00	0.00	36,800.00
Suport alimentar	57.02.05	0	0.00	2,159,000.00	2,119,000.00	1,969,591.00	1,969,591.00	1,969,591.00	0.00	1,969,591.00
TITLUL X Proiecte cu finantare din fonduri externe nerambursabile aferente cadrului financiar 2014-2020 (cod 58.01 la 58.17+58.19 la 58.39)	58	0	0.00	52,656,690.00	42,625,480.00	19,431,208.00	19,431,208.00	19,397,199.00	34,009.00	6,804,295.00
Programe din Fondul European de Dezvoltare Regionala (FEDR)	58.01	0	0.00	44,075,160.00	34,812,280.00	17,402,508.00	17,402,508.00	17,368,499.00	34,009.00	6,448,991.00

Finantarea nationala	58.01.01	0	0.00	4,640,970.00	3,569,800.00	1,927,818.00	1,927,818.00	1,910,852.00	16,966.00	837,727.00
Finantare externa nerambursabila	58.01.02	0	0.00	39,434,190.00	31,242,480.00	15,474,690.00	15,474,690.00	15,457,647.00	17,043.00	5,611,264.00
Programe din Fondul Social European (FSE)	58.02	0	0.00	5,617,060.00	4,848,730.00	882,067.00	882,067.00	882,067.00	0.00	329,432.00
Finantarea natională	58.02.01	0	0.00	608,950.00	599,780.00	94,072.00	94,072.00	94,072.00	0.00	14,890.00
Finantare externă nerambursabilă	58.02.02	0	0.00	5,008,110.00	4,248,950.00	787,995.00	787,995.00	787,995.00	0.00	314,542.00
Programe Instrumentul European de Vecinatate (ENI)	58.12	0	0.00	2,489,650.00	2,489,650.00	876,577.00	876,577.00	876,577.00	0.00	22,401.00
Finantare externa nerambursabila	58.12.02	0	0.00	2,489,650.00	2,489,650.00	876,577.00	876,577.00	876,577.00	0.00	22,401.00
Mecanismul pentru Interconectarea Europei	58.30	0	0.00	474,820.00	474,820.00	270,056.00	270,056.00	270,056.00	0.00	3,471.00
Finantare externa nerambursabila	58.30.02	0	0.00	474,820.00	474,820.00	270,056.00	270,056.00	270,056.00	0.00	3,471.00
TITLUL XI ALTE CHELTUIELI	59	0	0.00	16,762,700.00	8,431,850.00	7,427,902.00	7,391,298.00	7,372,228.00	19,070.00	7,095,205.00
Burse	59.01	0	0.00	14,046,800.00	6,291,450.00	6,272,924.00	6,236,320.00	6,217,250.00	19,070.00	5,935,462.00
Asociatii si fundatii	59.11	0	0.00	982,000.00	782,000.00	107,733.00	107,733.00	107,733.00	0.00	107,733.00
Sustinerea cultelor	59.12	0	0.00	1,100,000.00	1,035,000.00	825,000.00	825,000.00	825,000.00	0.00	825,000.00
Sume aferente persoanelor cu handicap neincadrate	59.40	0	0.00	633,900.00	323,400.00	222,245.00	222,245.00	222,245.00	0.00	227,010.00
Titlul XII Proiecte cu finantare din sumele reprezentand asistenta financiara nerambursabila aferenta PNRR (cod 60.01 la 60.11)	60	0	0.00	9,500,000.00	4,500,000.00	0.00	0.00	0.00	0.00	0.00
Fonduri europene nerambursabile	60.01	0	0.00	7,650,000.00	3,625,000.00	0.00	0.00	0.00	0.00	0.00
Sume aferente TVA	60.03	0	0.00	1,850,000.00	875,000.00	0.00	0.00	0.00	0.00	0.00
Titlul XIII Proiecte cu finantare din sumele aferente componentei de imprumut a PNRR (cod 61.01 la 61.09)	61	0	0.00	27,342,000.00	13,621,000.00	1,199,833.00	1,199,833.00	1,199,833.00	0.00	0.00
Fonduri din imprumut rambursabil	61.01	0	0.00	22,900,000.00	11,450,000.00	1,013,531.00	1,013,531.00	1,013,531.00	0.00	0.00
Sume aferente TVA	61.03	0	0.00	4,442,000.00	2,171,000.00	186,302.00	186,302.00	186,302.00	0.00	0.00
70. CHELTUIELI DE CAPITAL (70=71+72+75)	70	28,839,920	28,833,870.00	37,402,940.00	30,757,480.00	12,751,936.00	12,751,936.00	10,993,438.00	1,758,498.00	14,895,047.00
TITLUL XV ACTIVE NEFINANCIARE (cod 71.01 la 71.03)	71	28,839,920	28,833,870.00	37,252,940.00	30,607,480.00	12,751,936.00	12,751,936.00	10,993,438.00	1,758,498.00	14,895,047.00

Active fixe	71.01	28,839,920	28,833,870.00	37,252,940.00	30,607,480.00	12,751,936.00	12,751,936.00	10,993,438.00	1,758,498.00	14,895,047.00
Constructii	71.01.01	28,160,220	28,160,220.00	36,137,630.00	29,648,220.00	12,550,286.00	12,550,286.00	10,791,788.00	1,758,498.00	14,258,218.00
Masini, echipamente si mijloace de transport	71.01.02	225,980	219,930.00	451,590.00	445,540.00	60,611.00	60,611.00	60,611.00	0.00	341,756.00
Mobilier, aparatura birotica si alte active corporale	71.01.03	143,000	143,000.00	202,000.00	202,000.00	9,282.00	9,282.00	9,282.00	0.00	170,478.00
Alte active fixe	71.01.30	310,720	310,720.00	461,720.00	311,720.00	131,757.00	131,757.00	131,757.00	0.00	124,595.00
TITLUL XVI ACTIVE FINANCIARE (cod 72.01)	72	0	0.00	150,000.00	150,000.00	0.00	0.00	0.00	0.00	0.00
Active financiare	72.01	0	0.00	150,000.00	150,000.00	0.00	0.00	0.00	0.00	0.00
Participare la capitalul social al societăților comerciale	72.01.01	0	0.00	150,000.00	150,000.00	0.00	0.00	0.00	0.00	0.00
79. OPERATIUNI FINANCIARE (79=80+81)	79	0	0.00	10,492,000.00	5,246,000.00	5,246,000.00	5,246,000.00	5,246,000.00	0.00	0.00
TITLUL XIX RAMBURSARI DE CREDITE (cod 81.01 la 81.05)	81	0	0.00	10,492,000.00	5,246,000.00	5,246,000.00	5,246,000.00	5,246,000.00	0.00	0.00
Rambursari de credite interne	81.02	0	0.00	10,492,000.00	5,246,000.00	5,246,000.00	5,246,000.00	5,246,000.00	0.00	0.00
Rambursari de credite aferente datoriei publice interne locale	81.02.05	0	0.00	10,492,000.00	5,246,000.00	5,246,000.00	5,246,000.00	5,246,000.00	0.00	0.00
TITLUL XXI PLATI EFECTUATE IN ANII PRECEDENTI SI RECUPERATE IN ANUL CURENT (cod 85.01)	85	0	0.00	-765,990.00	-89,990.00	-1,008,509.00	-1,008,509.00	-1,008,509.00	0.00	0.00
Plati efectuate in anii precedenti si recuperate in anul curent	85.01	0	0.00	-765,990.00	-89,990.00	-1,008,509.00	-1,008,509.00	-1,008,509.00	0.00	0.00
Plati efectuate in anii precedenti si recuperate in anul curent in sectiunea de functionare a bugetului local	85.01.01	0	0.00	-765,990.00	-89,990.00	-807,338.00	-807,338.00	-807,338.00	0.00	0.00
Plati efectuate in anii precedenti si recuperate in anul curent in sectiunea de dezvoltare a bugetului local	85.01.02	0	0.00	0.00	0.00	-201,171.00	-201,171.00	-201,171.00	0.00	0.00

SECTIUNEA DE FUNCTIONARE

02

Denumirea indicatorului	Cod Rand	Credite de angajament aprobate la finele perioadei de raportare	Credite de angajament trimestriale cumulate	Credite bugetare aprobate la finele perioadei de raportare	Credite bugetare trimestriale cumulate	Angajamente bugetare	Angajamente legale	Plati efectuate	Angajamente legale de platit	Cheltuieli efective
A	B	1	2	3	4	5	6	7	8	9

TOTAL CHELTUIELI (01+60+61+70+79+82+85)Sectiune de functionare	00	0	0	238,774,390	145,067,260	127,173,283	126,952,315	123,933,615	3,018,700	124,538,742
01. CHELTUIELI CURENTE (01=10+20+30+40+50+51+55+56+57+59 +65)	01	0	0	229,048,380	139,911,250	122,734,621	122,513,653	119,494,953	3,018,700	124,538,742
TITLUL I CHELTUIELI DE PERSONAL	10	0	0	51,400,800	27,124,900	25,347,961	25,347,961	25,347,961	0	25,878,257
Cheltuieli salariale in bani	10.01	0	0	49,298,900	25,541,900	23,913,137	23,913,137	23,913,137	0	24,436,742
Salarii de baza	10.01.01	0	0	41,697,000	21,345,000	20,579,965	20,579,965	20,579,965	0	21,098,654
Sporuri pentru conditii de munca	10.01.05	0	0	3,694,300	1,883,600	1,655,774	1,655,774	1,655,774	0	1,684,608
Alte sporuri	10.01.06	0	0	58,500	33,000	25,490	25,490	25,490	0	25,895
Indemnizatii platite unor persoane din afara unitatii	10.01.12	0	0	601,000	329,000	315,090	315,090	315,090	0	320,587
Drepturi de delegare	10.01.13	0	0	23,400	15,500	5,555	5,555	5,555	0	5,555
Indemnizatie de hrana	10.01.17	0	0	2,591,700	1,331,800	1,190,490	1,190,490	1,190,490	0	1,213,596
Stimulentul de risc	10.01.29	0	0	60,000	60,000	0	0	0	0	7,151
Alte drepturi salariale in bani	10.01.30	0	0	573,000	544,000	140,773	140,773	140,773	0	80,696
Cheltuieli salariale in natura	10.02	0	0	981,300	981,300	895,084	895,084	895,084	0	895,084
Tichete de vacanta	10.02.06	0	0	981,300	981,300	895,084	895,084	895,084	0	895,084
Contributii	10.03	0	0	1,120,600	601,700	539,740	539,740	539,740	0	546,431
Contributia asiguratorie pentru munca	10.03.07	0	0	1,120,600	601,700	539,740	539,740	539,740	0	546,431
TITLUL II BUNURI SI SERVICII	20	0	0	79,577,180	48,557,430	39,063,838	38,903,736	37,620,584	1,283,152	39,692,074
Bunuri si servicii	20.01	0	0	57,733,140	36,108,390	32,272,328	32,180,130	31,232,064	948,066	32,881,281
Furnituri de birou	20.01.01	0	0	616,300	321,750	280,358	275,965	239,817	36,148	279,373
Materiale pentru curatenie	20.01.02	0	0	844,640	382,550	302,997	292,226	254,594	37,632	362,964
Incalzit, iluminat si forta motrica	20.01.03	0	0	10,733,510	8,227,660	8,085,866	8,083,104	8,013,666	69,438	8,049,136
Apa, canal si salubritate	20.01.04	0	0	30,255,500	18,771,440	17,128,023	17,117,056	16,766,570	350,486	17,979,575
Carburanti si lubrifianti	20.01.05	0	0	155,350	64,800	36,231	36,231	36,228	3	66,529
Piese de schimb	20.01.06	0	0	45,000	34,000	29,331	29,331	28,855	476	29,331
Transport	20.01.07	0	0	2,143,150	2,011,530	1,887,284	1,866,159	1,681,912	184,247	1,687,052
Posta, telecomunicatii, radio, tv, internet	20.01.08	0	0	1,339,550	662,060	559,610	553,387	525,692	27,695	530,619
Materiale si prestari de servicii cu caracter functional	20.01.09	0	0	7,157,000	3,445,900	2,274,352	2,246,294	2,214,310	31,984	2,227,373

Alte bunuri si servicii pentru intretinere si functionare	20.01.30	0	0	4,443,140	2,186,700	1,688,276	1,680,377	1,470,420	209,957	1,669,329
Reparatii curente	20.02	0	0	14,357,010	7,907,000	3,346,622	3,296,622	3,045,711	250,911	3,069,700
Hrana	20.03	0	0	1,592,000	905,000	730,025	723,041	723,041	0	775,579
Hrana pentru oameni	20.03.01	0	0	1,592,000	905,000	730,025	723,041	723,041	0	775,579
Medicamente si materiale sanitare	20.04	0	0	97,850	34,850	4,158	4,158	4,158	0	18,811
Medicamente	20.04.01	0	0	43,000	13,000	503	503	503	0	2,378
Materiale sanitare	20.04.02	0	0	54,850	21,850	3,655	3,655	3,655	0	3,882
Dezinfectanti	20.04.04	0	0	0	0	0	0	0	0	12,551
Bunuri de natura obiectelor de inventar	20.05	0	0	333,450	275,900	61,055	61,055	61,055	0	304,565
Uniforme si echipament	20.05.01	0	0	39,350	35,000	0	0	0	0	3,532
Alte obiecte de inventar	20.05.30	0	0	294,100	240,900	61,055	61,055	61,055	0	301,033
Deplasari, detasari, transferari	20.06	0	0	117,900	108,900	57,787	57,787	51,208	6,579	51,208
Deplasari interne, detasari, transferari	20.06.01	0	0	76,750	75,750	55,510	55,510	48,931	6,579	48,931
Deplasari in strainatate	20.06.02	0	0	41,150	33,150	2,277	2,277	2,277	0	2,277
Carti, publicatii si materiale documentare	20.11	0	0	16,000	8,500	115	115	115	0	895
Pregatire profesionala	20.13	0	0	360,170	248,300	139,155	128,235	84,199	44,036	86,249
Protectia muncii	20.14	0	0	88,200	44,600	10,360	10,360	10,360	0	10,718
Alte cheltuieli	20.30	0	0	4,881,460	2,915,990	2,442,233	2,442,233	2,408,673	33,560	2,493,068
Reclama si publicitate	20.30.01	0	0	6,000	6,000	1,388	1,388	1,388	0	1,388
Protocol si reprezentare	20.30.02	0	0	32,000	21,000	10,000	10,000	8,357	1,643	10,000
Chirii	20.30.04	0	0	52,000	42,000	39,742	39,742	39,742	0	39,742
Executarea silita a creantelor bugetare	20.30.09	0	0	1,200,000	600,000	600,000	600,000	600,000	0	600,000
Alte cheltuieli cu bunuri si servicii	20.30.30	0	0	3,591,460	2,246,990	1,791,103	1,791,103	1,759,186	31,917	1,841,938
TITLUL III DOBANZI	30	0	0	3,760,000	2,280,000	1,770,500	1,770,500	1,770,500	0	1,770,500
Dobanzi aferente datoriei publice interne	30.01	0	0	3,760,000	2,280,000	1,770,500	1,770,500	1,770,500	0	1,770,500
Dobanzi aferente datoriei publice interne directe	30.01.01	0	0	3,760,000	2,280,000	1,770,500	1,770,500	1,770,500	0	1,770,500
TITLUL IV SUBVENTII	40	0	0	17,823,500	15,189,200	13,901,345	13,901,345	13,173,208	728,137	14,354,236
Subventii pentru acoperirea diferentelor de pret si tarif	40.03	0	0	17,823,500	15,189,200	13,901,345	13,901,345	13,173,208	728,137	14,354,236

TITLUL V FONDURI DE REZERVA	50	0	0	5,000	5,000	0	0	0	0	0
Fond de rezerva bugetara la dispozitia autoritatilor locale	50.04	0	0	5,000	5,000	0	0	0	0	0
TITLUL VI TRANSFERURI INTRE UNITATI ALE ADMINISTRATIEI PUBLICE	51	0	0	33,344,700	22,771,490	20,766,861	20,766,861	19,790,952	975,909	20,934,311
Transferuri curente (cod 51.01.01 la 51.01.28+51.01.30 la 51.01.32+51.01.34 la 51.01.59+51.01.62+51.01.63+51.01.65 la 51.01.69+51.01.71+51.01.72+51.01.73+ 51.01.74+51.01.75+51.01.77 la 51.01.80 la 51.01.82)	51.01	0	0	33,344,700	22,771,490	20,766,861	20,766,861	19,790,952	975,909	20,934,311
Transferuri catre institutii publice	51.01.01	0	0	33,344,700	22,771,490	20,766,861	20,766,861	19,790,952	975,909	20,934,311
TITLUL VII ALTE TRANSFERURI (cod 55.01 la 55.04)	55	0	0	6,067,500	2,263,000	1,827,788	1,827,788	1,827,788	0	1,790,997
A. Transferuri interne (cod 55.01.01 la 55.01.03+55.01.05 la 55.01.10+ 55.01.12 la 55.01.20+55.01.26+55.01.28+55.01.29+55.01.41+55.01.42+55.01.46 la 55.01.55+ 55.01.57 la 55.01.61+55.01.66+55.01.70+55.01.71+55.01.72+55.01.74 la 55.01.81)	55.01	0	0	6,067,500	2,263,000	1,827,788	1,827,788	1,827,788	0	1,790,997
Finantarea invatamantului particular sau confesional acreditat	55.01.63	0	0	4,190,000	2,263,000	1,827,788	1,827,788	1,827,788	0	1,790,997
Sume reprezentand contributia unitatilor administrativ-teritoriale la Fondul IID	55.01.65	0	0	1,877,500	0	0	0	0	0	0
TITLUL IX ASISTENTA SOCIALA	57	0	0	20,307,000	13,288,380	12,628,426	12,604,164	12,591,732	12,432	13,023,162
Ajutoare sociale	57.02	0	0	20,307,000	13,288,380	12,628,426	12,604,164	12,591,732	12,432	13,023,162
Ajutoare sociale in numerar	57.02.01	0	0	17,693,000	10,764,380	10,558,765	10,534,503	10,522,071	12,432	10,962,396
Tichete de cresa si tichete sociale pentru gradinita	57.02.03	0	0	105,000	105,000	56,070	56,070	56,070	0	54,375
Tichete cadou acordate pentru cheltuieli sociale	57.02.04	0	0	350,000	300,000	44,000	44,000	44,000	0	36,800
Suport alimentar	57.02.05	0	0	2,159,000	2,119,000	1,969,591	1,969,591	1,969,591	0	1,969,591
TITLUL XI ALTE CHELTUIELI	59	0	0	16,762,700	8,431,850	7,427,902	7,391,298	7,372,228	19,070	7,095,205
Burse	59.01	0	0	14,046,800	6,291,450	6,272,924	6,236,320	6,217,250	19,070	5,935,462
Asociatii si fundatii	59.11	0	0	982,000	782,000	107,733	107,733	107,733	0	107,733
Sustinerea cultelor	59.12	0	0	1,100,000	1,035,000	825,000	825,000	825,000	0	825,000
Sume aferente persoanelor cu handicap neincadrate	59.40	0	0	633,900	323,400	222,245	222,245	222,245	0	227,010

79. OPERATIUNI FINANCIARE (79=80+81)	79	0	0	10,492,000	5,246,000	5,246,000	5,246,000	5,246,000	0	0
TITLUL XIX RAMBURSARI DE CREDITE (cod 81.01 la 81.05)	81	0	0	10,492,000	5,246,000	5,246,000	5,246,000	5,246,000	0	0
Rambursari de credite interne	81.02	0	0	10,492,000	5,246,000	5,246,000	5,246,000	5,246,000	0	0
Rambursari de credite aferente datoriei publice interne locale	81.02.05	0	0	10,492,000	5,246,000	5,246,000	5,246,000	5,246,000	0	0
TITLUL XXI PLATI EFECTUATE IN ANII PRECEDENTI SI RECUPERATE IN ANUL CURENT (cod 85.01)	85	0	0	-765,990	-89,990	-807,338	-807,338	-807,338	0	0
Plati efectuate in anii precedenti si recuperate in anul curent	85.01	0	0	-765,990	-89,990	-807,338	-807,338	-807,338	0	0
Plati efectuate in anii precedenti si recuperate in anul curent in sectiunea de functionare a bugetului local	85.01.01	0	0	-765,990	-89,990	-807,338	-807,338	-807,338	0	0

SECTIUNEA DE DEZVOLTARE

02

Denumirea indicatorului	Cod Rand	Credite de angajament aprobate la finele perioadei de raportare	Credite de angajament trimestriale cumulate	Credite bugetare aprobate la finele perioadei de raportare	Credite bugetare trimestriale cumulate	Angajamente bugetare	Angajamente legale	Plati efectuate	Angajamente legale de platit	Cheltuieli efective
A	B	1	2	3	4	5	6	7	8	9
TOTAL CHELTUIELI (01+60+61+70+79+82+85)Sectiune de dezvoltare	00	28,839,920	28,833,870	135,222,360	94,355,690	34,470,643	34,470,643	32,653,136	1,817,507	22,988,179
01. CHELTUIELI CURENTE (01=10+20+30+40+50+51+55+56+57+59 +65)	01	0	0	60,977,420	45,477,210	20,720,045	20,720,045	20,661,036	59,009	8,093,132
TITLUL VI TRANSFERURI INTRE UNITATI ALE ADMINISTRATIEI PUBLICE	51	0	0	7,610,230	2,149,230	756,337	756,337	731,337	25,000	756,337
Transferuri de capital	51.02	0	0	7,610,230	2,149,230	756,337	756,337	731,337	25,000	756,337
Transferuri pentru finantarea investitiilor la spitale	51.02.12	0	0	1,048,620	1,047,620	199,010	199,010	199,010	0	199,010
Transferuri de la bugetul de stat catre bugetele locale pentru finantarea aparaturii medicale si echipamentelor de comunicatii in urgenta in sanatate	51.02.22	0	0	5,400,000	0	0	0	0	0	0
Alte transferuri de capital catre institutii publice	51.02.29	0	0	1,161,610	1,101,610	557,327	557,327	532,327	25,000	557,327
TITLUL VII ALTE TRANSFERURI (cod 55.01 la 55.04)	55	0	0	710,500	702,500	532,500	532,500	532,500	0	532,500

A. Transferuri interne (cod 55.01.01 la 55.01.03+55.01.05 la 55.01.10+ 55.01.12 la 55.01.20+55.01.26+ 55.01.28+55.01.29+55.01.41+ 55.01.42+55.01.46 la 55.01.55+ 55.01.57 la 55.01.61+55.01.66+55.01.70+55.01.71+ 55.01.72+55.01.74 la 55.01.81)	55.01	0	0	710,500	702,500	532,500	532,500	532,500	0	532,500
Investiții ale agenților economici cu capital de stat	55.01.12	0	0	710,500	702,500	532,500	532,500	532,500	0	532,500
TITLUL X Proiecte cu finanțare din fonduri externe nerambursabile aferente cadrului financiar 2014-2020 (cod 58.01 la 58.17+58.19 la 58.39)	58	0	0	52,656,690	42,625,480	19,431,208	19,431,208	19,397,199	34,009	6,804,295
Programe din Fondul European de Dezvoltare Regională (FEDR)	58.01	0	0	44,075,160	34,812,280	17,402,508	17,402,508	17,368,499	34,009	6,448,991
Finanțarea națională	58.01.01	0	0	4,640,970	3,569,800	1,927,818	1,927,818	1,910,852	16,966	837,727
Finanțare externă nerambursabilă	58.01.02	0	0	39,434,190	31,242,480	15,474,690	15,474,690	15,457,647	17,043	5,611,264
Programe din Fondul Social European (FSE)	58.02	0	0	5,617,060	4,848,730	882,067	882,067	882,067	0	329,432
Finanțarea națională	58.02.01	0	0	608,950	599,780	94,072	94,072	94,072	0	14,890
Finanțare externă nerambursabilă	58.02.02	0	0	5,008,110	4,248,950	787,995	787,995	787,995	0	314,542
Programe Instrumentul European de Vecinătate (ENI)	58.12	0	0	2,489,650	2,489,650	876,577	876,577	876,577	0	22,401
Finanțare externă nerambursabilă	58.12.02	0	0	2,489,650	2,489,650	876,577	876,577	876,577	0	22,401
Mecanismul pentru Interconectarea Europei	58.30	0	0	474,820	474,820	270,056	270,056	270,056	0	3,471
Finanțare externă nerambursabilă	58.30.02	0	0	474,820	474,820	270,056	270,056	270,056	0	3,471
Titlul XII Proiecte cu finanțare din sumele reprezentând asistența financiară nerambursabilă aferentă PNRR (cod 60.01 la 60.11)	60	0	0	9,500,000	4,500,000	0	0	0	0	0
Fonduri europene nerambursabile	60.01	0	0	7,650,000	3,625,000	0	0	0	0	0
Sume aferente TVA	60.03	0	0	1,850,000	875,000	0	0	0	0	0
Titlul XIII Proiecte cu finanțare din sumele aferente componentei de împrumut a PNRR (cod 61.01 la 61.09)	61	0	0	27,342,000	13,621,000	1,199,833	1,199,833	1,199,833	0	0
Fonduri din împrumut rambursabil	61.01	0	0	22,900,000	11,450,000	1,013,531	1,013,531	1,013,531	0	0
Sume aferente TVA	61.03	0	0	4,442,000	2,171,000	186,302	186,302	186,302	0	0
70. CHELTUIELI DE CAPITAL (70=71+72+75)	70	28,839,920	28,833,870	37,402,940	30,757,480	12,751,936	12,751,936	10,993,438	1,758,498	14,895,047

TITLUL XV ACTIVE NEFINANCIARE (cod 71.01 la 71.03)	71	28,839,920	28,833,870	37,252,940	30,607,480	12,751,936	12,751,936	10,993,438	1,758,498	14,895,047
Active fixe	71.01	28,839,920	28,833,870	37,252,940	30,607,480	12,751,936	12,751,936	10,993,438	1,758,498	14,895,047
Constructii	71.01.01	28,160,220	28,160,220	36,137,630	29,648,220	12,550,286	12,550,286	10,791,788	1,758,498	14,258,218
Masini, echipamente si mijloace de transport	71.01.02	225,980	219,930	451,590	445,540	60,611	60,611	60,611	0	341,756
Mobilier, aparatura birotica si alte active corporale	71.01.03	143,000	143,000	202,000	202,000	9,282	9,282	9,282	0	170,478
Alte active fixe	71.01.30	310,720	310,720	461,720	311,720	131,757	131,757	131,757	0	124,595
TITLUL XVI ACTIVE FINANCIARE (cod 72.01)	72	0	0	150,000	150,000	0	0	0	0	0
Active financiare	72.01	0	0	150,000	150,000	0	0	0	0	0
Participare la capitalul social al societăților comerciale	72.01.01	0	0	150,000	150,000	0	0	0	0	0
TITLUL XXI PLATI EFECTUATE IN ANII PRECEDENTI SI RECUPERATE IN ANUL CURENT (cod 85.01)	85	0	0	0	0	-201,171	-201,171	-201,171	0	0
Plati efectuate in anii precedenti si recuperate in anul curent	85.01	0	0	0	0	-201,171	-201,171	-201,171	0	0
Plati efectuate in anii precedenti si recuperate in anul curent in sectiunea de dezvoltare a bugetului local	85.01.02	0	0	0	0	-201,171	-201,171	-201,171	0	0

Primar

Cosmin Ionut Andrei



Director economic

Mirela Gheorghita

Centralizat UAT Botosani

Contul de executie a bugetului fondurilor externe nerambursabile- venituri

30 Iunie 2023

Cod Anexa: Anexa 17

Denumirea indicatorului	Cod Rand	Prevederi bugetare anuale aprobate la finele perioadei de raportare	Prevederi bugetare trimestriale cumulate	Drepturi constatate Total, din care:	Drepturi constatate din anii precedenti	Drepturi constatate din anul curent	Incasari realizate	Stingeri pe alte cai decat incasari	Drepturi constatate de incasat
A	B	1	2	3	4	5	6	7	8
TOTAL VENITURI -3	00.01	3,221,396	3,221,396.00	3,191,396.00	0.00	3,191,396.00	3,191,396.00	0.00	0.00
I. VENITURI CURENTE	00.02	30,000	30,000.00	0.00	0.00	0.00	0.00	0.00	0.00
C. VENITURI NEFISCALE	00.12	30,000	30,000.00	0.00	0.00	0.00	0.00	0.00	0.00
C2. VANZARI DE BUNURI SI SERVICII	00.14	30,000	30,000.00	0.00	0.00	0.00	0.00	0.00	0.00
Transferuri voluntare, altele decat subventiile	37.08	30,000	30,000.00	0.00	0.00	0.00	0.00	0.00	0.00
Sume primite de administratiile locale in cadrul unor programe cu finantare nerambursabila	37.08.06	30,000	30,000.00	0.00	0.00	0.00	0.00	0.00	0.00
IV. SUBVENTII	00.17	478,710	478,710.00	478,709.00	0.00	478,709.00	478,709.00	0.00	0.00
Subventii de la bugetul de stat	42.08	478,710	478,710.00	478,709.00	0.00	478,709.00	478,709.00	0.00	0.00
Cofinantare publica acordata in cadrul Mecanismelor financiare Spatiul Economic European si Norvegian 2014-2021	42.08.75	478,710	478,710.00	478,709.00	0.00	478,709.00	478,709.00	0.00	0.00
Sume primite de la UE/alti donatori in contul platilor efectuate si prefinantari aferente cadrului financiar 2014-2020	48.08	2,712,686	2,712,686.00	2,712,687.00	0.00	2,712,687.00	2,712,687.00	0.00	0.00
Mecanismele financiare Spatiul Economic European si Norvegian 2014-2021	48.08.31	2,712,686	2,712,686.00	2,712,687.00	0.00	2,712,687.00	2,712,687.00	0.00	0.00
Prefinantare	48.08.31.03	2,712,686	2,712,686.00	2,712,687.00	0.00	2,712,687.00	2,712,687.00	0.00	0.00

SECTIUNEA DE DEZVOLTARE

Denumirea indicatorului	Cod Rand	Prevederi bugetare anuale aprobate la finele perioadei de raportare	Prevederi bugetare trimestriale cumulate	Drepturi constatate Total, din care:	Drepturi constatate din anii precedenti	Drepturi constatate din anul curent	Incasari realizate	Stingeri pe alte cai decat incasari	Drepturi constatate de incasat
A	B	1	2	3	4	5	6	7	8
TOTAL VENITURI -3Sectiune de dezvoltare	00.01	3,221,396	3,221,396	3,191,396	0	3,191,396	3,191,396	0	0
I. VENITURI CURENTE	00.02	30,000	30,000	0	0	0	0	0	0
C. VENITURI NEFISCALE	00.12	30,000	30,000	0	0	0	0	0	0
C2. VANZARI DE BUNURI SI SERVICII	00.14	30,000	30,000	0	0	0	0	0	0
Transferuri voluntare, altele decat subventiile	37.08	30,000	30,000	0	0	0	0	0	0
Sume primite de administratiile locale in cadrul unor programe cu finantare nerambursabila	37.08.06	30,000	30,000	0	0	0	0	0	0
IV. SUBVENTII	00.17	478,710	478,710	478,709	0	478,709	478,709	0	0
Subventii de la bugetul de stat	42.08	478,710	478,710	478,709	0	478,709	478,709	0	0
Cofinantare publica acordata in cadrul Mecanismelor financiare Spatiul Economic European si Norvegian 2014-2021	42.08.75	478,710	478,710	478,709	0	478,709	478,709	0	0
Sume primite de la UE/alti donatori in contul platilor efectuate si prefinantari aferente cadrului financiar 2014-2020	48.08	2,712,686	2,712,686	2,712,687	0	2,712,687	2,712,687	0	0
Mecanismele financiare Spatiul Economic European si Norvegian 2014-2021	48.08.31	2,712,686	2,712,686	2,712,687	0	2,712,687	2,712,687	0	0
Prefinantare	48.08.31.03	2,712,686	2,712,686	2,712,687	0	2,712,687	2,712,687	0	0

Primar
Cosmin Ionut Andrei



Director economic

Mirela Gheorghita

Centralizat UAT Botosani

Contul de executie a bugetului fondurilor nerambursabile - cheltuieli

30 Iunie 2023

Cod Anexa: Anexa 18

02

Denumirea indicatorului	Cod Rand	Credite de angajament aprobate la finele perioadei de raportare	Credite de angajament trimestriale cumulate	Credite bugetare aprobate la finele perioadei de raportare	Credite bugetare trimestriale cumulate	Angajamente bugetare	Angajamente legale	Plati efectuate	Angajamente legale de platit	Cheltuieli efective
A	B	1	2	3	4	5	6	7	8	9
Total	00.08	0	0.00	3,221,396.00	3,221,396.00	78,343.00	78,343.00	78,343.00	0.00	0.00
Partea a III-a CHELTUIELI SOCIAL-CULTURALE	63.08	0	0.00	30,000.00	30,000.00	0.00	0.00	0.00	0.00	0.00
Asigurari si asistenta sociala	68.08	0	0.00	30,000.00	30,000.00	0.00	0.00	0.00	0.00	0.00
Alte cheltuieli in domeniul asigurarilor si asistentei sociale	68.08.50	0	0.00	30,000.00	30,000.00	0.00	0.00	0.00	0.00	0.00
Alte cheltuieli in domeniul asistentei sociale	68.08.50.50	0	0.00	30,000.00	30,000.00	0.00	0.00	0.00	0.00	0.00
Partea a IV-a SERVICII SI DEZVOLTARE PUBLICA, LOCUINTE, MEDIU SI APE	70.00	0	0.00	3,191,396.00	3,191,396.00	78,343.00	78,343.00	78,343.00	0.00	0.00
Protectia mediului	74.08	0	0.00	3,191,396.00	3,191,396.00	78,343.00	78,343.00	78,343.00	0.00	0.00
Alte servicii in domeniul protectiei mediului	74.08.50	0	0.00	3,191,396.00	3,191,396.00	78,343.00	78,343.00	78,343.00	0.00	0.00
Partea a VII-a REZERVE, EXCEDENT/DEFICIT	96.08	0	0.00	0.00	0.00	0.00	0.00	3,113,053.00	0.00	0.00
Excedent	98.08	0	0.00	0.00	0.00	0.00	0.00	3,113,053.00	0.00	0.00

Primar

Cosmin Ionut Andrei



Director economic

Mirela Gheorghita