

PRIMĂRIA MUNICIPIULUI BOTOȘANI
 str. Piața Revoluției nr.1, cod postal 710236
 tel/fax: 0231.502200/0231.531595
 e-mail: primaria@primariabt.ro
 cod CAEN: 8411

BILANT

Inchelat la data de 31 decembrie 2023

TOTAL

Nr. crt.	DENUMIREA INDICATORILOR	Cod rand	lei	
			Sold la inceputul anului	Sold la sfarsitul perioadei
A	B	C	1	2
A.	ACTIVE	01	X	X
I.	ACTIVE NECURENTE	02	X	X
1.	Active fixe necorporale (ct.2030000+2050000+2060000+2080100+2080200+ 2330000 -2800300-2800500-2800800-2900400-2900500-2900800-2930100*)	03	3,955,022	5,798,130
2.	Instalații tehnice, mijloace de transport, animale, plantații, mobilier, aparatură birotică și alte active corporale (ct.2130100+2130200+2130300+2130400+2140000+2310000 -2810300-2810400-2910300-	04	142,798,902	149,794,773
3.	Terenuri și clădiri (ct.2110100+2110200+2120000+2310000-2810100-2810200 -2910100-2910200-2930200)	05	2,949,784,514	3,028,744,168
4.	Alte active nefinanciare (ct.2150000)	06	0	0
5.	Active financiare necurente (Investiții pe termen lung) peste un an (ct.2600100+2600200+2600300+2650000+ 2670201+ 2670202+ 2670203+2670204+2670205+2670208 - 2960101-2960102 -2960103 -2960200), din care:	07	16,010,548	16,160,548
	Titluri de participare (ct.2600100+2600200+2600300-2960101-2960102-2960103)	08	16,010,548	16,160,548
6.	Creanțe necurente – sume ce urmează a fi încasate după o perioadă mai mare de un an (ct.4110201+4110208+4130200+4280202+4610201+ 4610209 - 4910200 - 4960200), din care:	09	0	0
	Creanțe comerciale necurente – sume ce urmează a fi încasate după o perioadă mai mare de un an (ct. 4110201+4110208+4130200+4610201 - 4910200 -4960200)	10	0	0
7.	TOTAL ACTIVE NECURENTE (rd.03+04+05+06+07+09)	15	3,112,548,986	3,200,497,619
	ACTIVE CURENTE	18	X	X
1.	Stocuri (ct. 3010000+3020100+3020200+3020300+3020400+3020500+3020600+3020700+3020800+3020900+3030100+3030200+3040100+3040200+3050100+3050200+3070000+3090000+3310000+3320000+3410000+3450000+3460000+3470000+3490000+3510100+3510200+3540100+3540500+3540600+3560000+3570000+3580000+3590000+3610000+3710000+ 3810000+/-3480000+/-3780000-3910000-3920100-3920200-3920300-3930000-3940100-3940500-3940600-3950100-3950200-3950300-3950400-3950600-3950700-3950800-3960000-3970000-3980000-4420803)	19	45,098,183	44,627,540
2.	Creanțe curente – sume ce urmează a fi încasate într-o perioadă mai mică de un an- Creanțe din operațiuni comerciale, avansuri și alte decontări (ct.2320000+2340000+4090101+4090102+4110101+ 4110108+ 4130100+ 4180000+4250000+4280102+4610101+ 4610109 +4730109**+4810101+ 4810102+ 4810103+4810200+ 4810300+4810900+ 4820000+ 4830000 + 4890000 - 4910100- 4960100+5120800), din care:	20	X	X
	Decontări privind încheierea execuției bugetului de stat din anul curent (ct.4890000)	21.1	0	0
	Creanțe comerciale și avansuri (ct.2320000+2340000+4090101+4090102+ 4110101+ 4110108+ 4130100 +4180000+4810101 - 4910100 - 4960100), din care :	22	5,046,880	5,321,685
	Avansuri acordate	22.1	1,023,229	529,383
	Creanțe bugetare (ct. 4310100**+4310200**+4310300**+4310400**+ 4310500**+4310700**+4370100**+4370200**+ 4370300**+ 4420400+ 4420800**+ 4440000**+ 4460000**+ 4480200+ 4610102+ 4630000+ 4640000 + 4650100+4650200+4660401+ 4660402+ 4660500+ 4660900+ 4810101**+ 4810102**+ 4810103**+ 4810900**+ 4820000** - 4970000), din care:	23	87,490,455	91,267,824
	Creanțele bugetului general consolidat (ct.4630000+4640000+4650100+4650200+4660401+4660402+ 4660500+ 4660900 - 4970000)	24	86,967,225	90,690,577
	Creanțe din operațiuni cu fonduri externe nerambursabile și fonduri de la buget (ct.4500100+4500300+4500501+4500502+4500503+ 4500504+ 4500505+4500700+ 4510100+4510300 + 4510500 +4530100+ 4540100+4540301+4540302+ 4540501+ 4540502+4540503+ 4540504+4550100+ 4550301+4550302+ 4550303+ 4560100+ 4560303+ 4560309+ 4570100+4570201+4570202+4570203+ 4570205+4570206+4570209+4570301+4570302+ 4570309+ 4580100+ 4580301+4580302+ 4610103+ 4730103** +4740000+ 4760000), din care:	25	11,411,359	39,402,706
	Sume de primit de la Comisia Europeană / alți donatori(ct.4500100+4500300+4500501+4500502+4500503+ 4500504+ 4500505+4500700)	26	3,030,801	15,928,170
	Împrumuturi pe termen scurt acordate (ct.2670101+2670102+2670103+2670104+2670105+ 2670108+ 2670601 +2670602+ 2670603+2670604+ 2670605+ 2670609+ 4680101+ 4680102 +4680103+ 4680104 +4680105+4680106+ 4680107+ 4680108+ 4680109 + 4690103+4690105+ 4690106+ 4690108+ 4690109)	27	0	0
	Total creanțe curente (rd. 21+23+25+27)	30	173,010,965	138,207,453
3.	Investiții pe termen scurt (ct.5050000-5950000)	31	0	0
4.	Conturi la trezorerii și instituții de credit :	32	X	X

Nr. crt.	DENUMIREA INDICATORILOR	Cod rand	Sold la inceputul	Sold la sfarsitul
	Conturi la trezorerie, casa în lei (ct. 510000+5120101+5120501+5130101+5130301+5130302+5140101+5140301+5140302+5150101+5150103+5150301+5150500+5150600+5160101+5160301+5160302+5170101+5170301+5170302+5200100+5210100+5210300+5230000+5250101+5250102+5250301+5250302+5250400+5260000+5270000+5280000+5290101+5290201+5290301+5290400+5290901+5310101+5500101+5520000+5550101+5550400+5570101+5580101+5580201+5590101+5600101+5600300+5600401+5610100+5610300+5620100+5620101+5620300+5620401+5710100+5710300+5710400+5740101+5740102+5740301+5740302+5740400+5750100+5750300+5750400-7700000)	33	45,452,708	28,900,825
	Dobândă de încasat, alte valori, avansuri de trezorerie (ct.5180701+5320100+5320200+5320300+5320400+ 5320500+ 5320600+ 5320600+5420100)	33.1	1,073,831	1,273,042
	depozite	34	X	X
	Conturi la instituții de credit, BNR, casă în valută (ct. 5110101+5110102+5120102+5120402+5120502+ 5130102+ 5130202+5140102+5140202+5150102+5150202+ 5150302+ 5160102+5160202+5170102+5170202+5290102+ 5290202+ 5290302+5290902+5310402+5410102+5410202+ 5500102+ 5550102+5550202+5570202+5560102+5560202+ 5580302+5580303+5590102+5590202+5600102+5600103+ 5600402+5620102+5620103+5620402)	35	469,165	563,504
	Dobândă de încasat, avansuri de trezorerie (ct.5180702+5420200)	35.1	0	0
	depozite	36	X	X
	Total disponibilități și alte valori (rd.33+33.1+35+35.1)	40	46,995,704	30,757,371
5	Conturi de disponibilități ale Trezoreriei Centrale și ale trezoreriilor teritoriale (ct.5120600+5120700+5120901+5120902+5121000+ 5240100+ 5240200+5240300-7700000)	41	0	0
	Dobândă de încasat, alte valori, avansuri de trezorerie (ct. 5320400+5180701+5180702)	41.1	0	0
6	Cheptuiri în avans (ct. 4710000)	42	1,569,021	148,145
7	TOTAL ACTIVE CURENTE (rd.19+30+31+40+41+41.1+42)	45	266,673,873	213,738,509
8	TOTAL ACTIVE (rd.15+45)	46	3,379,222,859	3,414,236,128
B.	DATORII	50	X	X
	DATORII NECURENTE- sume ce urmează a fi plătite după o perioadă mai mare de un an	51	X	X
1.	Sume necurente- sume ce urmează a fi plătite după o perioadă mai mare de un an (ct.2690200+4010200+4030200+4040200+4050200+4280201+ 4620201+ 4620209 + 5090000), din care:	52	2,479,841	1,194,857
	Personal - drepturi de natură salarială suplimentare (ct.4200201+4200202)	52.1	X	83,621
	Datorii comerciale (ct.4010200+4030200+ 4040200+4050200+ 4620201)	53	846,298	0
2.	Împrumuturi pe termen lung (ct.1610200+1620200+1630200+1640200+1650200 +1660201+ 1660202+1660203+ 1660204+1670201+ 1670202+1670203 +1670208 +1670209-1690200)	54	54,567,338	48,649,410
3.	Provizioane (ct. 1510201+1510202+1510203+1510204+1510208)	55	0	0
	TOTAL DATORII NECURENTE (rd.52+54+55)	58	57,047,179	49,927,888
	DATORII CURENTE- sume ce urmează a fi plătite într-o perioadă de până la un an	59	X	X
1	Datorii comerciale, avansuri și alte decontări (ct.2690100+4010100+4030100+4040100+4050100+ 4080000+ 4190000+ 4620101+4620109+4730109+ 4810101+4810102+ 4810103+4810200+ 4810300+ 4810900+4820000+ 4830000+ 4890000+ 5090000+ 5120800), din care:	60	67,992,526	87,374,122
	Decontări privind încheierea execuției bugetului de stat din anul curent (ct.4890000)	60.1	0	0
	Datorii comerciale și avansuri (ct. 4010100+4030100+4040100+4050100+ 4080000+ 4190000+ 4620101), din care:	61	1,985,327	14,867,328
	Avansuri primite (ct. 4190000)	61.1	0	0
2	Datorii către bugete (ct. 4310100+4310200+4310300+4310400+4310500+ 4310700+4370100+4370200+4370300+4400000+4410000+ 4420300+4420801+4440000+4460100+4460200+ 4480100+4550501+ 4550502+4550503+4620109+4670100+ 4670200+4670300+ 4670400+4670500+4670900+ 4730109+4810900), din care:	62	6,044,049	6,478,336
	Datoriile instituțiilor publice către bugete	63	X	X
	Contribuții sociale (ct.4310100+4310200+4310300+4310400+ 4310500+ 4310700+ 4370100+ 4370200+4370300)	63.1	3,389,279	3,820,205
	Sume datorate bugetului din Fonduri externe nerambursabile (ct.4550501+4550502+4550503)	64	0	0
3	Datorii din operațiuni cu Fonduri externe nerambursabile și fonduri de la buget, alte datorii către alte organisme internaționale (ct.4500200+4500400+4500600+4510200+ 4510401+4540402+ 4540409+4510601+4510602 + 4510603+4510605+4510606+ 4510609+ 4520100 + 4520200+4530200+4540200+ 4540401+ 4540402+ 4540601+4540602+4540603+ 4550200+ 4550401+ 4550402+4550403+4550404+4560400+ 4580401+ 4580402+ 4580501+4580502+4590000+ 4620103+ 4730103)	65	15,852,793	53,854,754
	din care: sume datorate Comisiei Europene / alți donatori (ct.4500200+4500400+4500600+4590000+ 4620103)	66	0	0
4	Împrumuturi pe termen scurt - sume ce urmează a fi plătite într-o perioadă de până la un an (ct.5180601+5180603+5180604+5180605+5180606 + 5180608+ 5180609+5180800+5190101+5190102 + 5190103+ 5190104+ 5190105+ 5190106+ 5190107+ 5190108+5190109+5190110+ 5190180+ 5190190)	70	0	0

lei

Nr. crt.	DENUMIREA INDICATORILOR	Cod rand	Sold la inceputul	Sold la sfarsitul
5	Împrumuturi pe termen lung – sume ce urmează a fi plătite în cursul exercițiului curent (ct.1610100+1620100+1630100+1640100+1650100+ 1660101+ 1660102 +1660103+1660104+1670101+1670102+1670103+ 1670108+1670109+ 1680100 + 1680200+1680300 +1680400+ 1680500+1680701+1680702+ 1680703+1680708+1680709 -1690100)	71	0	0
6	Salariile angajaților (ct.4210000+4230000+4260000+4270100+ 4270300+ 4280101)	72	5,694,602	6,533,681
	Personal - drepturi de natură salarială suplimentare (ct.4200101+4200102)	72.1	X	0
7	Alte drepturi cuvenite altor categorii de persoane (pensii, indemnizații de șomaj, burse) (ct.4220100+4220200+4240000+4260000+4270200+ 4270300+ 4290000+ 4380000), din care:	73	1,631,878	1,944,469
	Pensii, indemnizații de șomaj, burse	73.1	X	X
8	Venituri în avans (ct.4720000)	74	1,212,405	1,367,318
9	Provizioane (ct.1510101+1510102+1510103+1510104+ 1510108)	75	0	0
10	TOTAL DATORII CURENTE (rd.60+62+65+70+71+72+73+74+75)	78	98,428,253	157,552,680
11	TOTAL DATORII (rd.58+78)	79	155,475,432	207,480,568
12	ACTIVE NETE = TOTAL ACTIVE – TOTAL DATORII = CAPITALURI PROPRII (rd.80= rd.46-79 = rd.90)	80	3,223,747,427	3,206,755,560
C.	CAPITALURI PROPRII	83	X	X
1.	Rezerve, fonduri (ct.1000000+1010000+1020101+1020102+1030000+1040101+1040102+1050100+1050200+1050300+1050400+1050500+1060000+ 1320000+ 1330000+1390100)	84	2,957,681,034	2,969,745,762
2.	Rezultatul reportat (ct.1170000- sold creditor)	85	248,829,498	192,456,337
3.	Rezultatul reportat (ct.1170000- sold debitor)	86	0	0
4.	Rezultatul patrimonial al exercitiului (ct.1210000- sold creditor)	87	17,236,895	44,553,461
5.	Rezultatul patrimonial al exercitiului (ct.1210000- sold debitor)	88		
6.	TOTAL CAPITALURI PROPRII (rd.84+85-86+87-88)	90	3,223,747,427	3,206,755,560

Primar,
COSMIN-IONUT ANDREI



Director economic,
Mirela Elena Gheorghita

CONTUL DE REZULTAT PATRIMONIAL
la data de 31 decembrie 2023

cod 02

lei

Nr. crt.	DENUMIREA INDICATORILOR	Cod rand	An precedent	An curent
A	B	C	1	2
I.	VENITURI OPERATIONALE	01		
1.	Venituri din impozite, taxe, contribuții de asigurări și alte venituri ale bugetelor (ct.7300100+7300200+7310100+7310200+7320100+ 7330000+ 7340000+ 7350100+7350200+7350300+7350400+ 7350500+ 7350600+7360100+7390000+7450100+7450200+ 7450300+ 7450400+ 7450500+7450900+ 7460100+ 7460200+ 7460300+ 7460900)	02	236,361,244	235,679,076
2.	Venituri din activități economice (ct.7210000+7220000+7510100+ 7510200+/-7090000)	03	38,881,956	46,154,669
3.	Finanțări, subvenții, transferuri, alocații bugetare cu destinație specială (ct. 7510500+7710000+7720100+7720200+7740100+7740200+7750000+7760000+7780000+7790000+7790101+7790109)	04	86,794,170	128,065,316
4.	Alte venituri operaționale (ct.7140000+7180000+7500000+7510300+7510400+7810200+7810300 +7810401+7810402+7770000)	05	31,158,228	36,276,649
	TOTAL VENITURI OPERAȚIONALE (rd.02+03+04+05)	06	393,195,598	446,175,710
II.	CHELTUIELI OPERATIONALE	07		0
1.	Salariile și contribuțiile sociale aferente angajaților (ct.6410000+6420000+6450100+6450200+6450300+ 6450400+ 6450500+6450600+ 6450800+6460000+6470000)	08	117,442,500	130,047,607
2.	Subvenții și transferuri (ct.6700000+6710000+6720000+6730000+6740000+ 6750000+ 6760000+ 6770000+ 6780000+6790000)	09	89,153,626	101,950,030
3.	Stocuri, consumabile, lucrări și servicii executate de terți (ct. 6010000+6020100+6020200+6020300+6020400+6020500+6020600+6020700+6020800+6020900+6030000+6060000+6070000+6080000+6090000+6100000+6110000 +6120000+6130000+6140000+6220000+6230000+6240100+6240200+6260000+6270000+6280000+6290100+6290200)	10	159,849,237	141,063,030
4.	Cheltuieli de capital, amortizări și provizioane (ct. 6290200+6810100+6810200+6810300+6810401+6810402+6820101+6820109+6820200+68890100+6890200)	11	22,237,457	30,616,095
5.	Alte cheltuieli operaționale (ct.6350000+6540000+6580101+6580109)	12	4,580,200	13,416,746
	TOTAL CHELTUIELI OPERATIONALE (rd. 08+09+10+11+12)	13	393,263,020	417,093,508
III.	REZULTATUL DIN ACTIVITATEA OPERATIONALA	14	67,422	29,082,202
	- EXCEDENT (rd. 06-rd. 13)	15	FALSE	29,082,202
	- DEFICIT (rd. 13-rd.06)	16	67,422	FALSE
IV.	VENITURI FINANCIARE (ct. 7630000+7640000+7650100+7650200+7660000+7670000+7680000+7690000+7860300+7860400)	17	14,073,983	18,481,208
V.	CHELTUIELI FINANCIARE (ct. 6630000+6640000+6650100+6650200+6660000+6670000+ 6680000+6690000+6860300+6860400+6860800)	18	2,686,942	3,410,043
VI.	REZULTATUL DIN ACTIVITATEA FINANCIARA	19	11,387,041	15,071,165
	- EXCEDENT (rd. 17-rd.18)	20	11,387,041	15,071,165
	- DEFICIT (rd. 18-rd.17)	21	FALSE	FALSE
VII.	REZULTATUL DIN ACTIVITATEA CURENTA(rd.14+rd.19)	22	11,454,463	44,153,367
	- EXCEDENT (rd. 15+ 20 -16-21)	23	11,319,619	44,153,367
	- DEFICIT (rd. 16 +21-15- 20)	24	FALSE	FALSE
VIII.	VENITURI EXTRAORDINARE (ct.7910000)	25	5,917,276	447,562
IX.	CHELTUIELI EXTRAORDINARE (ct.6900000+6910000)	26	0	47,468
X.	REZULTATUL DIN ACTIVITATEA EXTRAORDINARA	27	5,917,276	400,094
	- EXCEDENT (rd. 25 - rd.26)	28	5,917,276	400,094
	- DEFICIT (rd. 26 - rd.25)	29	FALSE	FALSE
XI.	REZULTATUL PATRIMONIAL AL EXERCITIULUI (BRUT)	29.1	17,236,895	44,553,461
	- EXCEDENT (rd. 23+28-24-29)	29.2	17,236,895	44,553,461
	- DEFICIT (rd. 24+29-23-28)	29.3	FALSE	FALSE
	Cheltuieli cu impozitul pe profit (din ct.635*)	29.4		
XII.	REZULTATUL PATRIMONIAL AL EXERCITIULUI (NET)	30	17,236,895	44,553,461
	- EXCEDENT (rd. 29.2-rd. 29.4)	31	17,236,895	44,553,461
	- DEFICIT (rd. 29.3 + rd. 29.4)	32	0	0

*) Notă: Se determină potrivit art.13 alin.(2) lit.b) din Legea nr. 227/2015 privind Codul Fiscal.
Datele se preiau până la 10 octombrie din contul 6350000, iar după această dată din contul 6350200

Primar,
COSMIN-IONUT ANDREI

Director economic,
Mirela Elena Gheorghită

SITUAȚIA FLUXURILOR DE TREZORERIE la data de 31 decembrie 2023

-lei-

DENUMIREA INDICATORULUI	Cod rând	TOTAL	CASA ct. 5310101	Buget de stat *) ct. 5200100/ 7700000 Sursa A	Buget local ct. 5210100/ 7700000 Sursa A	Buget instituții publice finanțate integral din venituri proprii ct. 5600101/ 7700000 Sursa F	Buget instituții publice finanțate din venituri proprii și subvenții ct. 5610100/ 7700000 Sursa G	Buget activității finanțate din venituri proprii ct. 5620101/ 7700000 Sursa E	Buget imprumu turii interne și externe ct. 5130101+ 5140101+ 5160101+ 5170101/ 7700000 Sursa B + C	Buget fonduri externe nerambursabile (sursa D) ct. 5150103/ 7700000 Sursa D	Alte disponibilități (ct. 5xx)
A	B	1=2+3+...+15	2	3	4	10	11	12	13	14	15
I. NUMERAR DIN ACTIVITATEA OPERAȚIONALĂ	1										
1. Încasări	2	539,746,995	72,493,424	0	320,203,295	58,528,202	55,289,223	6,783,527		2,828,155	23,621,169
2. Plăți	3	441,390,897	72,493,424	0	238,671,313	46,238,347	56,113,288	6,557,846	0	58,199	21,258,480
3. Numerar net din activitatea operațională (rd. 02- rd.03)	4	98,356,098	0	0	81,531,982	12,289,855	-824,065	225,681	0	2,769,956	2,362,689
II. NUMERAR DIN ACTIVITATEA DE INVESTIȚII	5										
1. Încasări	6	4,294,071	0	0	4,294,071	0	0	0	0	0	0
2. Plăți	7	110,646,702	0	0	93,854,572	10,368,867	1,531,826	48,737	4,460,907	381,793	0
3. Numerar net din activitatea de investiții (rd.06-07)	8	-106,352,631	0	0	-89,560,501	-10,368,867	-1,531,826	-48,737	-4,460,907	-381,793	0
III. NUMERAR DIN ACTIVITATEA DE FINANȚARE	9										
1. Încasări	10	4,460,907	0	0	0	0	0	0	4,460,907	0	0
2. Plăți	11	13,016,257	0	0	13,016,257	0	0	0	0	0	0
3. Numerar net din activitatea de finanțare (rd.10-rd.11)	12	-8,555,350	0	0	-13,016,257	0	0	0	4,460,907	0	0
IV. CREȘTEREA (DESCREȘTEREA) NETĂ DE NUMERAR ȘI ECHIVALENT DE NUMERAR (rd.04+rd.08+rd.12)	13	-16,551,883	0	0	-21,044,776	1,920,988	-2,355,891	176,944	0	2,388,163	2,362,689
V. NUMERAR ȘI ECHIVALENT DE NUMERAR LA ÎNCEPUTUL ANULUI	14	45,452,708	0	0	33,673,737	3,390,029	5,078,207	1,433,089	0	0	1,877,646
- sume recuperate din excedentul anului precedent**)	14.1	41,934,994	0	0	33,673,737	2,906,030	4,838,975	516,252	0	0	0
- sume utilizate din excedentul anului precedent**)	14.2	41,934,994	0	0	33,673,737	2,906,030	4,838,975	516,252	0	0	0
Sume transferate din disponibilul neutilizat la finele anului precedent***)	14.3	x	x	x	x	x	x	x	0	0	x
VI. NUMERAR ȘI ECHIVALENT DE NUMERAR LA SFÂRȘITUL PERIOADEI (rd.13+rd.14+14.1 - 14.2 - rd.14.3)	15	28,900,825	0	0	12,628,961	5,311,017	2,722,316	1,610,033	0	2,388,163	4,240,335

Primar
COSMIN-IONUT ANDREI

Director economic,
MIRELA ELENA GHEORGHITA

Viza trezoreriei
TREZORERIA BOTOSANI
CONTROL


SITUAȚIA FLUXURILOR DE TREZORERIE

la data de 31 decembrie 2023

cod 04

- lei -

DENUMIREA INDICATORILOR	Cod rand	TOTAL	cont 5310402	cont 550	cont 512	cont 515
A	B	1	2	3	4	5
I. NUMERAR DIN ACTIVITATEA OPERATIONALA	01					
1. Incasari	02	5,094,268		✓ 212,270	✓ 4,751,793	130,205
2. Plati	03	4,954,861		✓ 141,387	✓ 4,761,910	51,564
3. Numerar net din activitatea operationala (rd. 02-rd. 03)	04	139,407	0	70,883	-10,117	78,641
II. NUMERAR DIN ACTIVITATEA DE INVESTITII	05	0				
1. Incasari	06	0	0	0	0	0
2. Plati	07	25,068	0	0	0	25,068
3. Numerar net din activitatea de investitii (rd. 06-rd. 07)	08	-25,068	0	0	0	-25,068
III. NUMERAR DIN ACTIVITATEA DE FINANTARE	09	0				
1. Incasari	10	0	0	0	0	0
2. Plati	11	0	0	0	0	0
3. Numerar net din activitatea de finantare (rd. 10-rd.11)	12	0	0	0	0	0
IV. CRESTEREA(DESCRESTEREA) NETA DE NUMERAR SI ECHIVALENT DE NUMERAR (rd.04+rd.08+rd.12)	13	114,339	0	70,883	-10,117	53,573
V. NUMERAR SI ECHIVALENT DE NUMERAR LA INCEPUTUL ANULUI	14	469,165	0	326,723	19,423	123,019
1. Diferențe de curs favorabile	15	0	0	0	0	0
2. Diferențe de curs nefavorabile	16	0	0	0	0	0
VI. NUMERAR SI ECHIVALENT DE NUMERAR LA SFARSITUL PERIOADEI (rd. 13+14+15-16)	17	583,504		397,606	9,306	176,592



Director economic,
Mirela Elena Gheorghiiță

DISPONIBIL DIN MIJLOACE CU DESTINAȚIE SPECIALĂ

la data de 31 decembrie 2023

cod 05

lei

DENUMIREA INDICATORILOR	Nr.rand	Disponibil la inceputul anului	Încasări	Plăți	Disponibil la sfârșitul perioadei
A	B	1	2	3	4
TOTAL (rd.02 la 15)	01	1,168,760	16,376,286	15,815,237	1,729,809
-Sume primite ca donatii si sponsorizari (ct. 5500101, ct. 5500102/analitice distincte)	02	26,869	70,101	0	96,970
-Garantii materiale retinute gestionarilor conform Legii nr.22/1969 (ct. 5500101, ct. 5500102/analitice distincte)	03	326,612	209,916	138,922	397,606
Primăria Municipiului Botoșani		61,741	0	409	61,332
Politia Locala		7,576	756		8,332
Filarmonica Botoșani		0			0
DSP		73,076	34,133		107,209
Teatrul Mihai Eminescu		29,845	120,052	101,091	48,806
Teatrul de Păpuși		8,634	3,204		11,838
		0			0
Spitalul TBC		30,973	6,944	85	37,832
Spitalul de Specialitate		17,895	9,791	4,814	22,872
Învățământ		6,941	408	7	7,342
DSA		82,339	32,658	32,337	82,660
DAS		7,592	1,970	179	9,383
-Sume primite din fondurile de contrapartida constituite potrivit legii (ct. 5500101, ct. 5500102/analitice distincte)	04	0			0
-Paza obstesca comunala (ct. 5500101, ct. 5500102/analitice distincte)	05	0			0
-Disponibil din fonduri cu destinatie speciala reprezentand alocatia pentru nou-nascuti conform Legii 416/2001 (ct. 5500101, ct. 5500102/analitice distincte)	06	0			0
-Disponibil din fonduri cu destinatie speciala reprezentand sprijin producatorilor agricoli conform O.U.G.nr. 72/2003 (ct. 5500101, ct. 5500102/analitice distincte)	07	0			0
-Sume primite din credite externe contractate de stat pentru finantarea Programului de pietruire a drumurilor comunale (ct. 5500101, ct. 5500102/analitice distincte)	08	0			0
-Sume primite din fondul de tezaur	09	X	X	X	X
-Sume primite din rezultatul execuției bugetare din anii precedenți (ct. 5500101, ct. 5500102/analitice distincte)	10				
Alte disponibilitati cu destinatie speciala (ct. 5500101, ct. 5500102/analitice distincte)	11	815,279	16,096,269	15,676,315	1,235,233
- Primaria BT disponibil aferent mecanismului cererilor de plata		0	7,519,855	7,519,855	0
- Disponibil din fondul de intretinere si dezvoltare		398,659	1,345,136	1,004,285	739,510
- Disponibil conform HG 349/2005		416,620	79,103	0	495,723
- Disponibil cont colector DSP		0	7,152,175	7,152,175	0
- Alte disponibilități cu destinație specială Proiect NESES - DAS		0			0
- Disponibil Teatrul Mihai Eminescu - destinatie speciala		0			0
Disponibil din sume alocate din veniturii din privatizare conform O.G. nr. 31/2007 (ct. 5500101, ct. 5500102/analitice distincte)	12	0			0
preuniversitar (ct. 5500101, ct. 5500102/analitice distincte)	13	0	0	0	0
Disponibil din cofinantarea de la bugetul de stat (ct. 5500101, ct. 5500102/analitice distincte)	14				
Disponibil al institutiilor publice finantate integral de la bugetul local, din sume indisponibilizate pe baza de titluri executorii (ct. 5500101, ct. 5500102/analitice distincte)	15	0			0

Primar,
COSMIN-IONUȚ ANDREI

Director economic,
Mirela Elena Gheorghită

**VENITURI, CHELTUIELI ȘI EXCEDENTE ALE BUGETELOR
LOCALE PE UNITĂȚI ADMINISTRATIV-TERITORIALE
la data de 31.12.2023**

cod 24

lei

DENUMIREA INDICATORILOR	Cod indicator	Nr. rând	Prevederi anuale	Realizat
III. MUNICIPII				
VENITURI TOTAL	00.01.02	57	409.750.690	324.497.366
Venituri proprii	48.02	58	204.894.130	203.866.301
1. Venituri curente, din care:	00.02.02	59	267.425.740	261.203.129
a) Cote și sume defalcate din impozitul pe venit	04.02	60	131.081.420	131.080.834
- Cote defalcate din impozitul pe venit	04.02.01	61	115.907.000	115.906.437
- Sume alocate din cotele defalcate din impozitul pe venit pentru echilibrarea bugetelor locale	04.02.04	62		
- Sume repartizate din Fondul la dispoziția Consiliului Județean	04.02.05	62.1	4.000.000	4.000.000
- Sume repartizate pentru finanțarea instituțiilor de spectacole și concerte	04.02.06	62.2	11.174.420	11.174.397
b) Sume defalcate din taxa pe valoarea adăugată	11.02	63	66.354.500	61.493.832
- Sume defalcate din taxa pe valoarea adăugată pentru finanțarea cheltuielilor descentralizate la nivelul județelor	11.02.01	64		
- Sume defalcate din taxa pe valoarea adăugată pentru finanțarea cheltuielilor descentralizate la nivelul comunelor, orașelor, municipiilor și sectoarelor Municipiului București	11.02.02	65	56.960.000	52.403.180
- Sume defalcate din taxa pe valoarea adăugată pentru drumuri	11.02.05	67	500.000	396.918
- Sume defalcate din taxa pe valoarea adăugată pentru echilibrarea bugetelor locale	11.02.06	68	4.704.500	4.704.500
- Sume defalcate din taxa pe valoarea adăugată pentru programul de dezvoltare a infrastructurii și a bazelor sportive din spațiul rural	11.02.07	69	X	X
Sume defalcate din taxa pe valoarea adăugată pentru finanțarea învățământului particular sau confesional acreditat	11.02.09	69.1	4.190.000	3.989.234
c) Transferuri voluntare, altele decât subvențiile	37.02	70	137.080	137.067
- Donații și sponsorizări	37.02.01	71	137.080	137.067
- Sume primite din Fondul de Solidaritate al Uniunii Europene	37.02.05	71.1		
- Alte transferuri voluntare	37.02.50	72		
2. Venituri din capital	39.00.02	73	3.959.970	4.294.071
3. Încasări din rambursarea împrumuturilor acordate, din care:	40.02	74	0	0
- Încasări din rambursarea împrumuturilor pentru înființarea unor instituții și servicii publice de interes local sau a unor activități finanțate integral din venituri proprii	40.02.06	75		
- Încasări din rambursarea microcreditelor de la persoane fizice și juridice	40.02.07	75.1		
- Împrumuturi temporare din trezoreria statului	40.02.10	76		
- Sume din excedentul anului precedent pentru acoperirea golurilor temporare de casă ale secțiunii de funcționare	40.02.11	77		

DENUMIREA INDICATORILOR	Cod indicator	Nr. rând	Prevederi anuale	Realizat
- Sume din excedentul anului precedent pentru acoperirea golurilor temporare de casă ale secțiunii de dezvoltare	40.02.13	77.1		
-Sume din excedentul bugetului local utilizate pentru finanțarea cheltuielilor secțiunii de dezvoltare	40.02.14	77.2		
- Sume primite în cadrul mecanismului decontării cererilor de plată	40.02.16	77.3		
- Încasări din rambursarea altor împrumuturi acordate	40.02.50	77.4		
4. Subvenții de la alte nivele ale administrației publice	42.00.02	78	62.322.330	22.554.833
- Subvenții de la bugetul de stat	42.02	79	60.811.430	21.365.455
- Subvenții de la alte administrații	43.02	80	1.510.900	1.189.378
5. Sume primite de la UE/alți donatori în contul plăților efectuate și prefinanțări	45.02	80.1		
6. Sume primite de la UE/alți donatori în contul plăților efectuate și prefinanțări aferente cadrului financiar 2014-2020	48.02	80.2	76.042.650	36.445.333
CHELTUIELI TOTAL	50.02	81	443.424.390	345.542.142
Excedent	98.02	82	-33.673.700	-21.044.776
Deficit	99.02	83		
EXCEDENT TOTAL CUMULAT (an curent și anii precedenți) din care:		84		12.628.961
Sume destinate implementării proiectelor ce beneficiază de finanțare din fonduri externe nerambursabile		84.1		
Sume alocate din fondul de intervenție la dispoziția Guvernului		84.2		
CORELAȚII				
VENITURI TOTAL	00.01.02	112	409.750.690	324.497.366
Venituri proprii	48.02	113	204.894.130	203.866.301
1. Venituri curente, din care:	00.02.02	114	267.425.740	261.203.129
a) Cote și sume defalcate din impozitul pe venit	04.02	115	131.081.420	131.080.834
- Cote defalcate din impozitul pe venit	04.02.01	116	115.907.000	115.906.437
- Sume alocate din cotele defalcate din impozitul pe venit pentru echilibrarea bugetelor locale	04.02.04	117	0	0
- Sume repartizate din Fondul la dispoziția Consiliului Județean	04.02.05	117.1	4.000.000	4.000.000
- Sume repartizate pentru finanțarea instituțiilor de spectacole și concerte	04.02.06	117.2	11.174.420	11.174.397
b) Sume defalcate din taxa pe valoarea adăugată	11.02	118	66.354.500	61.493.832
- Sume defalcate din taxa pe valoarea adăugată pentru finanțarea cheltuielilor descentralizate la nivelul județelor	11.02.01	119	0	0
- Sume defalcate din taxa pe valoarea adăugată pentru finanțarea cheltuielilor descentralizate la nivelul comunelor, orașelor, municipiilor, sectoarelor și Municipiului București	11.02.02	120	56.960.000	52.403.180
- Sume defalcate din taxa pe valoarea adăugată pentru drumuri	11.02.05	122	500.000	396.918
- Sume defalcate din taxa pe valoarea adăugată pentru echilibrarea bugetelor locale	11.02.06	123	4.704.500	4.704.500
- Sume defalcate din taxa pe valoarea adăugată pentru programul de dezvoltare a infrastructurii și a bazelor sportive din spațiul rural	11.02.07	124	X	X
Sume defalcate din taxa pe valoarea adăugată pentru finanțarea învățământului particular sau confesional acreditat	11.02.09	124.1	4.190.000	3.989.234

DENUMIREA INDICATORILOR	Cod indicator	Nr. rând	Prevederi anuale	Realizat
c) Transferuri voluntare, altele decât subvențiile	37.02	125	137.080	137.067
- Donații și sponsorizări	37.02.01	126	137.080	137.067
- Sume primite din Fondul de Solidaritate al Uniunii Europene	37.02.05	126.1	0	0
- Alte transferuri voluntare	37.02.50	127	0	0
2. Venituri din capital	39.00.02	128	3.959.970	4.294.071
3. Încasări din rambursarea împrumuturilor acordate, din care:	40.02	129	0	0
- Încasări din rambursarea împrumuturilor pentru înființarea unor instituții și servicii publice de interes local sau a unor activități finanțate integral din venituri proprii	40.02.06	130	0	0
- Încasări din rambursarea microcreditelor de la persoane fizice și juridice	40.02.07	130.1	0	0
- Împrumuturi temporare din trezoreria statului	40.02.10	131	0	0
- Sume din excedentul anului precedent pentru acoperirea golurilor temporare de casă ale secțiunii de funcționare	40.02.11	132	0	0
- Sume din excedentul anului precedent pentru acoperirea golurilor temporare de casă ale secțiunii de dezvoltare	40.02.13	132.1	0	0
- Sume din excedentul bugetului local utilizate pentru finanțarea cheltuielilor secțiunii de dezvoltare	40.02.14	132.2	0	0
- Sume primite în cadrul mecanismului decontării cererilor de plată	40.02.16	132.3	0	0
- Încasări din rambursarea altor împrumuturi acordate	40.02.50	132.4	0	0
4. Subvenții de la alte nivele ale administrației publice	42.00.02	133	62.322.330	22.554.833
- Subvenții de la bugetul de stat	42.02	134	60.811.430	21.365.455
- Subvenții de la alte administrații	43.02	135	1.510.900	1.189.378
5. Sume primite de la UE/alți donatori în contul plăților efectuate și prefinanțări	45.02	135.1	0	0
6. Sume primite de la UE/alți donatori în contul plăților efectuate și prefinanțări aferente cadrului financiar 2014-2020	48.02	135.2	76.042.650	36.445.333
CHELTUIELI TOTAL	50.02	136	443.424.390	345.542.142
Excedent	98.02	137	-33.673.700	-21.044.776
Deficit	99.02	138	0	0
EXCEDENT TOTAL CUMULAT (an curent și anii precedenți) din care:		139	0	12.628.961
Sume destinate implementării proiectelor ce beneficiază de finanțare din fonduri externe nerambursabile		139.1	0	0
Sume alocate din fondul de intervenție la dispoziția Guvernului		139.2	0	0

Primar,
Cosmin-Ionut Andrei



Director economic,
Mirela Gheorghita



SITUAȚIA MODIFICĂRILOR ÎN STRUCTURA ACTIVELOR NETE/CAPITALURILOR PROPRII
la data de 31 decembrie 2023

cod 25

-lei-

Denumirea elementului de capital	Cod rând	Sold la începutul anului	Creșteri	Reduceri	Sold la sfârșitul anului
A	B	1	2	3	4
Fondul activelor fixe necorporale					
Ct. 1000000	01	0	0	0	0
Fondul bunurilor care alcătuiesc domeniul public al statului					
Ct. 1010000	02	0	11,014,426	0	11,014,426
Fondul bunurilor care alcătuiesc domeniul privat al statului					
Ct. 1020101	03	112,969,382		16,277,382	96,692,000
Fondul bunurilor care alcătuiesc proprietatea privată a instituției publice					
ct.1020102	03.1	0	0	0	0
Fondul bunurilor care alcătuiesc domeniul privat al statului – reprezentând bunuri confiscate sau intrate, potrivit legii, în proprietatea privată a statului, altele decât active fixe					
Ct.1020103	03.2	X	0	0	0
Fondul bunurilor care alcătuiesc domeniul public al unităților administrativ teritoriale					
Ct.1030000	04	2,333,582,354	35,964,663	23,941,234	2,345,605,783
Fondul bunurilor care alcătuiesc domeniul privat al unităților administrativ teritoriale					
Ct.1040101	05	501,474,236	5,485,139	171,032	506,788,343
Fondul bunurilor care alcătuiesc proprietatea privată a instituției publice din administrația locală					
Ct.1040102)	05.1	0	0	0	0
Fondul bunurilor care alcătuiesc domeniul privat al unităților administrativ – teritoriale – reprezentând bunuri confiscate sau intrate, potrivit legii, în proprietatea privată a unităților administrativ – teritoriale, altele decât active fixe					
Ct. 1040103	05.2	X	0	0	0
Rezerve din reevaluare					
Ct.1050100, 1050200, 1050300, 1050400, 1050500	06	9,655,062	388,986	398,838	9,645,210
Diferențe din reevaluare și diferențe de curs aferente dobânzilor încasate (SAPARD)					
Ct.1060000	07	0	0	0	0
Fondul de rulment					
Ct.131	08	X	X	X	X
Fondul de rezervă al bugetului asigurărilor sociale de stat					
Ct. 1320000	09	0	0	0	0
Fondul de rezervă constituit conform Legii nr.95/2006					
Ct. 1330000	10	0	0	0	0
Fondul de amortizare aferent activelor fixe deținute de serviciile publice de interes local					
Ct.134	11	X	X	X	X
Fondul de risc					
Ct.135	12	X	X	X	X
Fondul depozitelor speciale constituite pentru construcții de locuințe					
Ct.136	13	X	X	X	X
Taxe speciale Ct.137	14	X	X	X	X
Fondul de dezvoltare a spitalului					
Ct.1390100	15	0	0	0	X
Alte fonduri					
Ct.1392+Ct.1393+Ct.1394+Ct.1396+Ct.1399	16	X	X	X	X
Rezultatul reportat					
Ct.1170000- sold creditor	17	248,829,498	80,163,910	136,537,071	192,456,337
Rezultatul reportat					
Ct.1170000- sold debitor	18	0			0
Rezultatul patrimonial al exercițiului					
Ct.1210000 - sold creditor	19	17,236,895	327,614,020	300,297,454	44,553,461
Rezultatul patrimonial al exercițiului					
Ct.1210000 - sold debitor	20	0			0
Total capitaluri proprii (rd 01 la 17 - rd.18 + rd.19- rd.20)	21	3,223,747,427	x	x	3,206,755,560

Primar,
Cosmin-Ionut Andrei

Director economic,
Mirela Gheorghita

SITUATIA ACTIVELOR SI DATORIILOR FINANCIARE ALE INSTITUTIILOR PUBLICE DIN ADMINISTRATIA LOCALA la data de

la data 31.12.2023

cod 18

- lei -

Denumirea Indicatorului	Cod Rand	Sold la inceputul anului	Sold la sfarsitul perioadei
A	B	1	2
Disponibilitati in lei ale institutiilor publice locale si ale institutiilor publice de subordonare locala, la trezorerii (ct.5100000+ct.5120101+ct.5120501+ct.5150101+ct.5160101+ ct.5170101+ ct.5210100+ ct.5280000+ ct.5290201+ct.5290301+ ct. 5290400+ ct.5290901+ ct.5500101+ct. 5510000+ct.5520000+ ct.5550101 +ct.5570101+ ct.5580101+ct.5580201+ ct.5600101+ ct.5600300+ ct.5610101+ct.5610300+ct.5620100 +ct.5620300 -ct.7700000),din care :	5	45,452,708	28,900,825
Total (in baze cash) (rd.04+05)	8	45,452,708	28,900,825
Total (in baze accrual) (rd.08+09)	10	45,452,708	28,900,825
Alte valori (ct.5320100+ct.5320200+ct.5320300+ct.5320400+ct.5320500+ ct.5320600+ct. 5320800)	23	1,073,831	1,273,042
Disponibilitati ale institutiilor publice locale si ale institutiilor de subordonare locala la institutiile de credit rezidente(ct.5110101+ ct.5110102+ct.5120102+ct.5120402+ct.5120502+ ct.5150102+ ct.5150202+ ct.5160102+ct.5160202+ ct.5170102+ ct.5170202+ ct.5290202+5290302+ct.5290902+ct.5500102+ct.5550102+ct. 5550202+ct.5570202+ct.5580102+ ct.5580302+ ct.5600102+ct.5600103+ct.5610102+ct.5610103+ ct.5620102+ct.5620103), din care :	32	469,165	583,504
Fonduri externe nerambursabile preaderare	33	43,691	124,246
Total (in baze cash) (rd.32+35)	36	469,165	583,504
Total (in baze accrual) (rd.36+37)	38	469,165	583,504
Disponibilitati ale institutiilor publice aflate la alti rezidenti (terti) (ct.4610109+ct.4610209+ct.2670108+ ct.2670208)	51	13,998	79,234
Total (in baze cash)(rd.51)	52	13,998	79,234
Actiuni necotate delinute de autoritatile locale la operatorii economici (ct.2600200 - ct.2960102)(S11)	131	16,010,548	16,160,548
Total (la valoarea contabila neta (la valoarea de intrare mai putin ajustarile cumulate pentru pierderea de valoare)(rd.131+132+133)	134	16,010,548	16,160,548
Creante comerciale curente legate de livrari de bunuri si servicii de catre autoritatile locale sau de institutii subordonate acestora (ct.2320000+ct.2340000+ct.4090101+ct.4090102+ct.4110101+ ct.4110108+ ct.4130100+ct.4180000+ct.4610101 - ct.4910100 - ct.4960100). Total (rd.166+167+168+172), din care de la :	165	5,046,860	5,321,685
- de la gospodariile populatiei (S14)	166	78,558	106,858
- de la societăți nefinanciare (S.11),	167	1,272,417	814,017
-de la institutiile publice, din care: (rd.169+170+171)	168	3,695,885	4,400,810
- Fonduri de securitate socială (S.1314)	171	3,695,885	4,400,810
-din care:creantele unitatilor sanitare cu paturi fata de Casele de Sanatate	171.1	3,695,885	4,400,810
Creante ale bugetului local (ct.4640000 -ct. 4970000). Total (rd.177+178+179+183), din care:	176	86,967,225	90,690,577
-de la gospodariile populatiei (S14)	177	22,291,513	23,444,226
-de la societăți nefinanciare (S.11),	178	64,675,712	67,246,351
Total creante (rd.176+184)	185	86,967,225	90,690,577

Denumirea indicatorului	Cod Rand	Sold la inceputul anului	Sold la sfarsitul perioadei
A	B	1	2
Sume de primit de la Autoritatile de Certificare / Autoritatile de Management /Agentiile de Plati - FONDURI EXTERNE NERAMBURSABILE POSTADERARE (ct.4580301)	191	6,754,696	20,221,517
Sume de primit de la Autoritatile de Certificare/ Autoritatile de Management / Agentiile de Plati - FONDURI DE LA BUGET (ct.4580302)	192	529,314	2,394,767
Sume de primit de la Comisia Europeana/alti donatori reprezentand venituri ale bugetului general consolidat -FONDURI EXTERNE NERAMBURSABILE POSTADERARE (ct.4500504+ct.4500505). Total, din care: (rd.195+196)	194	3,030,801	15,928,170
Sume de primit de la Comisia Europeana/alti donatori reprezentand venituri ale bugetului general consolidat- buget local- FONDURI EXTERNE NERAMBURSABILE POSTADERARE (ct.4500504)	195	3,030,801	15,249,475
Sume de primit de la Comisia Europeana/alti donatori reprezentand venituri ale bugetului general consolidat- institutii publice finantate din venituri proprii/venituri proprii si subventii - FONDURI EXTERNE NERAMBURSABILE POSTADERARE (ct.4500505)	196	0	678,695
Sume datorate tertilor reprezentand garantii si cautiuni aflate in conturile institutiilor publice (ct.4280101+ct.4280201+ct.4620109+ct.4620209) Total (rd.204+205+206),din care :	203	1,246,891	1,346,035
- salarii (S.143)	204	274,524	339,524
- societăți nefinanciare (S.11)	205	972,367	1,006,511
Credite pe termen lung primite (contractate, garantate, asimilate, etc.) de institutiile publice locale (ct.1620200+ct.1630200+ct.1670201+ct.1670202+ct.1670203+ ct.1670209). Total (rd.287+288+289+289.1) din care acordate de :	286	54,567,338	48,649,410
-Societăți care acceptă depozite, exclusiv banca centrală (S.122)	287	54,567,338	48,649,410
Total (in baze cash)(rd.286)	290	54,567,338	48,649,410
Total (in baze accrual)(cash+dobanzi) (rd.290+295)	296	54,567,338	48,649,410
Datorii comerciale necurente legate de livrari de bunuri si servicii (ct.4010200+ct.4030200+ct.4040200+ ct.4050200+ct.4620201). Total (rd.313+314+318+319), din care catre :	312	846,298	0
- Societăți nefinanciare (S.11)	313	846,298	0
Datorii comerciale curente legate de livrari de bunuri si servicii (ct.4010100+ct.4030100+ct.4040100 +ct.4050100+ct.4080000 + ct.4190000+ ct.4620101) Total (rd.321+322+326+327), din care, catre :	320	1,985,327	14,887,328
- Societăți nefinanciare (S.11)	321	1,985,327	14,887,328
Datoriile institutiilor publice din administratia locala catre bugete(ct.4420300+ ct.4310100+ct.4310200+ct.4310300+ct.4310400+ ct.4310500+ ct.4310700+ct.4370100+ct.4370200+ct.4370300+ ct.4420801 +ct.4440000+ct.4460100+ct.4460200+ct.4480100)	331	4,804,338	4,581,981
Salariile angajatilor (ct 4210000+ct.4230000+ct.4260000 +ct.4270100+ct. 4270300 +ct.4280101)	332	5,694,602	6,533,681
Alte drepturi cuvenite altor categorii de persoane(ct.4260000+ct.4270200 +ct.4270300+ct.4290000+ct.4380000)	333	1,631,878	1,944,469
Total (rd.331+332+ 332.1+332.2+ 333+334)	335	12,130,818	13,060,131
Avansuri primite de la Autoritatile de Certificare/Autoritatile de Management /Agentiile de Plati- FONDURI EXTERNE NERAMBURSABILE POSTADERARE ȘI FONDURI DE LA BUGET (ct.4580501+ct.4580502)	341	13,060,323	36,809,849

Primar
Cosmin Ionuț Andrei



Director economic

Mirela Gheorghita

Centralizat UAT Botosani

Contul de executie a bugetului institutie publice si activitatilor finantate integral sau partial din venituri proprii (de subordonare locala)

31 Decembrie 2023

Cod Anexa: Anexa 09

Denumirea indicatorului	Cod Rand	Prevederi bugetare initiale	Prevederi bugetare definitive	Drepturi constatate Total, din care:	Drepturi constatate din anii precedenti	Drepturi constatate din anul curent	Incasari realizate	Stingeri pe alte cai decat incasari	Drepturi constatate de incasat
A	B	1	2	3	4	5	6	7	8
TOTAL VENITURI (cod 00.02 + 00.15 + 00.16 + 00.17 + 45.10 + 46.10 + 48.10)	00.01	114,619,820	139,594,430.00	125,298,098.00	4,093,989.00	121,204,109.00	120,600,952.00	239,832.00	4,457,314.00
I. VENITURI CURENTE	00.02	52,502,500	54,065,780.00	53,649,305.00	2,014,965.00	51,634,340.00	51,005,823.00	1,533.00	2,641,949.00
C. VENITURI NEFISCALE	00.12	52,502,500	54,065,780.00	53,649,305.00	2,014,965.00	51,634,340.00	51,005,823.00	1,533.00	2,641,949.00
C1. VENITURI DIN PROPRIETATE	00.13	5,823,400	5,839,700.00	6,077,790.00	21,493.00	6,056,297.00	6,062,367.00	83.00	15,340.00
Venituri din proprietate	30.10	5,823,400	5,839,700.00	6,077,790.00	21,493.00	6,056,297.00	6,062,367.00	83.00	15,340.00
Venituri din concesiuni si inchirieri *)	30.10.05	5,808,400	5,824,700.00	6,077,702.00	21,493.00	6,056,209.00	6,062,279.00	83.00	15,340.00
Alte venituri din concesiuni si inchirieri de catre institutiile publice	30.10.05.30	5,808,400	5,824,700.00	6,077,702.00	21,493.00	6,056,209.00	6,062,279.00	83.00	15,340.00
Alte venituri din proprietate	30.10.50	15,000	15,000.00	88.00	0.00	88.00	88.00	0.00	0.00
C2. VANZARI DE BUNURI SI SERVICII	00.14	46,679,100	48,226,080.00	47,571,515.00	1,993,472.00	45,578,043.00	44,943,456.00	1,450.00	2,626,609.00
Venituri din prestari de servicii si alte activitati	33.10	45,891,900	47,328,900.00	46,566,406.00	1,975,396.00	44,591,010.00	43,939,516.00	1,450.00	2,625,440.00
Taxe si alte venituri in invatamant	33.10.05	222,750	257,750.00	240,731.00	0.00	240,731.00	240,731.00	0.00	0.00
Venituri din prestari de servicii	33.10.08	1,794,000	1,644,000.00	1,315,191.00	12,041.00	1,303,150.00	1,304,111.00	0.00	11,080.00
Contributia elevilor si studentilor pentru internate, cantine si cantine	33.10.14	7,908,450	7,908,450.00	6,188,757.00	2,269.00	6,186,488.00	6,179,624.00	0.00	9,133.00
Venituri din organizarea de cursuri de calificare si conversie profesionala, specializare si perfectionare	33.10.17	55,000	55,000.00	43,884.00	0.00	43,884.00	43,884.00	0.00	0.00

Venituri din serbari si spectacole scolare, manifestari culturale, artistice si sportive	33.10.19	6,741,300	7,483,300.00	7,894,239.00	31,343.00	7,862,896.00	7,747,448.00	0.00	146,791.00
Venituri din contractele incheiate cu casele de asigurari sociale de sanatate	33.10.21	24,000,000	24,810,000.00	25,996,166.00	1,875,418.00	24,120,748.00	23,574,979.00	0.00	2,421,187.00
Venituri din contractele incheiate cu directiile de sanatate publica din sume alocate de la bugetul de stat	33.10.30	3,527,000	3,527,000.00	3,377,099.00	0.00	3,377,099.00	3,377,099.00	0.00	0.00
Alte venituri din prestari de servicii si alte activitati	33.10.50	1,643,400	1,643,400.00	1,510,339.00	54,325.00	1,456,014.00	1,471,640.00	1,450.00	37,249.00
Amenzi, penalitati si confiscari	35.10	7,200	7,200.00	11,327.00	0.00	11,327.00	10,700.00	0.00	627.00
Alte amenzi, penalitati si confiscari	35.10.50	7,200	7,200.00	11,327.00	0.00	11,327.00	10,700.00	0.00	627.00
Diverse venituri	36.10	780,000	880,000.00	983,802.00	18,076.00	965,726.00	983,260.00	0.00	542.00
Alte venituri	36.10.50	780,000	880,000.00	983,802.00	18,076.00	965,726.00	983,260.00	0.00	542.00
Transferuri voluntare, altele decat subventiile	37.10	0	9,980.00	9,980.00	0.00	9,980.00	9,980.00	0.00	0.00
Donatii si sponsorizari	37.10.01	0	9,980.00	9,980.00	0.00	9,980.00	9,980.00	0.00	0.00
Varsaminte din sectiunea de functionare pentru finantarea sectiunii de dezvoltare a bugetului local	37.10.03	-417,000	-567,000.00	-184,916.00	0.00	-184,916.00	-184,916.00	0.00	0.00
Varsaminte din sectiunea de functionare	37.10.04	417,000	567,000.00	184,916.00	0.00	184,916.00	184,916.00	0.00	0.00
IV. SUBVENTII	00.17	55,558,310	78,969,640.00	67,530,838.00	1,796,561.00	65,734,277.00	65,729,695.00	0.00	1,801,143.00
Subventii de la bugetul de stat (cod 42.10.11+ 42.10.39+ 42.10.43+ 42.10.62+42.10.70+ 42.10.81+ 42.10.82+ 42.10.88 la 42.10.91)	42.10	55,000	1,492,880.00	0.00	0.00	0.00	0.00	0.00	0.00
Sume alocate pentru stimulentele de risc	42.10.82	55,000	55,000.00	0.00	0.00	0.00	0.00	0.00	0.00
Alocari de sume din PNRR aferente asistentei financiare nerambursabile (cod 42.10.88.01 la 42.10.88.03)	42.10.88	0	1,437,880.00	0.00	0.00	0.00	0.00	0.00	0.00
Fonduri europene nerambursabile	42.10.88.01	0	1,437,880.00	0.00	0.00	0.00	0.00	0.00	0.00
Subventii de la alte administratii (cod 43.10.09+43.10.10+43.10.14 la 43.10.17+ 43.10.19+43.10.25+ 43.10.26.+43.10.27+ 43.10.31+ 43.10.33+43.10.40 +43.10.45)	43.10	55,503,310	77,476,760.00	67,530,838.00	1,796,561.00	65,734,277.00	65,729,695.00	0.00	1,801,143.00
Subventii pentru institutii publice	43.10.09	32,843,700	46,909,120.00	37,697,459.00	0.00	37,697,459.00	37,697,459.00	0.00	0.00

Subventii din bugetele locale pentru finantarea cheltuielilor de capital din domeniul sanatatii	43.10.14	803,000	2,232,520.00	1,794,540.00	0.00	1,794,540.00	1,794,540.00	0.00	0.00
Sume din bugetul de stat catre bugetele locale pentru finantarea investitiilor in sanatate	43.10.16	0	6,088,000.00	4,503,064.00	0.00	4,503,064.00	4,503,064.00	0.00	0.00
Sume din bugetul de stat catre bugetele locale pentru finantarea aparaturii medicale si echipamentelor de comunicatii in urgenta in sanatate	43.10.16.01	0	6,088,000.00	4,503,064.00	0.00	4,503,064.00	4,503,064.00	0.00	0.00
Subventii pentru institutii publice destinate sectiunii de dezvoltare	43.10.19	1,136,610	1,177,120.00	968,516.00	0.00	968,516.00	968,516.00	0.00	0.00
Subventii din bugetul Fondului national de asigurari sociale de sanatate pentru acoperirea cresterilor salariale	43.10.33	20,720,000	21,070,000.00	22,567,259.00	1,796,561.00	20,770,698.00	20,766,116.00	0.00	1,801,143.00
Alte sume primite de la UE (cod 46.10.04 + 46.10.05)	46.10	55,200	55,200.00	44,164.00	0.00	44,164.00	44,164.00	0.00	0.00
Alte sume primite din fonduri de la Uniunea Europeană pentru programele operationale finantate din cadrul financiar 2014-2020	46.10.04	55,200	55,200.00	44,164.00	0.00	44,164.00	44,164.00	0.00	0.00
Sume primite de la UE/alti donatori in contul platilor efectuate si prefinantari aferente cadrului financiar 2014-2020	48.10	6,503,810	6,503,810.00	4,073,791.00	282,463.00	3,791,328.00	3,821,270.00	238,299.00	14,222.00
Fondul European de Dezvoltare Regională (FEDR)	48.10.01	6,503,810	6,503,810.00	4,073,791.00	282,463.00	3,791,328.00	3,821,270.00	238,299.00	14,222.00
Sume primite in contul platilor efectuate in anul curent	48.10.01.01	6,263,430	6,503,810.00	454,639.00	44,164.00	410,475.00	440,417.00	0.00	14,222.00
Sume primite in contul platilor efectuate in anii anteriori	48.10.01.02	240,380	0.00	238,299.00	238,299.00	0.00	0.00	238,299.00	0.00
Prefinantare	48.10.01.03	0	0.00	3,380,853.00	0.00	3,380,853.00	3,380,853.00	0.00	0.00

SECTIUNEA DE FUNCTIONARE

Denumirea indicatorului	Cod Rand	Prevederi bugetare initiale	Prevederi bugetare definitive	Drepturi constatate Total, din care:	Drepturi constatate din anii precedenti	Drepturi constatate din anul curent	Incasari realizate	Stingeri pe alte cai decat incasari	Drepturi constatate de incasat
A	B	1	2	3	4	5	6	7	8
TOTAL VENITURI (cod 00.02 + 00.15 + 00.16 + 00.17 + 45.10 + 46.10 + 48.10)Sectiune de functionare	00.01	105,704,200	127,620,900	121,613,024	3,811,526	117,801,498	117,168,399	1,533	4,443,092
I. VENITURI CURENTE	00.02	52,085,500	53,498,780	53,464,389	2,014,965	51,449,424	50,820,907	1,533	2,641,949
C. VENITURI NEFISCALE	00.12	52,085,500	53,498,780	53,464,389	2,014,965	51,449,424	50,820,907	1,533	2,641,949

C1. VENITURI DIN PROPRIETATE	00.13	5,823,400	5,839,700	6,077,790	21,493	6,056,297	6,062,367	83	15,340
Venituri din proprietate	30.10	5,823,400	5,839,700	6,077,790	21,493	6,056,297	6,062,367	83	15,340
Venituri din concesiuni si inchirieri *)	30.10.05	5,808,400	5,824,700	6,077,702	21,493	6,056,209	6,062,279	83	15,340
Alte venituri din concesiuni si inchirieri de catre institutiile publice	30.10.05.30	5,808,400	5,824,700	6,077,702	21,493	6,056,209	6,062,279	83	15,340
Alte venituri din proprietate	30.10.50	15,000	15,000	88	0	88	88	0	0
C2. VANZARI DE BUNURI SI SERVICII	00.14	46,262,100	47,659,080	47,386,599	1,993,472	45,393,127	44,758,540	1,450	2,626,609
Venituri din prestari de servicii si alte activitati	33.10	45,891,900	47,328,900	46,566,406	1,975,396	44,591,010	43,939,516	1,450	2,625,440
Taxe si alte venituri in invatamant	33.10.05	222,750	257,750	240,731	0	240,731	240,731	0	0
Venituri din prestari de servicii	33.10.08	1,794,000	1,844,000	1,315,191	12,041	1,303,150	1,304,111	0	11,080
Contributia elevilor si studentilor pentru internate, camine si cantine	33.10.14	7,908,450	7,908,450	6,188,757	2,269	6,186,488	6,179,624	0	9,133
Venituri din organizarea de cursuri de calificare si conversie profesionala, specializare si perfectionare	33.10.17	55,000	55,000	43,884	0	43,884	43,884	0	0
Venituri din serbari si spectacole scolare, manifestari culturale, artistice si sportive	33.10.19	6,741,300	7,483,300	7,894,239	31,343	7,862,896	7,747,448	0	146,791
Venituri din contractele incheiate cu casele de asigurari sociale de sanatate	33.10.21	24,000,000	24,810,000	25,996,166	1,875,418	24,120,748	23,574,979	0	2,421,187
Venituri din contractele incheiate cu directiile de sanatate publica din sume alocate de la bugetul de stat	33.10.30	3,527,000	3,527,000	3,377,099	0	3,377,099	3,377,099	0	0
Alte venituri din prestari de servicii si alte activitati	33.10.50	1,643,400	1,643,400	1,510,339	54,325	1,456,014	1,471,640	1,450	37,249
Amenzi, penalitati si confiscari	35.10	7,200	7,200	11,327	0	11,327	10,700	0	627
Alte amenzi, penalitati si confiscari	35.10.50	7,200	7,200	11,327	0	11,327	10,700	0	627
Diverse venituri	36.10	780,000	880,000	983,802	18,076	965,726	983,260	0	542
Alte venituri	36.10.50	780,000	880,000	983,802	18,076	965,726	983,260	0	542
Transferuri voluntare, altele decat subventiile	37.10	-417,000	-557,020	-174,936	0	-174,936	-174,936	0	0
Donatii si sponsorizari	37.10.01	0	9,980	9,980	0	9,980	9,980	0	0
Varsaminte din sectiunea de functionare pentru finantarea sectiunii de dezvoltare a bugetului local	37.10.03	-417,000	-567,000	-184,916	0	-184,916	-184,916	0	0
IV. SUBVENTII	00.17	53,618,700	74,122,120	64,767,782	1,796,561	62,971,221	62,966,639	0	1,801,143

Subventii de la bugetul de stat (cod 42.10.11+ 42.10.39+ 42.10.43+ 42.10.62+42.10.70+ 42.10.81+ 42.10.82+ 42.10.88 la 42.10.91)	42.10	55,000	55,000	0	0	0	0	0	0
Sume alocate pentru stimulentele de risc	42.10.82	55,000	55,000	0	0	0	0	0	0
Subventii de la alte administratii (cod 43.10.09+43.10.10+43.10.14 la 43.10.17+ 43.10.19+43.10.25+ 43.10.26. +43.10.27+ 43.10.31+ 43.10.33+43.10.40 +43.10.45)	43.10	53,563,700	74,067,120	64,767,782	1,796,561	62,971,221	62,966,639	0	1,801,143
Subventii pentru institutii publice	43.10.09	32,843,700	46,909,120	37,697,459	0	37,697,459	37,697,459	0	0
Sume din bugetul de stat catre bugetele locale pentru finantarea investitiilor in sanatate	43.10.16	0	6,088,000	4,503,064	0	4,503,064	4,503,064	0	0
Sume din bugetul de stat catre bugetele locale pentru finantarea aparaturii medicale si echipamentelor de comunicatii in urgenta in sanatate	43.10.16.01	0	6,088,000	4,503,064	0	4,503,064	4,503,064	0	0
Subventii din bugetul Fondului national de asigurari sociale de sanatate pentru acoperirea cresterilor salariale	43.10.33	20,720,000	21,070,000	22,567,259	1,796,561	20,770,698	20,766,116	0	1,801,143
Sume primite de la UE/alti donatori in contul platilor efectuate si prefinantari aferente cadrului financiar 2014-2020	48.10	0	0	3,380,853	0	3,380,853	3,380,853	0	0
Fondul European de Dezvoltare Regională (FEDR)	48.10.01	0	0	3,380,853	0	3,380,853	3,380,853	0	0
Prefinantare	48.10.01.03	0	0	3,380,853	0	3,380,853	3,380,853	0	0


SECTIUNEA DE DEZVOLTARE

Denumirea indicatorului	Cod Rand	Prevederi bugetare initiale	Prevederi bugetare definitive	Drepturi constatate Total, din care:	Drepturi constatate din anii precedenti	Drepturi constatate din anul curent	Incasari realizate	Stingeri pe alte cai decat incasari	Drepturi constatate de incasat
A	B	1	2	3	4	5	6	7	8
TOTAL VENITURI (cod 00.02 + 00.15 + 00.16 + 00.17 + 45.10 + 46.10 + 48.10)Sectiune de dezvoltare	00.01	8,915,620	11,973,530	3,685,074	282,463	3,402,611	3,432,553	238,299	14,222
I. VENITURI CURENTE	00.02	417,000	567,000	184,916	0	184,916	184,916	0	0
C. VENITURI NEFISCALE	00.12	417,000	567,000	184,916	0	184,916	184,916	0	0
C2. VANZARI DE BUNURI SI SERVICII	00.14	417,000	567,000	184,916	0	184,916	184,916	0	0
Transferuri voluntare, altele decat subventiile	37.10	417,000	567,000	184,916	0	184,916	184,916	0	0

Varsaminte din sectiunea de functionare	37.10.04	417,000	567,000	184,916	0	184,916	184,916	0	0
TV. SUBVENTII	00.17	1,939,610	4,847,520	2,763,056	0	2,763,056	2,763,056	0	0
Subventii de la bugetul de stat (cod 42.10.11+ 42.10.39+ 42.10.43+ 42.10.62+42.10.70+ 42.10.81+ 42.10.82+ 42.10.88 la 42.10.91)	42.10	0	1,437,880	0	0	0	0	0	0
Alocari de sume din PNRR aferente asistentei financiare nerambursabile (cod 42.10.88.01 la 42.10.88.03)	42.10.88	0	1,437,880	0	0	0	0	0	0
Fonduri europene nerambursabile	42.10.88.01	0	1,437,880	0	0	0	0	0	0
Subventii de la alte administratii (cod 43.10.09+43.10.10+43.10.14 la 43.10.17+ 43.10.19+43.10.25+ 43.10.26. +43.10.27+ 43.10.31+ 43.10.33+43.10.40 +43.10.45)	43.10	1,939,610	3,409,640	2,763,056	0	2,763,056	2,763,056	0	0
Subventii din bugetele locale pentru finantarea cheltuielilor de capital din domeniul sanatatii	43.10.14	803,000	2,232,520	1,794,540	0	1,794,540	1,794,540	0	0
Subventii pentru institutii publice destinate sectiunii de dezvoltare	43.10.19	1,136,610	1,177,120	968,516	0	968,516	968,516	0	0
Alte sume primite de la UE (cod 46.10.04 + 46.10.05)	46.10	55,200	55,200	44,164	0	44,164	44,164	0	0
Alte sume primite din fonduri de la Uniunea Europeană pentru programele operationale finanțate din cadrul financiar 2014-2020	46.10.04	55,200	55,200	44,164	0	44,164	44,164	0	0
Sume primite de la UE/alti donatori in contul platilor efectuate si prefinantari aferente cadrului financiar 2014-2020	48.10	6,503,810	6,503,810	692,938	282,463	410,475	440,417	238,299	14,222
Fondul European de Dezvoltare Regională (FEDR)	48.10.01	6,503,810	6,503,810	692,938	282,463	410,475	440,417	238,299	14,222
Sume primite in contul platilor efectuate in anul curent	48.10.01.01	6,263,430	6,503,810	454,639	44,164	410,475	440,417	0	14,222
Sume primite in contul platilor efectuate in anii anteriori	48.10.01.02	240,380	0	238,299	238,299	0	0	238,299	0



Primar
 Cosmin Ionut Andrei

Director economic

 Mirela Gheorghita

Colegiul Economic – O. Onicescu, Colegiul National – A.T. Laurian, Colegiul National – Mihai Eminescu, Colegiul Tehnic – Gheorghe A Gradinita nr 22, Gradinita nr. 19, Gradinita nr. 23, Gradinita nr.6, Gradinita Sotron 21, Liceul Alexandru cel Bun, Liceul cu Program Spo Liceul de Arta – Stefan Luchian, Liceul Dimitrie Negreanu, Liceul Tehnologic – Elie Radu, Liceul Tehnologic – Petru Rares, Liceul Teor Grigore Antipa, Liceul Teoretic – Nicolae Iorga, Scoala Gimnaziala nr. 6-Grigore Antipa, Scoala Gimnaziala nr. 1 –Sfantul Nicolae, Scoala Gimnaziala nr. 10, Scoala Gimnaziala nr. 11, Scoala Gimnaziala nr. 12, Scoala Gimnaziala nr. 13, Scoala Gimnaziala nr. 14 –Stefan cel M Scoala Gimnaziala nr. 16 – Sfanta Maria, Scoala Gimnaziala nr. 17 , Scoala Gimnaziala nr. 2, Scoala Gimnaziala nr. 7 , Scoala Gimnazia –Elena Rares, Seminarul Teologic

Contul de executie a bugetului institutie publice si activitatilor finantate integral sau partial din venituri proprii (de subordonare locala)
venituri

31 Decembrie 2023

Cod Anexa: Anexa 09

SURSA E									
Denumirea indicatorului	Cod Rand	Prevederi bugetare initiale	Prevederi bugetare definitive	Drepturi constatate Total, din care:	Drepturi constatate din anii precedenti	Drepturi constatate din anul curent	Incasari realizate	Stingeri pe alte cai decat incasari	Drepturi constatate de incasat
A	B	1	2	3	4	5	6	7	8
TOTAL VENITURI (cod 00.02 + 00.15 + 00.16 + 00.17 + 45.10 + 46.10 + 48.10)	00.01	8,770,400	8,821,700.00	6,797,944.00	9,585.00	6,788,359.00	6,783,527.00	83.00	14,334.00
I. VENITURI CURENTE	00.02	8,770,400	8,821,700.00	6,797,944.00	9,585.00	6,788,359.00	6,783,527.00	83.00	14,334.00
C. VENITURI NEFISCALE	00.12	8,770,400	8,821,700.00	6,797,944.00	9,585.00	6,788,359.00	6,783,527.00	83.00	14,334.00
C1. VENITURI DIN PROPRIETATE	00.13	355,900	372,200.00	162,368.00	7,316.00	155,052.00	157,122.00	83.00	5,163.00
Venituri din proprietate	30.10	355,900	372,200.00	162,368.00	7,316.00	155,052.00	157,122.00	83.00	5,163.00
Venituri din concesiuni si inchirieri *)	30.10.05	355,900	372,200.00	162,368.00	7,316.00	155,052.00	157,122.00	83.00	5,163.00
Alte venituri din concesiuni si inchirieri de catre institutiile publice	30.10.05.30	355,900	372,200.00	162,368.00	7,316.00	155,052.00	157,122.00	83.00	5,163.00
C2. VANZARI DE BUNURI SI SERVICII	00.14	8,414,500	8,449,500.00	6,635,576.00	2,269.00	6,633,307.00	6,626,405.00	0.00	9,171.00
Venituri din prestari de servicii si alte activitati	33.10	8,414,500	8,449,500.00	6,635,576.00	2,269.00	6,633,307.00	6,626,405.00	0.00	9,171.00
Taxe si alte venituri in invatamant	33.10.05	222,750	257,750.00	240,731.00	0.00	240,731.00	240,731.00	0.00	0.00
Contributia elevilor si studentilor pentru internate, camine si cantine	33.10.14	7,908,450	7,908,450.00	6,188,757.00	2,269.00	6,186,488.00	6,179,624.00	0.00	9,133.00

Venituri din organizarea de cursuri de calificare si conversie profesionala, specializare si perfectionare	33.10.17	55,000	55,000.00	43,884.00	0.00	43,884.00	43,884.00	0.00	0.00
Alte venituri din prestari de servicii si alte activitati	33.10.50	228,300	228,300.00	162,204.00	0.00	162,204.00	162,166.00	0.00	38.00
Transferuri voluntare, altele decat subventiile	37.10	0	0.00	0.00	0.00	0.00	0.00	0.00	0.00
Varsaminte din sectiunea de functionare pentru finantarea sectiunii de dezvoltare a bugetului local	37.10.03	-217,000	-237,000.00	-48,738.00	0.00	-48,738.00	-48,738.00	0.00	0.00
Varsaminte din sectiunea de functionare	37.10.04	217,000	237,000.00	48,738.00	0.00	48,738.00	48,738.00	0.00	0.00

SECTIUNEA DE FUNCTIONARE

Denumirea indicatorului	Cod Rand	Prevederi bugetare initiale	Prevederi bugetare definitive	Drepturi constatate Total, din care:	Drepturi constatate din anii precedenti	Drepturi constatate din anul curent	Incasari realizate	Stingeri pe alte cai decat incasari	Drepturi constatate de incasat
A	B	1	2	3	4	5	6	7	8
TOTAL VENITURI (cod 00.02 + 00.15 + 00.16 + 00.17 + 45.10 + 46.10 + 48.10)Sectiune de functionare	00.01	8,553,400	8,584,700	6,749,206	9,585	6,739,621	6,734,789	83	14,334
I. VENITURI CURENTE	00.02	8,553,400	8,584,700	6,749,206	9,585	6,739,621	6,734,789	83	14,334
C. VENITURI NEFISCALE	00.12	8,553,400	8,584,700	6,749,206	9,585	6,739,621	6,734,789	83	14,334
C1. VENITURI DIN PROPRIETATE	00.13	355,900	372,200	162,368	7,316	155,052	157,122	83	5,163
Venituri din proprietate	30.10	355,900	372,200	162,368	7,316	155,052	157,122	83	5,163
Venituri din concesiuni si inchirieri *)	30.10.05	355,900	372,200	162,368	7,316	155,052	157,122	83	5,163
Alte venituri din concesiuni si inchirieri de catre institutiile publice	30.10.05.30	355,900	372,200	162,368	7,316	155,052	157,122	83	5,163
C2. VANZARI DE BUNURI SI SERVICII	00.14	8,197,500	8,212,500	6,586,838	2,269	6,584,569	6,577,667	0	9,171
Venituri din prestari de servicii si alte activitati	33.10	8,414,500	8,449,500	6,635,576	2,269	6,633,307	6,626,405	0	9,171
Taxe si alte venituri in invatamant	33.10.05	222,750	257,750	240,731	0	240,731	240,731	0	0
Contributia elevilor si studentilor pentru internate, camine si cantine	33.10.14	7,908,450	7,908,450	6,188,757	2,269	6,186,488	6,179,624	0	9,133
Venituri din organizarea de cursuri de calificare si conversie profesionala, specializare si perfectionare	33.10.17	55,000	55,000	43,884	0	43,884	43,884	0	0
Alte venituri din prestari de servicii si alte activitati	33.10.50	228,300	228,300	162,204	0	162,204	162,166	0	38

Transferuri voluntare, altele decat subventiile	37.10	-217,000	-237,000	-48,738	0	-48,738	-48,738	0	0
Varsaminte din sectiunea de functionare pentru finantarea sectiunii de dezvoltare a bugetului local	37.10.03	-217,000	-237,000	-48,738	0	-48,738	-48,738	0	0

SECTIUNEA DE DEZVOLTARE

Denumirea indicatorului	Cod Rand	Prevederi bugetare initiale	Prevederi bugetare definitive	Drepturi constatate Total, din care:	Drepturi constatate din anii precedenti	Drepturi constatate din anul curent	Incasari realizate	Stingeri pe alte cai decat incasari	Drepturi constatate de incasat
A	B	1	2	3	4	5	6	7	8
TOTAL VENITURI (cod 00.02 + 00.15 + 00.16 + 00.17 + 45.10 + 46.10 + 48.10)Sectiune de dezvoltare	00.01	217,000	237,000	48,738	0	48,738	48,738	0	0
I. VENITURI CURENTE	00.02	217,000	237,000	48,738	0	48,738	48,738	0	0
C. VENITURI NEFISCALE	00.12	217,000	237,000	48,738	0	48,738	48,738	0	0
C2. VANZARI DE BUNURI SI SERVICII	00.14	217,000	237,000	48,738	0	48,738	48,738	0	0
Transferuri voluntare, altele decat subventiile	37.10	217,000	237,000	48,738	0	48,738	48,738	0	0
Varsaminte din sectiunea de functionare	37.10.04	217,000	237,000	48,738	0	48,738	48,738	0	0

Primar

Cosmin Ionut Andrei



Director economic

Mirela Gheorghita

Spitalul de Pneumoftiziologie, Spitalul de Recuperare –Sfantul Gheorghe

Contul de executie a bugetului institutie publice si activitatilor finantate integral sau partial din venituri proprii (de subordonare loc: venituri

31 Decembrie 2023

Cod Anexa: Anexa 09


SURSA F										LEI
Denumirea indicatorului	Cod Rand	Prevederi bugetare initiale	Prevederi bugetare definitive	Drepturi constatate Total, din care:	Drepturi constatate din anii precedenti	Drepturi constatate din anul curent	Incasari realizate	Stingeri pe alte cai decat incasari	Drepturi constatate de incasat	
A	B	1	2	3	4	5	6	7	8	
TOTAL VENITURI (cod 00.02 + 00.15 + 00.16 + 00.17 + 45.10 + 46.10 + 48.10)	00.01	56,710,010	66,675,410.00	63,011,724.00	3,962,722.00	59,049,002.00	58,528,202.00	239,749.00	4,243,773.00	
I. VENITURI CURENTE	00.02	28,573,000	29,233,000.00	30,028,906.00	1,883,698.00	28,145,208.00	27,599,048.00	1,450.00	2,428,408.00	
C. VENITURI NEFISCALE	00.12	28,573,000	29,233,000.00	30,028,906.00	1,883,698.00	28,145,208.00	27,599,048.00	1,450.00	2,428,408.00	
C1. VENITURI DIN PROPRIETATE	00.13	34,000	34,000.00	10,746.00	0.00	10,746.00	10,384.00	0.00	362.00	
Venituri din proprietate	30.10	34,000	34,000.00	10,746.00	0.00	10,746.00	10,384.00	0.00	362.00	
Venituri din concesiuni si inchirieri *)	30.10.05	19,000	19,000.00	10,658.00	0.00	10,658.00	10,296.00	0.00	362.00	
Alte venituri din concesiuni si inchirieri de catre institutiile publice	30.10.05.30	19,000	19,000.00	10,658.00	0.00	10,658.00	10,296.00	0.00	362.00	
Alte venituri din proprietate	30.10.50	15,000	15,000.00	88.00	0.00	88.00	88.00	0.00	0.00	
C2. VANZARI DE BUNURI SI SERVICII	00.14	28,539,000	29,199,000.00	30,018,160.00	1,883,698.00	28,134,462.00	27,588,664.00	1,450.00	2,428,046.00	
Venituri din prestari de servicii si alte activitati	33.10	28,537,300	29,197,300.00	30,018,160.00	1,883,698.00	28,134,462.00	27,588,664.00	1,450.00	2,428,046.00	
Venituri din prestari de servicii	33.10.08	1,000,000	850,000.00	640,143.00	8,280.00	631,863.00	633,284.00	0.00	6,859.00	
Venituri din contractele incheiate cu casele de asigurari sociale de sanatate	33.10.21	24,000,000	24,810,000.00	25,996,166.00	1,875,418.00	24,120,748.00	23,574,979.00	0.00	2,421,187.00	
Venituri din contractele incheiate cu directiile de sanatate publica din sume alocate de la bugetul de stat	33.10.30	3,527,000	3,527,000.00	3,377,099.00	0.00	3,377,099.00	3,377,099.00	0.00	0.00	
Alte venituri din prestari de servicii si alte activitati	33.10.50	10,300	10,300.00	4,752.00	0.00	4,752.00	3,302.00	1,450.00	0.00	

Amenzi, penalitati si confiscari	35.10	1,700	1,700.00	0.00	0.00	0.00	0.00	0.00	0.00
Alte amenzi, penalitati si confiscari	35.10.50	1,700	1,700.00	0.00	0.00	0.00	0.00	0.00	0.00
Transferuri voluntare, altele decat subventiile	37.10	0	0.00	0.00	0.00	0.00	0.00	0.00	0.00
Varsaminte din sectiunea de functionare pentru finantarea sectiunii de dezvoltare a bugetului local	37.10.03	-200,000	-330,000.00	-136,178.00	0.00	-136,178.00	-136,178.00	0.00	0.00
Varsaminte din sectiunea de functionare	37.10.04	200,000	330,000.00	136,178.00	0.00	136,178.00	136,178.00	0.00	0.00
IV. SUBVENTII	00.17	21,578,000	30,883,400.00	28,864,863.00	1,796,561.00	27,068,302.00	27,063,720.00	0.00	1,801,143.00
Subventii de la bugetul de stat (cod 42.10.11+ 42.10.39+ 42.10.43+ 42.10.62+42.10.70+ 42.10.81+ 42.10.82+ 42.10.88 la 42.10.91)	42.10	55,000	1,492,880.00	0.00	0.00	0.00	0.00	0.00	0.00
Sume alocate pentru stimulentele de risc	42.10.82	55,000	55,000.00	0.00	0.00	0.00	0.00	0.00	0.00
Alocari de sume din PNRR aferente asistentei financiare nerambursabile (cod 42.10.88.01 la 42.10.88.03)	42.10.88	0	1,437,880.00	0.00	0.00	0.00	0.00	0.00	0.00
Fonduri europene nerambursabile	42.10.88.01	0	1,437,880.00	0.00	0.00	0.00	0.00	0.00	0.00
Subventii de la alte administratii (cod 43.10.09+43.10.10+43.10.14 la 43.10.17+ 43.10.19+43.10.25+ 43.10.26. +43.10.27+ 43.10.31+ 43.10.33+43.10.40 +43.10.45)	43.10	21,523,000	29,390,520.00	28,864,863.00	1,796,561.00	27,068,302.00	27,063,720.00	0.00	1,801,143.00
Subventii din bugetele locale pentru finantarea cheltuielilor de capital din domeniul sanatatii	43.10.14	803,000	2,232,520.00	1,794,540.00	0.00	1,794,540.00	1,794,540.00	0.00	0.00
Sume din bugetul de stat catre bugetele locale pentru finantarea investitiilor in sanatate	43.10.16	0	6,088,000.00	4,503,064.00	0.00	4,503,064.00	4,503,064.00	0.00	0.00
Sume din bugetul de stat catre bugetele locale pentru finantarea aparaturii medicale si echipamentelor de comunicatii in urgenta in sanatate	43.10.16.01	0	6,088,000.00	4,503,064.00	0.00	4,503,064.00	4,503,064.00	0.00	0.00
Subventii din bugetul Fondului national de asigurari sociale de sanatate pentru acoperirea cresterilor salariale	43.10.33	20,720,000	21,070,000.00	22,567,259.00	1,796,561.00	20,770,698.00	20,766,116.00	0.00	1,801,143.00
Alte sume primite de la UE (cod 46.10.04 + 46.10.05)	46.10	55,200	55,200.00	44,164.00	0.00	44,164.00	44,164.00	0.00	0.00
Alte sume primite din fonduri de la Uniunea Europeană pentru programele operaționale finanțate din cadrul financiar 2014-2020	46.10.04	55,200	55,200.00	44,164.00	0.00	44,164.00	44,164.00	0.00	0.00

Sume primite de la UE/alti donatori in contul platilor efectuate si prefinantari aferente cadrului financiar 2014-2020	48.10	6,503,810	6,503,810.00	4,073,791.00	282,463.00	3,791,328.00	3,821,270.00	238,299.00	14,222.00
Fondul European de Dezvoltare Regională (FEDR)	48.10.01	6,503,810	6,503,810.00	4,073,791.00	282,463.00	3,791,328.00	3,821,270.00	238,299.00	14,222.00
Sume primite in contul platilor efectuate in anul curent	48.10.01.01	6,263,430	6,503,810.00	454,639.00	44,164.00	410,475.00	440,417.00	0.00	14,222.00
Sume primite in contul platilor efectuate in anii anteriori	48.10.01.02	240,380	0.00	238,299.00	238,299.00	0.00	0.00	238,299.00	0.00
Prefinantare	48.10.01.03	0	0.00	3,380,853.00	0.00	3,380,853.00	3,380,853.00	0.00	0.00


Primar

Cosmin Ionut Andrei



Director economic

Mirela Gheorghita



DIRECTIA SERVICII PUBLICE - BOTOSANI, Directia Sport si Agrement, Filarmonica George Enescu, Politia Locala a Municipiului Botosani, Teatrul Mihai Eminescu, Teatrul pentru Copii si Tineret Vasilache

Contul de executie a bugetului institutie publice si activitatilor finantate integral sau partial din venituri proprii (de subordonare locala) - venituri

31 Decembrie 2023


Cod Anexa: Anexa 09

<i>SURSA G</i>									
Denumirea indicatorului	Cod Rand	Prevederi bugetare initiale	Prevederi bugetare definitive	Drepturi constatate Total, din care:	Drepturi constatate din anii precedenti	Drepturi constatate din anul curent	Incasari realizate	Stingeri pe alte cai decat incasari	Drepturi constatate de incasat
A	B	1	2	3	4	5	6	7	8
TOTAL VENITURI (cod 00.02 + 00.15 + 00.16 + 00.17 + 45.10 + 46.10 + 48.10)	00.01	49,139,410	64,097,320.00	55,488,430.00	121,682.00	55,366,748.00	55,289,223.00	0.00	199,207.00
I. VENITURI CURENTE	00.02	15,159,100	16,011,080.00	16,822,455.00	121,682.00	16,700,773.00	16,623,248.00	0.00	199,207.00
C. VENITURI NEFISCALE	00.12	15,159,100	16,011,080.00	16,822,455.00	121,682.00	16,700,773.00	16,623,248.00	0.00	199,207.00
C1. VENITURI DIN PROPRIETATE	00.13	5,433,500	5,433,500.00	5,904,676.00	14,177.00	5,890,499.00	5,894,861.00	0.00	9,815.00
Venituri din proprietate	30.10	5,433,500	5,433,500.00	5,904,676.00	14,177.00	5,890,499.00	5,894,861.00	0.00	9,815.00
Venituri din concesiuni si inchirieri *)	30.10.05	5,433,500	5,433,500.00	5,904,676.00	14,177.00	5,890,499.00	5,894,861.00	0.00	9,815.00
Alte venituri din concesiuni si inchirieri de catre institutiile publice	30.10.05.30	5,433,500	5,433,500.00	5,904,676.00	14,177.00	5,890,499.00	5,894,861.00	0.00	9,815.00
C2. VANZARI DE BUNURI SI SERVICII	00.14	9,725,600	10,577,580.00	10,917,779.00	107,505.00	10,810,274.00	10,728,387.00	0.00	189,392.00
Venituri din prestari de servicii si alte activitati	33.10	8,940,100	9,682,100.00	9,912,670.00	89,429.00	9,823,241.00	9,724,447.00	0.00	188,223.00
Venituri din prestari de servicii	33.10.08	794,000	794,000.00	675,048.00	3,761.00	671,287.00	670,827.00	0.00	4,221.00
Venituri din serbari si spectacole scolare, manifestari culturale, artistice si sportive	33.10.19	6,741,300	7,483,300.00	7,894,239.00	31,343.00	7,862,896.00	7,747,448.00	0.00	146,791.00
Alte venituri din prestari de servicii si alte activitati	33.10.50	1,404,800	1,404,800.00	1,343,383.00	54,325.00	1,289,058.00	1,306,172.00	0.00	37,211.00
Amenzi, penalitati si confiscari	35.10	5,500	5,500.00	11,327.00	0.00	11,327.00	10,700.00	0.00	627.00
Alte amenzi, penalitati si confiscari	35.10.50	5,500	5,500.00	11,327.00	0.00	11,327.00	10,700.00	0.00	627.00

Diverse venituri	36.10	780,000	880,000.00	983,802.00	18,076.00	965,726.00	983,260.00	0.00	542.00
Alte venituri	36.10.50	780,000	880,000.00	983,802.00	18,076.00	965,726.00	983,260.00	0.00	542.00
Transferuri voluntare, altele decat subventiile	37.10	0	9,980.00	9,980.00	0.00	9,980.00	9,980.00	0.00	0.00
Donatii si sponsorizari	37.10.01	0	9,980.00	9,980.00	0.00	9,980.00	9,980.00	0.00	0.00
IV. SUBVENTII	00.17	33,980,310	48,086,240.00	38,665,975.00	0.00	38,665,975.00	38,665,975.00	0.00	0.00
Subventii de la alte administratii (cod 43.10.09+43.10.10+43.10.14 la 43.10.17+ 43.10.19+43.10.25+ 43.10.26, +43.10.27+ 43.10.31+ 43.10.33+43.10.40 +43.10.45)	43.10	33,980,310	48,086,240.00	38,665,975.00	0.00	38,665,975.00	38,665,975.00	0.00	0.00
Subventii pentru institutii publice	43.10.09	32,843,700	46,909,120.00	37,697,459.00	0.00	37,697,459.00	37,697,459.00	0.00	0.00
Subventii pentru institutii publice destinate sectiunii de dezvoltare	43.10.19	1,136,610	1,177,120.00	968,516.00	0.00	968,516.00	968,516.00	0.00	0.00

Primar

Cosmin Ionut Andrei



Director economic

Mirela Gheorghita



Centralizat UAT Botosani

Contul de executie a bugetului institutie publice si activitatilor finantate integral sau partial din venituri proprii (de subordonare locala) - cheltuieli

31 Decembrie 2023

Cod Anexa: Anexa 11


02										
Denumirea indicatorului	Cod Rand	Credite de angajament initiale	Credite de angajament definitive	Credite bugetare initiale	Credite bugetare definitive	Angajamente bugetare	Angajamente legale	Plati efectuate	Angajamente legale de platit	Cheltuieli efective
A	B	1	2	3	4	5	6	7	8	9
Total	00.10	2,834,610	10,565,640.00	124,117,300.00	149,091,910.00	122,702,864.00	122,649,721.00	120,858,911.00	1,790,810.00	114,175,022.00
Partea a II-a APARARE, ORDINE PUBLICA SI SIGURANTA NATIONALA	59.10	0	0.00	10,513,000.00	9,954,100.00	9,610,033.00	9,610,033.00	9,610,033.00	0.00	9,766,266.00
Ordine publica si siguranta nationala	61.10	0	0.00	10,513,000.00	9,954,100.00	9,610,033.00	9,610,033.00	9,610,033.00	0.00	9,766,266.00
Ordine publica	61.10.03	0	0.00	10,513,000.00	9,954,100.00	9,610,033.00	9,610,033.00	9,610,033.00	0.00	9,766,266.00
Politie locala	61.10.03.04	0	0.00	10,513,000.00	9,954,100.00	9,610,033.00	9,610,033.00	9,610,033.00	0.00	9,766,266.00
Partea a III-a CHELTUIELI SOCIAL-CULTURALE	63.10	2,167,610	9,873,640.00	96,392,300.00	122,100,810.00	99,568,044.00	99,514,901.00	97,724,091.00	1,790,810.00	92,085,258.00
Invatamant	65.10	217,000	237,000.00	10,038,870.00	10,090,170.00	7,502,950.00	7,449,807.00	6,606,583.00	843,224.00	6,740,695.00
invatamant prescolar si primar	65.10.03	0	0.00	4,311,680.00	4,311,680.00	3,152,976.00	3,099,833.00	3,064,648.00	35,185.00	3,093,010.00
invatamant prescolar	65.10.03.01	0	0.00	4,311,680.00	4,311,680.00	3,152,976.00	3,099,833.00	3,064,648.00	35,185.00	3,093,010.00
invatamant secundar	65.10.04	217,000	237,000.00	5,727,190.00	5,778,490.00	4,349,974.00	4,349,974.00	3,541,935.00	808,039.00	3,647,685.00
invatamant secundar inferior	65.10.04.01	3,000	3,000.00	247,120.00	247,120.00	42,199.00	42,199.00	24,147.00	18,052.00	18,761.00
invatamant secundar superior	65.10.04.02	214,000	234,000.00	5,480,070.00	5,531,370.00	4,307,775.00	4,307,775.00	3,517,788.00	789,987.00	3,628,924.00
Sanatate	66.10	852,000	8,536,520.00	60,100,040.00	70,065,440.00	57,554,800.00	57,554,800.00	56,607,214.00	947,586.00	48,981,585.00
Servicii medicale in unitati sanitare cu paturi	66.10.06	852,000	8,536,520.00	60,100,040.00	70,065,440.00	57,554,800.00	57,554,800.00	56,607,214.00	947,586.00	48,981,585.00
Spitale generale	66.10.06.01	852,000	8,536,520.00	60,100,040.00	70,065,440.00	57,554,800.00	57,554,800.00	56,607,214.00	947,586.00	48,981,585.00

Cultura, recreere si religie	67.10	1,098,610	1,100,120.00	26,253,390.00	41,945,200.00	34,510,294.00	34,510,294.00	34,510,294.00	0.00	36,362,978.00
Servicii culturale	67.10.03	719,000	661,000.00	12,060,980.00	27,493,280.00	20,473,348.00	20,473,348.00	20,473,348.00	0.00	20,377,248.00
Institutiile publice de spectacole si concerte	67.10.03.04	719,000	661,000.00	12,060,980.00	27,493,280.00	20,473,348.00	20,473,348.00	20,473,348.00	0.00	20,377,248.00
Servicii recreative si sportive	67.10.05	379,610	439,120.00	14,192,410.00	14,451,920.00	14,036,946.00	14,036,946.00	14,036,946.00	0.00	15,985,730.00
Sport	67.10.05.01	379,610	439,120.00	14,192,410.00	14,451,920.00	14,036,946.00	14,036,946.00	14,036,946.00	0.00	15,985,730.00
Partea a IV-a SERVICII SI DEZVOLTARE PUBLICA, LOCUINTE, MEDIU SI APE	70.00	667,000	692,000.00	17,212,000.00	17,037,000.00	13,524,787.00	13,524,787.00	13,524,787.00	0.00	12,323,498.00
Locuinte, servicii si dezvoltare publica	70.10	667,000	692,000.00	15,987,000.00	16,012,000.00	12,728,835.00	12,728,835.00	12,728,835.00	0.00	11,499,009.00
Alte servicii in domeniile locuintelor, serviciilor si dezvoltarii comunale	70.10.50	667,000	692,000.00	15,987,000.00	16,012,000.00	12,728,835.00	12,728,835.00	12,728,835.00	0.00	11,499,009.00
Protectia mediului	74.10	0	0.00	1,225,000.00	1,025,000.00	795,952.00	795,952.00	795,952.00	0.00	824,489.00
Alte servicii in domeniul protectiei mediului	74.10.50	0	0.00	1,225,000.00	1,025,000.00	795,952.00	795,952.00	795,952.00	0.00	824,489.00
Partea a VII-a REZERVE, EXCEDENT/DEFICIT	96.10	0	0.00	-9,497,480.00	-9,497,480.00	0.00	0.00	-257,959.00	0.00	0.00
Excedent	98.10	0	0.00	-9,497,480.00	-9,497,480.00	0.00	0.00	-257,959.00	0.00	0.00

Primar
Cosmin Ionut Andrei



Director economic
Mirela Gheorghita



Contul de executie a bugetului institutie publice - cheltuieli

31 Decembrie 2023

Cod Anexa: Anexa 07B

10 TOTAL										
Denumirea indicatorului	Cod Rand	Credite de angajament initiale	Credite de angajament definitive	Credite bugetare initiale	Credite bugetare definitive	Angajamente bugetare	Angajamente legale	Plati efectuate	Angajamente legale de platit	Cheltuieli efective
A	B	1	2	3	4	5	6	7	8	9
TOTAL CHELTUIELI (01+60+61+70+79+82+85)	00	2,834,610	10,565,640.00	124,117,300.00	149,091,910.00	122,702,864.00	122,649,721.00	120,858,911.00	1,790,810.00	114,175,022.00
01. CHELTUIELI CURENTE (01=10+20+30+40+50+51+55+56+57+59+65)	01	0	0.00	120,285,420.00	136,147,360.00	114,562,931.00	114,509,788.00	112,906,756.00	1,603,032.00	109,233,227.00
TITLUL I CHELTUIELI DE PERSONAL	10	0	0.00	74,509,270.00	85,854,350.00	77,649,461.00	77,649,461.00	77,649,461.00	0.00	77,747,988.00
Cheltuieli salariale in bani	10.01	0	0.00	70,306,120.00	81,229,800.00	73,346,957.00	73,346,957.00	73,346,957.00	0.00	73,387,478.00
Salarii de baza	10.01.01	0	0.00	50,534,170.00	59,616,020.00	54,373,088.00	54,373,088.00	54,373,088.00	0.00	54,667,795.00
Sporuri pentru conditii de munca	10.01.05	0	0.00	11,450,000.00	11,174,800.00	10,295,031.00	10,295,031.00	10,295,031.00	0.00	10,296,587.00
Alte sporuri	10.01.06	0	0.00	2,060,200.00	2,073,500.00	1,917,629.00	1,917,629.00	1,917,629.00	0.00	1,986,198.00
Fond pentru posturi ocupate prin cumul	10.01.10	0	0.00	15,000.00	30,000.00	12,170.00	12,170.00	12,170.00	0.00	14,399.00
Fond aferent platii cu ora	10.01.11	0	0.00	1,120,000.00	1,160,000.00	1,052,416.00	1,052,416.00	1,052,416.00	0.00	1,077,743.00
Indemnizatii platite unor persoane din afara unitatii	10.01.12	0	0.00	690,000.00	1,928,030.00	1,512,993.00	1,512,993.00	1,512,993.00	0.00	1,516,185.00
Drepturi de delegare	10.01.13	0	0.00	119,000.00	94,400.00	54,450.00	54,450.00	54,450.00	0.00	54,450.00
Indemnizatie de hrana	10.01.17	0	0.00	2,614,000.00	3,030,800.00	2,514,886.00	2,514,886.00	2,514,886.00	0.00	2,508,017.00
Stimulentul de risc	10.01.29	0	0.00	55,000.00	55,000.00	0.00	0.00	0.00	0.00	0.00
Alte drepturi salariale in bani	10.01.30	0	0.00	1,648,750.00	2,067,250.00	1,614,294.00	1,614,294.00	1,614,294.00	0.00	1,266,104.00
Cheltuieli salariale in natura	10.02	0	0.00	2,541,150.00	2,691,550.00	2,593,421.00	2,593,421.00	2,593,421.00	0.00	2,638,356.00

Norma de hrana	10.02.02	0	0.00	1,250,000.00	1,436,000.00	1,415,622.00	1,415,622.00	1,415,622.00	0.00	1,460,905.00
Vouchere de vacanta	10.02.06	0	0.00	1,291,150.00	1,255,550.00	1,177,799.00	1,177,799.00	1,177,799.00	0.00	1,177,451.00
Contributii	10.03	0	0.00	1,662,000.00	1,933,000.00	1,709,083.00	1,709,083.00	1,709,083.00	0.00	1,722,154.00
Contributii de asigurari sociale de stat	10.03.01	0	0.00	61,000.00	150,000.00	114,722.00	114,722.00	114,722.00	0.00	115,563.00
Contributia asiguratorie pentru munca	10.03.07	0	0.00	1,601,000.00	1,783,000.00	1,594,361.00	1,594,361.00	1,594,361.00	0.00	1,606,591.00
TITLUL II BUNURI SI SERVICII	20	0	0.00	38,765,140.00	43,190,300.00	32,115,057.00	32,061,914.00	30,975,758.00	1,086,156.00	30,415,844.00
Bunuri si servicii	20.01	0	0.00	16,434,010.00	20,824,500.00	15,961,444.00	15,961,444.00	15,551,694.00	409,750.00	15,406,560.00
Fumituri de birou	20.01.01	0	0.00	283,330.00	258,930.00	158,487.00	158,487.00	143,243.00	15,244.00	157,377.00
Materiale pentru curatenie	20.01.02	0	0.00	493,000.00	525,100.00	302,816.00	302,816.00	282,777.00	20,039.00	331,597.00
Incalzit, iluminat si forta motrica	20.01.03	0	0.00	5,917,880.00	7,570,280.00	6,060,032.00	6,060,032.00	5,894,531.00	165,501.00	5,405,785.00
Apa, canal si salubritate	20.01.04	0	0.00	871,000.00	1,075,000.00	821,874.00	821,874.00	796,653.00	25,221.00	776,319.00
Carburanti si lubrifianti	20.01.05	0	0.00	621,420.00	478,920.00	354,871.00	354,871.00	345,932.00	8,939.00	371,286.00
Piese de schimb	20.01.06	0	0.00	357,220.00	414,620.00	291,353.00	291,353.00	287,673.00	3,680.00	298,154.00
Transport	20.01.07	0	0.00	27,000.00	20,000.00	7,105.00	7,105.00	5,624.00	1,481.00	5,612.00
Posta, telecomunicatii, radio, tv, internet	20.01.08	0	0.00	243,000.00	289,410.00	215,975.00	215,975.00	208,330.00	7,645.00	210,480.00
Materiale si prestari de servicii cu caracter functional	20.01.09	0	0.00	3,511,620.00	4,341,220.00	3,408,026.00	3,408,026.00	3,333,096.00	74,930.00	3,407,855.00
Alte bunuri si servicii pentru intretinere si functionare	20.01.30	0	0.00	4,108,540.00	5,851,020.00	4,340,905.00	4,340,905.00	4,253,835.00	87,070.00	4,442,095.00
Reparatii curente	20.02	0	0.00	1,604,620.00	1,544,320.00	956,013.00	956,013.00	825,085.00	130,928.00	798,545.00
Hrana	20.03	0	0.00	9,979,790.00	9,789,930.00	7,471,166.00	7,418,023.00	7,116,528.00	301,495.00	7,212,394.00
Hrana pentru oameni	20.03.01	0	0.00	9,979,790.00	9,789,930.00	7,471,166.00	7,418,023.00	7,116,528.00	301,495.00	7,211,407.00
Hrana pentru animale	20.03.02	0	0.00	0.00	0.00	0.00	0.00	0.00	0.00	987.00
Medicamente si materiale sanitare	20.04	0	0.00	4,017,530.00	4,186,530.00	3,202,761.00	3,202,761.00	3,079,994.00	122,767.00	4,067,317.00
Medicamente	20.04.01	0	0.00	2,332,530.00	2,332,530.00	1,904,105.00	1,904,105.00	1,881,219.00	22,886.00	2,721,611.00
Materiale sanitare	20.04.02	0	0.00	553,000.00	574,000.00	434,371.00	434,371.00	418,482.00	15,889.00	497,943.00

Reactivi	20.04.03	0	0.00	944,000.00	1,094,000.00	793,020.00	793,020.00	712,259.00	80,761.00	742,666.00
Dezinfectanti	20.04.04	0	0.00	188,000.00	186,000.00	71,265.00	71,265.00	68,034.00	3,231.00	105,097.00
Bunuri de natura obiectelor de inventar	20.05	0	0.00	2,599,310.00	2,197,020.00	1,177,860.00	1,177,860.00	1,132,483.00	45,377.00	874,714.00
Uniforme si echipament	20.05.01	0	0.00	525,200.00	359,200.00	228,165.00	228,165.00	228,136.00	29.00	162,505.00
Lenjerie si accesorii de pat	20.05.03	0	0.00	257,030.00	165,000.00	30,711.00	30,711.00	30,711.00	0.00	71,002.00
Alte obiecte de inventar	20.05.30	0	0.00	1,817,080.00	1,672,820.00	918,984.00	918,984.00	873,636.00	45,348.00	641,207.00
Deplasari, detasari, transferari	20.06	0	0.00	350,400.00	574,900.00	301,559.00	301,559.00	295,694.00	5,865.00	295,617.00
Deplasari interne, detasari, transferari	20.06.01	0	0.00	278,000.00	447,500.00	261,868.00	261,868.00	256,003.00	5,865.00	255,926.00
Deplasari in strainatate	20.06.02	0	0.00	72,400.00	127,400.00	39,691.00	39,691.00	39,691.00	0.00	39,691.00
Materiale de laborator	20.09	0	0.00	35,000.00	30,000.00	12,518.00	12,518.00	5,893.00	6,625.00	9,735.00
Carti, publicatii si materiale documentare	20.11	0	0.00	43,400.00	42,400.00	16,259.00	16,259.00	6,259.00	10,000.00	8,655.00
Pregatire profesionala	20.13	0	0.00	157,400.00	125,000.00	39,177.00	39,177.00	37,177.00	2,000.00	36,839.00
Protectia muncii	20.14	0	0.00	223,800.00	249,300.00	105,766.00	105,766.00	100,101.00	5,665.00	130,134.00
Cheltuieli judiciare si extrajudiciare derivate din actiuni in reprezentarea intereselor statului, potrivit dispozitiilor legale	20.25	0	0.00	24,000.00	24,000.00	3,531.00	3,531.00	3,531.00	0.00	3,531.00
Alte cheltuieli	20.30	0	0.00	3,295,880.00	3,602,400.00	2,867,003.00	2,867,003.00	2,821,319.00	45,684.00	1,571,803.00
Reclama si publicitate	20.30.01	0	0.00	229,000.00	223,000.00	132,096.00	132,096.00	132,096.00	0.00	126,535.00
Protocol si reprezentare	20.30.02	0	0.00	15,000.00	19,000.00	9,988.00	9,988.00	9,988.00	0.00	24,526.00
Prime de asigurare non-viata	20.30.03	0	0.00	62,000.00	80,800.00	61,229.00	61,229.00	59,256.00	1,973.00	43,804.00
Chirii	20.30.04	0	0.00	225,000.00	436,500.00	374,205.00	374,205.00	374,205.00	0.00	366,979.00
Alte cheltuieli cu bunuri si servicii	20.30.30	0	0.00	2,764,880.00	2,843,100.00	2,289,485.00	2,289,485.00	2,245,774.00	43,711.00	1,009,959.00
TITLUL X Proiecte cu finantare din fonduri externe nerambursabile aferente cadrului financiar 2014-2020 (cod 58.01 la 58.17+58.19 la 58.39)	58	0	0.00	6,559,010.00	6,559,010.00	4,412,533.00	4,412,533.00	3,895,657.00	516,876.00	674,338.00
Programe din Fondul European de Dezvoltare Regionala (FEDR)	58.01	0	0.00	6,559,010.00	6,559,010.00	4,412,533.00	4,412,533.00	3,895,657.00	516,876.00	674,338.00

Finantare externa nerambursabila	58.01.02	0	0.00	6,559,010.00	6,559,010.00	4,412,533.00	4,412,533.00	3,895,657.00	516,876.00	674,338.00
TITLUL XI ALTE CHELTUIELI	59	0	0.00	452,000.00	543,700.00	385,880.00	385,880.00	385,880.00	0.00	395,057.00
Sume aferente persoanelor cu handicap neincadrate	59.40	0	0.00	452,000.00	543,700.00	385,880.00	385,880.00	385,880.00	0.00	395,057.00
Titlul XII Proiecte cu finantare din sumele reprezentand asistenta financiara nerambursabila aferenta PNRR (cod 60.01 la 60.11)	60	0	0.00	0.00	1,437,880.00	0.00	0.00	0.00	0.00	0.00
Fonduri europene nerambursabile	60.01	0	0.00	0.00	1,437,880.00	0.00	0.00	0.00	0.00	0.00
70. CHELTUIELI DE CAPITAL (70=71+72+75)	70	2,834,610	10,565,640.00	3,831,880.00	11,576,910.00	8,278,551.00	8,278,551.00	8,090,773.00	187,778.00	4,941,795.00
TITLUL XV ACTIVE NEFINANCIARE (cod 71.01 la 71.03)	71	2,834,610	10,565,640.00	3,831,880.00	11,576,910.00	8,278,551.00	8,278,551.00	8,090,773.00	187,778.00	4,941,795.00
Active fixe	71.01	2,834,610	10,565,640.00	3,831,880.00	11,576,910.00	8,278,551.00	8,278,551.00	8,090,773.00	187,778.00	4,941,795.00
Constructii	71.01.01	932,000	999,660.00	1,033,000.00	1,180,660.00	797,823.00	797,823.00	619,713.00	178,110.00	1,295,288.00
Masini, echipamente si mijloace de transport	71.01.02	1,366,160	9,166,430.00	2,084,430.00	9,804,700.00	7,124,533.00	7,124,533.00	7,124,533.00	0.00	2,559,308.00
Mobilier, aparatura birotica si alte active corporale	71.01.03	471,650	334,750.00	577,650.00	434,750.00	296,696.00	296,696.00	296,395.00	301.00	1,000,303.00
Alte active fixe	71.01.30	64,800	64,800.00	136,800.00	156,800.00	59,499.00	59,499.00	50,132.00	9,367.00	86,896.00
TITLUL XXI PLATI EFECTUATE IN ANII PRECEDENTI SI RECUPERATE IN ANUL CURENT (cod 85.01)	85	0	0.00	0.00	-70,240.00	-138,618.00	-138,618.00	-138,618.00	0.00	0.00
Plati efectuate in anii precedenti si recuperate in anul curent	85.01	0	0.00	0.00	-70,240.00	-138,618.00	-138,618.00	-138,618.00	0.00	0.00
Plati efectuate in anii precedenti si recuperate in anul curent in sectiunea de functionare a bugetului local	85.01.01	0	0.00	0.00	-33,240.00	-101,618.00	-101,618.00	-101,618.00	0.00	0.00
Plati efectuate in anii precedenti si recuperate in anul curent in sectiunea de dezvoltare a bugetului local	85.01.02	0	0.00	0.00	-37,000.00	-37,000.00	-37,000.00	-37,000.00	0.00	0.00

SECTIUNEA DE FUNCTIONARE

10

Denumirea indicatorului	Cod Rand	Credite de angajament initiale	Credite de angajament definitive	Credite bugetare initiale	Credite bugetare definitive	Angajamente bugetare	Angajamente legale	Plati efectuate	Angajamente legale de platit	Cheltuieli efective
A	B	1	2	3	4	5	6	7	8	9

TOTAL CHELTUIELI (01+60+61+70+79+82+85)Sectiune de functionare	00	0	0	113,726,410	129,555,110	110,048,780	109,995,637	108,909,481	1,086,156	108,558,889
01. CHELTUIELI CURENTE (01=10+20+30+40+50+51+55+56+57+59 +65)	01	0	0	113,726,410	129,588,350	110,150,398	110,097,255	109,011,099	1,086,156	108,558,889
TITLUL I CHELTUIELI DE PERSONAL	10	0	0	74,509,270	85,854,350	77,649,461	77,649,461	77,649,461	0	77,747,988
Cheltuieli salariale in bani	10.01	0	0	70,306,120	81,229,800	73,346,957	73,346,957	73,346,957	0	73,387,478
Salarii de baza	10.01.01	0	0	50,534,170	59,616,020	54,373,088	54,373,088	54,373,088	0	54,667,795
Sporuri pentru conditii de munca	10.01.05	0	0	11,450,000	11,174,800	10,295,031	10,295,031	10,295,031	0	10,296,587
Alte sporuri	10.01.06	0	0	2,060,200	2,073,500	1,917,629	1,917,629	1,917,629	0	1,986,198
Fond pentru posturi ocupate prin cumul	10.01.10	0	0	15,000	30,000	12,170	12,170	12,170	0	14,399
Fond aferent platii cu ora	10.01.11	0	0	1,120,000	1,160,000	1,052,416	1,052,416	1,052,416	0	1,077,743
Indemnizatii platite unor persoane din afara unitatii	10.01.12	0	0	690,000	1,928,030	1,512,993	1,512,993	1,512,993	0	1,516,185
Drepturi de delegare	10.01.13	0	0	119,000	94,400	54,450	54,450	54,450	0	54,450
Indemnizatie de hrana	10.01.17	0	0	2,614,000	3,030,800	2,514,886	2,514,886	2,514,886	0	2,508,017
Stimulentul de risc	10.01.29	0	0	55,000	55,000	0	0	0	0	0
Alte drepturi salariale in bani	10.01.30	0	0	1,648,750	2,067,250	1,614,294	1,614,294	1,614,294	0	1,266,104
Cheltuieli salariale in natura	10.02	0	0	2,541,150	2,691,550	2,593,421	2,593,421	2,593,421	0	2,638,356
Norme de hrana	10.02.02	0	0	1,250,000	1,436,000	1,415,622	1,415,622	1,415,622	0	1,460,905
Vouchere de vacanta	10.02.06	0	0	1,291,150	1,255,550	1,177,799	1,177,799	1,177,799	0	1,177,451
Contributii	10.03	0	0	1,662,000	1,933,000	1,709,083	1,709,083	1,709,083	0	1,722,154
Contributii de asigurari sociale de stat	10.03.01	0	0	61,000	150,000	114,722	114,722	114,722	0	115,563
Contributia asiguratorie pentru munca	10.03.07	0	0	1,601,000	1,783,000	1,594,361	1,594,361	1,594,361	0	1,606,591
TITLUL II BUNURI SI SERVICII	20	0	0	38,765,140	43,190,300	32,115,057	32,061,914	30,975,758	1,086,156	30,415,844
Bunuri si servicii	20.01	0	0	16,434,010	20,824,500	15,961,444	15,961,444	15,551,694	409,750	15,406,560
Furnituri de birou	20.01.01	0	0	283,330	258,930	158,487	158,487	143,243	15,244	157,377
Materiale pentru curatenie	20.01.02	0	0	493,000	525,100	302,816	302,816	282,777	20,039	331,597
Incalzit, iluminat si forta motrica	20.01.03	0	0	5,917,880	7,570,280	6,060,032	6,060,032	5,894,531	165,501	5,405,785
Apa, canal si salubritate	20.01.04	0	0	871,000	1,075,000	821,874	821,874	796,653	25,221	776,319
Carburanti si lubrifianti	20.01.05	0	0	621,420	478,920	354,871	354,871	345,932	8,939	371,286

Piese de schimb	20.01.06	0	0	357,220	414,620	291,353	291,353	287,673	3,680	298,154
Transport	20.01.07	0	0	27,000	20,000	7,105	7,105	5,624	1,481	5,612
Posta, telecomunicatii, radio, tv, internet	20.01.08	0	0	243,000	289,410	215,975	215,975	208,330	7,645	210,480
Materiale si prestari de servicii cu caracter functional	20.01.09	0	0	3,511,620	4,341,220	3,408,026	3,408,026	3,333,096	74,930	3,407,855
Alte bunuri si servicii pentru intretinere si functionare	20.01.30	0	0	4,108,540	5,851,020	4,340,905	4,340,905	4,253,835	87,070	4,442,095
Reparatii curente	20.02	0	0	1,604,620	1,544,320	956,013	956,013	825,085	130,928	798,545
Hrana	20.03	0	0	9,979,790	9,789,930	7,471,166	7,418,023	7,116,528	301,495	7,212,394
Hrana pentru oameni	20.03.01	0	0	9,979,790	9,789,930	7,471,166	7,418,023	7,116,528	301,495	7,211,407
Hrana pentru animale	20.03.02	0	0	0	0	0	0	0	0	987
Medicamente si materiale sanitare	20.04	0	0	4,017,530	4,186,530	3,202,761	3,202,761	3,079,994	122,767	4,067,317
Medicamente	20.04.01	0	0	2,332,530	2,332,530	1,904,105	1,904,105	1,881,219	22,886	2,721,611
Materiale sanitare	20.04.02	0	0	553,000	574,000	434,371	434,371	418,482	15,889	497,943
Reactivi	20.04.03	0	0	944,000	1,094,000	793,020	793,020	712,259	80,761	742,666
Dezinfectanti	20.04.04	0	0	188,000	186,000	71,265	71,265	68,034	3,231	105,097
Bunuri de natura obiectelor de inventar	20.05	0	0	2,599,310	2,197,020	1,177,860	1,177,860	1,132,483	45,377	874,714
Uniforme si echipament	20.05.01	0	0	525,200	359,200	228,165	228,165	228,136	29	162,505
Lenjerie si accesorii de pat	20.05.03	0	0	257,030	165,000	30,711	30,711	30,711	0	71,002
Alte obiecte de inventar	20.05.30	0	0	1,817,080	1,672,820	918,984	918,984	873,636	45,348	641,207
Deplasari, detasari, transferari	20.06	0	0	350,400	574,900	301,559	301,559	295,694	5,865	295,617
Deplasari interne, detasari, transferari	20.06.01	0	0	278,000	447,500	261,868	261,868	256,003	5,865	255,926
Deplasari in strainatate	20.06.02	0	0	72,400	127,400	39,691	39,691	39,691	0	39,691
Materiale de laborator	20.09	0	0	35,000	30,000	12,518	12,518	5,893	6,625	9,735
Carti, publicatii si materiale documentare	20.11	0	0	43,400	42,400	16,259	16,259	6,259	10,000	8,655
Pregatire profesionala	20.13	0	0	157,400	125,000	39,177	39,177	37,177	2,000	36,839
Protectia muncii	20.14	0	0	223,800	249,300	105,766	105,766	100,101	5,665	130,134
Cheltuieli judiciare si extrajudiciare derivate din actiuni in reprezentarea intereselor statului, potrivit dispozitiilor legale	20.25	0	0	24,000	24,000	3,531	3,531	3,531	0	3,531
Alte cheltuieli	20.30	0	0	3,295,880	3,602,400	2,867,003	2,867,003	2,821,319	45,684	1,571,803

Reclama și publicitate	20.30.01	0	0	229,000	223,000	132,096	132,096	132,096	0	126,535
Protocol și reprezentare	20.30.02	0	0	15,000	19,000	9,988	9,988	9,988	0	24,526
Prime de asigurare non-viata	20.30.03	0	0	62,000	80,800	61,229	61,229	59,256	1,973	43,804
Chirii	20.30.04	0	0	225,000	436,500	374,205	374,205	374,205	0	366,979
Alte cheltuieli cu bunuri și servicii	20.30.30	0	0	2,764,880	2,843,100	2,289,485	2,289,485	2,245,774	43,711	1,009,959
TITLUL XI ALTE CHELTUIELI	59	0	0	452,000	543,700	385,880	385,880	385,880	0	395,057
Sume aferente persoanelor cu handicap neincadrate	59.40	0	0	452,000	543,700	385,880	385,880	385,880	0	395,057
TITLUL XXI PLATI EFECTUATE IN ANII PRECEDENTI SI RECUPERATE IN ANUL CURENT (cod 85.01)	85	0	0	0	-33,240	-101,618	-101,618	-101,618	0	0
Plati efectuate in anii precedenti si recuperate in anul curent	85.01	0	0	0	-33,240	-101,618	-101,618	-101,618	0	0
Plati efectuate in anii precedenti si recuperate in anul curent in sectiunea de functionare a bugetului local	85.01.01	0	0	0	-33,240	-101,618	-101,618	-101,618	0	0

SECTIUNEA DE DEZVOLTARE

10

Denumirea Indicatorului	Cod Rand	Credite de angajament initiale	Credite de angajament definitive	Credite bugetare initiale	Credite bugetare definitive	Angajamente bugetare	Angajamente legale	Plati efectuate	Angajamente legale de platit	Cheltuieli efective
A	B	1	2	3	4	5	6	7	8	9
TOTAL CHELTUIELI (01+60+61+70+79+82+85)Sectiune de dezvoltare	00	2,834,610	10,565,640	10,390,890	19,536,800	12,654,084	12,654,084	11,949,430	704,654	5,616,133
01. CHELTUIELI CURENTE (01=10+20+30+40+50+51+55+56+57+59+65)	01	0	0	6,559,010	6,559,010	4,412,533	4,412,533	3,895,657	516,876	674,338
TITLUL X Proiecte cu finantare din fonduri externe nerambursabile aferente cadrului financiar 2014-2020 (cod 58.01 la 58.17+58.19 la 58.39)	58	0	0	6,559,010	6,559,010	4,412,533	4,412,533	3,895,657	516,876	674,338
Programe din Fondul European de Dezvoltare Regionala (FEDR)	58.01	0	0	6,559,010	6,559,010	4,412,533	4,412,533	3,895,657	516,876	674,338
Finantare externa nerambursabila	58.01.02	0	0	6,559,010	6,559,010	4,412,533	4,412,533	3,895,657	516,876	674,338
Titlu XII Proiecte cu finantare din sumele reprezentand asistenta financiara nerambursabila aferenta PNRR (cod 60.01 la 60.11)	60	0	0	0	1,437,880	0	0	0	0	0
Fonduri europene nerambursabile	60.01	0	0	0	1,437,880	0	0	0	0	0

70. CHELTUIELI DE CAPITAL (70=71+72+75)	70	2,834,610	10,565,640	3,831,880	11,576,910	8,278,551	8,278,551	8,090,773	187,778	4,941,795
TITLUL XV ACTIVE NEFINANCIARE (cod 71.01 la 71.03)	71	2,834,610	10,565,640	3,831,880	11,576,910	8,278,551	8,278,551	8,090,773	187,778	4,941,795
Active fixe	71.01	2,834,610	10,565,640	3,831,880	11,576,910	8,278,551	8,278,551	8,090,773	187,778	4,941,795
Constructii	71.01.01	932,000	999,660	1,033,000	1,180,660	797,823	797,823	619,713	178,110	1,295,288
Masini, echipamente si mijloace de transport	71.01.02	1,366,160	9,166,430	2,084,430	9,804,700	7,124,533	7,124,533	7,124,533	0	2,559,308
Mobilier, aparatura birotica si alte active corporale	71.01.03	471,650	334,750	577,650	434,750	296,696	296,696	296,395	301	1,000,303
Alte active fixe	71.01.30	64,800	64,800	136,800	156,800	59,499	59,499	50,132	9,367	86,896
TITLUL XXI PLATI EFECTUATE IN ANII PRECEDENTI SI RECUPERATE IN ANUL CURENT (cod 85.01)	85	0	0	0	-37,000	-37,000	-37,000	-37,000	0	0
Plati efectuate in anii precedenti si recuperate in anul curent	85.01	0	0	0	-37,000	-37,000	-37,000	-37,000	0	0
Plati efectuate in anii precedenti si recuperate in anul curent in sectiunea de dezvoltare a bugetului local	85.01.02	0	0	0	-37,000	-37,000	-37,000	-37,000	0	0

Primar

Cosmin Ionut Andrei



Director economic

Mirela Gheorghita

Colegiul Economic – O. Onicescu, Colegiul National – A.T. Laurian, Colegiul National – Mihai Eminescu, Colegiul Tehnic – Gheorghe A
 Gradinita nr 22, Gradinita nr. 19, Gradinita nr. 23, Gradinita nr.6, Gradinita Sotron 21, Liceul Alexandru cel Bun, Liceul cu Program Spo
 Liceul de Arta – Stefan Luchian, Liceul Dimitrie Negreanu, Liceul Tehnologic – Elie Radu, Liceul Tehnologic – Petru Rares, Liceul Teor
 Grigore Antipa, Liceul Teoretic – Nicolae Iorga, Scoala Gimnaziala nr. 6-Grigore Antipa, Scoala Gimnaziala nr. 1 –Sfantul Nicolae, Scoa
 Gimnaziala nr. 10, Scoala Gimnaziala nr. 11, Scoala Gimnaziala nr. 12, Scoala Gimnaziala nr. 13, Scoala Gimnaziala nr. 14 –Stefan cel M
 Scoala Gimnaziala nr. 16 – Sfanta Maria, Scoala Gimnaziala nr. 17 , Scoala Gimnaziala nr. 2, Scoala Gimnaziala nr. 7 , Scoala Gimnazia
 –Elena Rares, Seminarul Teologic

Contul de executie a bugetului institutie publice - cheltuieli

31 Decembrie 2023

Cod Anexa: Anexa 07B

Denumirea indicatorului	Cod Rand	Credite de angajament initiale	Credite de angajament definitive	Credite bugetare initiale	Credite bugetare definitive	Angajamente bugetare	Angajamente legale	Plati efectuate	Angajamente legale de platit	Cheltuieli efective
A	B	1	2	3	4	5	6	7	8	9
65.10 SURSA E										LEI
TOTAL CHELTUIELI (01+60+61+70+79+82+85)	00	217,000	237,000.00	10,038,870.00	10,090,170.00	7,502,950.00	7,449,807.00	6,606,583.00	843,224.00	6,740,695.00
01. CHELTUIELI CURENTE (01=10+20+30+40+50+51+55+56+57+59+65)	01	0	0.00	9,821,870.00	9,853,170.00	7,285,485.00	7,232,342.00	6,557,846.00	674,496.00	6,692,376.00
TITLUL II BUNURI SI SERVICII	20	0	0.00	9,821,870.00	9,853,170.00	7,285,485.00	7,232,342.00	6,557,846.00	674,496.00	6,692,376.00
Bunuri si servicii	20.01	0	0.00	760,780.00	917,080.00	713,022.00	713,022.00	537,573.00	175,449.00	543,714.00
Furnituri de birou	20.01.01	0	0.00	24,000.00	23,600.00	18,469.00	18,469.00	3,225.00	15,244.00	4,056.00
Materiale pentru curatenie	20.01.02	0	0.00	36,000.00	40,600.00	34,722.00	34,722.00	24,370.00	10,352.00	24,018.00
Incalzit, iluminat si forta motrica	20.01.03	0	0.00	114,380.00	163,680.00	139,298.00	139,298.00	60,949.00	78,349.00	73,164.00
Apa, canal si salubritate	20.01.04	0	0.00	51,000.00	45,400.00	30,653.00	30,653.00	17,347.00	13,306.00	17,539.00
Carburanti si lubrifianti	20.01.05	0	0.00	16,220.00	20,220.00	10,945.00	10,945.00	3,225.00	7,720.00	4,384.00
Piese de schimb	20.01.06	0	0.00	2,220.00	3,220.00	3,220.00	3,220.00	2,389.00	831.00	2,351.00
Transport	20.01.07	0	0.00	10,000.00	7,000.00	7,000.00	7,000.00	5,519.00	1,481.00	5,520.00
Posta, telecomunicatii, radio, tv, internet	20.01.08	0	0.00	11,000.00	14,000.00	8,800.00	8,800.00	1,793.00	7,007.00	1,900.00

Materiale si prestari de servicii cu caracter functional	20.01.09	0	0.00	142,620.00	183,720.00	141,181.00	141,181.00	131,558.00	9,623.00	121,757.00
Alte bunuri si servicii pentru intretinere si functionare	20.01.30	0	0.00	353,340.00	415,640.00	318,734.00	318,734.00	287,198.00	31,536.00	289,025.00
Reparatii curente	20.02	0	0.00	440,320.00	472,020.00	319,947.00	319,947.00	195,973.00	123,974.00	192,605.00
Hrana	20.03	0	0.00	7,749,790.00	7,692,690.00	5,814,479.00	5,761,336.00	5,502,536.00	258,800.00	5,556,191.00
Hrana pentru oameni	20.03.01	0	0.00	7,749,790.00	7,692,690.00	5,814,479.00	5,761,336.00	5,502,536.00	258,800.00	5,555,204.00
Hrana pentru animale	20.03.02	0	0.00	0.00	0.00	0.00	0.00	0.00	0.00	987.00
Medicamente si materiale sanitare	20.04	0	0.00	12,000.00	10,000.00	8,280.00	8,280.00	5,280.00	3,000.00	6,017.00
Medicamente	20.04.01	0	0.00	2,000.00	2,000.00	330.00	330.00	330.00	0.00	330.00
Materiale sanitare	20.04.02	0	0.00	2,000.00	2,000.00	2,000.00	2,000.00	0.00	2,000.00	737.00
Dezinfectanti	20.04.04	0	0.00	8,000.00	6,000.00	5,950.00	5,950.00	4,950.00	1,000.00	4,950.00
Bunuri de natura obiectelor de inventar	20.05	0	0.00	678,100.00	520,500.00	238,342.00	238,342.00	197,393.00	40,949.00	274,163.00
Uniforme si echipament	20.05.01	0	0.00	4,000.00	1,000.00	1,000.00	1,000.00	971.00	29.00	0.00
Lenjerie si accesorii de pat	20.05.03	0	0.00	57,030.00	15,000.00	14,999.00	14,999.00	14,999.00	0.00	0.00
Alte obiecte de inventar	20.05.30	0	0.00	617,070.00	504,500.00	222,343.00	222,343.00	181,423.00	40,920.00	274,163.00
Deplasari, detasari, transferari	20.06	0	0.00	26,000.00	26,000.00	11,286.00	11,286.00	5,421.00	5,865.00	5,421.00
Deplasari interne, detasari, transferari	20.06.01	0	0.00	26,000.00	26,000.00	11,286.00	11,286.00	5,421.00	5,865.00	5,421.00
Materiale de laborator	20.09	0	0.00	10,000.00	5,000.00	5,000.00	5,000.00	0.00	5,000.00	0.00
Carti, publicatii si materiale documentare	20.11	0	0.00	15,000.00	15,000.00	10,000.00	10,000.00	0.00	10,000.00	0.00
Pregatire profesionala	20.13	0	0.00	9,000.00	9,000.00	2,000.00	2,000.00	0.00	2,000.00	0.00
Protectia muncii	20.14	0	0.00	10,000.00	10,000.00	7,000.00	7,000.00	3,225.00	3,775.00	3,225.00
Alte cheltuieli	20.30	0	0.00	110,880.00	175,880.00	156,129.00	156,129.00	110,445.00	45,684.00	111,040.00
Prime de asigurare non-viata	20.30.03	0	0.00	4,000.00	4,000.00	4,000.00	4,000.00	2,027.00	1,973.00	2,027.00
Alte cheltuieli cu bunuri si servicii	20.30.30	0	0.00	106,880.00	171,880.00	152,129.00	152,129.00	108,418.00	43,711.00	109,013.00
70. CHELTUIELI DE CAPITAL (70=71+72+75)	70	217,000	237,000.00	217,000.00	237,000.00	217,465.00	217,465.00	48,737.00	168,728.00	48,319.00

TITLUL XV ACTIVE NEFINANCIARE (cod 71.01 la 71.03)	71	217,000	237,000.00	217,000.00	237,000.00	217,465.00	217,465.00	48,737.00	168,728.00	48,319.00
Activa fixe	71.01	217,000	237,000.00	217,000.00	237,000.00	217,465.00	217,465.00	48,737.00	168,728.00	48,319.00
Constructii	71.01.01	0	190,000.00	0.00	190,000.00	190,000.00	190,000.00	30,940.00	159,060.00	0.00
Masini, echipamente si mijloace de transport	71.01.02	0	0.00	0.00	0.00	0.00	0.00	0.00	0.00	9,994.00
Mobilier, aparatura birotica si alte active corporale	71.01.03	204,000	34,000.00	204,000.00	34,000.00	17,465.00	17,465.00	17,164.00	301.00	33,681.00
Alte active fixe	71.01.30	13,000	13,000.00	13,000.00	13,000.00	10,000.00	10,000.00	633.00	9,367.00	4,644.00

SECTIUNEA DE FUNCTIONARE

65.10

Denumirea Indicatorului	Cod Rand	Credite de angajament initiale	Credite de angajament definitive	Credite bugetare initiale	Credite bugetare definitive	Angajamente bugetare	Angajamente legale	Plati efectuate	Angajamente legale de platit	Cheltulefi efective
A	B	1	2	3	4	5	6	7	8	9
TOTAL CHELTUIELI (01+60+61+70+79+82+85)Sectiune de functionare	00	0	0	9,821,870	9,853,170	7,285,485	7,232,342	6,557,846	674,496	6,692,376
01. CHELTUIELI CURENTE (01=10+20+30+40+50+51+55+56+57+59+65)	01	0	0	9,821,870	9,853,170	7,285,485	7,232,342	6,557,846	674,496	6,692,376
TITLUL II BUNURI SI SERVICII	20	0	0	9,821,870	9,853,170	7,285,485	7,232,342	6,557,846	674,496	6,692,376
Bunuri si servicii	20.01	0	0	760,780	917,080	713,022	713,022	537,573	175,449	543,714
Furnituri de birou	20.01.01	0	0	24,000	23,600	18,469	18,469	3,225	15,244	4,056
Materiale pentru curatenie	20.01.02	0	0	36,000	40,600	34,722	34,722	24,370	10,352	24,018
Incalzit, iluminat si forta motrica	20.01.03	0	0	114,380	163,680	139,298	139,298	60,949	78,349	73,164
Apa, canal si salubritate	20.01.04	0	0	51,000	45,400	30,653	30,653	17,347	13,306	17,539
Carburanti si lubrifianti	20.01.05	0	0	16,220	20,220	10,945	10,945	3,225	7,720	4,384
Piese de schimb	20.01.06	0	0	2,220	3,220	3,220	3,220	2,389	831	2,351
Transport	20.01.07	0	0	10,000	7,000	7,000	7,000	5,519	1,481	5,520
Posta, telecomunicatii, radio, tv, internet	20.01.08	0	0	11,000	14,000	8,800	8,800	1,793	7,007	1,900
Materiale si prestari de servicii cu caracter functional	20.01.09	0	0	142,620	183,720	141,181	141,181	131,558	9,623	121,757
Alte bunuri si servicii pentru intretinere si functionare	20.01.30	0	0	353,340	415,640	318,734	318,734	287,198	31,536	289,025

Reparatii curente	20.02	0	0	440,320	472,020	319,947	319,947	195,973	123,974	192,605
Hrana	20.03	0	0	7,749,790	7,692,690	5,814,479	5,761,336	5,502,536	258,800	5,556,191
Hrana pentru oameni	20.03.01	0	0	7,749,790	7,692,690	5,814,479	5,761,336	5,502,536	258,800	5,555,204
Hrana pentru animale	20.03.02	0	0	0	0	0	0	0	0	987
Medicamente si materiale sanitare	20.04	0	0	12,000	10,000	8,280	8,280	5,280	3,000	6,017
Medicamente	20.04.01	0	0	2,000	2,000	330	330	330	0	330
Materiale sanitare	20.04.02	0	0	2,000	2,000	2,000	2,000	0	2,000	737
Dezinfectanti	20.04.04	0	0	8,000	6,000	5,950	5,950	4,950	1,000	4,950
Bunuri de natura obiectelor de inventar	20.05	0	0	678,100	520,500	238,342	238,342	197,393	40,949	274,163
Uniforme si echipament	20.05.01	0	0	4,000	1,000	1,000	1,000	971	29	0
Lenjerie si accesorii de pat	20.05.03	0	0	57,030	15,000	14,999	14,999	14,999	0	0
Alte obiecte de inventar	20.05.30	0	0	617,070	504,500	222,343	222,343	181,423	40,920	274,163
Deplasari, detasari, transferari	20.06	0	0	26,000	26,000	11,286	11,286	5,421	5,865	5,421
Deplasari interne, detasari, transferari	20.06.01	0	0	26,000	26,000	11,286	11,286	5,421	5,865	5,421
Materiale de laborator	20.09	0	0	10,000	5,000	5,000	5,000	0	5,000	0
Carti, publicatii si materiale documentare	20.11	0	0	15,000	15,000	10,000	10,000	0	10,000	0
Pregatire profesionala	20.13	0	0	9,000	9,000	2,000	2,000	0	2,000	0
Protectia muncii	20.14	0	0	10,000	10,000	7,000	7,000	3,225	3,775	3,225
Alte cheltuieli	20.30	0	0	110,880	175,880	156,129	156,129	110,445	45,684	111,040
Prime de asigurare non-viata	20.30.03	0	0	4,000	4,000	4,000	4,000	2,027	1,973	2,027
Alte cheltuieli cu bunuri si servicii	20.30.30	0	0	106,880	171,880	152,129	152,129	108,418	43,711	109,013

SECTIUNEA DE DEZVOLTARE

65.10

Denumirea indicatorului	Cod Rand	Credite de angajament initiale	Credite de angajament definitive	Credite bugetare initiale	Credite bugetare definitive	Angajamente bugetare	Angajamente legale	Plati efectuate	Angajamente legale de platit	Cheltuieli efective
A	B	1	2	3	4	5	6	7	8	9
TOTAL CHELTUIELI (01+60+61+70+79+82+85)Sectiune de dezvoltare	00	217,000	237,000	217,000	237,000	217,465	217,465	48,737	168,728	48,319
70. CHELTUIELI DE CAPITAL (70=71+72+75)	70	217,000	237,000	217,000	237,000	217,465	217,465	48,737	168,728	48,319

TITLUL XV ACTIVE NEFINANCIARE (cod 71.01 la 71.03)	71	217,000	237,000	217,000	237,000	217,465	217,465	48,737	168,728	48,319
Active fixe	71.01	217,000	237,000	217,000	237,000	217,465	217,465	48,737	168,728	48,319
Constructii	71.01.01	0	190,000	0	190,000	190,000	190,000	30,940	159,060	0
Masini, echipamente si mijloace de transport	71.01.02	0	0	0	0	0	0	0	0	9,994
Mobilier, aparatura birotica si alte active corporale	71.01.03	204,000	34,000	204,000	34,000	17,465	17,465	17,164	301	33,681
Alte active fixe	71.01.30	13,000	13,000	13,000	13,000	10,000	10,000	633	9,367	4,644

Primar

Cosmin Ionut Andrei



Director economic

Mirela Gheorghita

Spitalul de Pneumoftiziologie, Spitalul de Recuperare –Sfantul Gheorghe

Contul de executie a bugetului institutie publice - cheltuieli

31 Decembrie 2023

Cod Anexa: Anexa 07B

10 <i>SURSA F</i> <i>LEI</i>										
Denumirea indicatorului	Cod Rand	Credite de angajament initiale	Credite de angajament definitive	Credite bugetare initiale	Credite bugetare definitive	Angajamente bugetare	Angajamente legale	Plati efectuate	Angajamente legale de platit	Cheltuieli efective
A	B	1	2	3	4	5	6	7	8	9
TOTAL CHELTUIELI (01+60+61+70+79+82+85)	00	852,000	8,536,520.00	60,100,040.00	70,065,440.00	57,554,800.00	57,554,800.00	56,607,214.00	947,586.00	48,981,585.00
01. CHELTUIELI CURENTE (01=10+20+30+40+50+51+55+56+57+59+85)	01	0	0.00	58,268,770.00	59,182,010.00	51,095,782.00	51,095,782.00	50,167,246.00	928,536.00	48,053,189.00
TITLUL I CHELTUIELI DE PERSONAL	10	0	0.00	39,556,000.00	39,733,000.00	37,603,460.00	37,603,460.00	37,603,460.00	0.00	37,583,703.00
Cheltuieli salariale in bani	10.01	0	0.00	38,106,000.00	38,273,000.00	36,302,920.00	36,302,920.00	36,302,920.00	0.00	36,279,029.00
Salarii de baza	10.01.01	0	0.00	24,777,000.00	25,249,000.00	24,376,746.00	24,376,746.00	24,376,746.00	0.00	24,436,141.00
Sporuri pentru conditii de munca	10.01.05	0	0.00	8,099,000.00	7,304,000.00	7,006,381.00	7,006,381.00	7,006,381.00	0.00	6,989,397.00
Alte sporuri	10.01.06	0	0.00	1,805,000.00	1,835,000.00	1,706,313.00	1,706,313.00	1,706,313.00	0.00	1,772,762.00
Fond aferent platii cu ora	10.01.11	0	0.00	1,120,000.00	1,160,000.00	1,052,416.00	1,052,416.00	1,052,416.00	0.00	1,077,743.00
Indemnizatii platite unor persoane din afara unitatii	10.01.12	0	0.00	20,000.00	20,000.00	10,348.00	10,348.00	10,348.00	0.00	10,348.00
Drepturi de delegare	10.01.13	0	0.00	1,000.00	1,000.00	161.00	161.00	161.00	0.00	161.00
Indemnizatie de hrana	10.01.17	0	0.00	1,330,000.00	1,350,000.00	1,139,973.00	1,139,973.00	1,139,973.00	0.00	1,128,207.00
Stimulentul de risc	10.01.29	0	0.00	55,000.00	55,000.00	0.00	0.00	0.00	0.00	0.00
Alte drepturi salariale in bani	10.01.30	0	0.00	899,000.00	1,299,000.00	1,010,582.00	1,010,582.00	1,010,582.00	0.00	864,270.00
Cheltuieli salariale in natura	10.02	0	0.00	550,000.00	550,000.00	490,500.00	490,500.00	490,500.00	0.00	490,500.00
Vouchere de vacanta	10.02.06	0	0.00	550,000.00	550,000.00	490,500.00	490,500.00	490,500.00	0.00	490,500.00

Contributii	10.03	0	0.00	900,000.00	910,000.00	810,040.00	810,040.00	810,040.00	0.00	814,174.00
Contributia asiguratorie pentru munca	10.03.07	0	0.00	900,000.00	910,000.00	810,040.00	810,040.00	810,040.00	0.00	814,174.00
TITLUL II BUNURI SI SERVICII	20	0	0.00	12,081,760.00	12,818,000.00	9,031,282.00	9,031,282.00	8,619,622.00	411,660.00	9,745,341.00
Bunuri si servicii	20.01	0	0.00	3,921,730.00	5,127,730.00	3,546,819.00	3,546,819.00	3,312,518.00	234,301.00	3,399,187.00
Furnituri de birou	20.01.01	0	0.00	150,730.00	110,730.00	73,209.00	73,209.00	73,209.00	0.00	81,851.00
Materiale pentru curatenie	20.01.02	0	0.00	319,000.00	319,000.00	152,458.00	152,458.00	142,771.00	9,687.00	177,738.00
Incalzit, Iluminat si forta motrica	20.01.03	0	0.00	1,072,000.00	1,597,000.00	1,206,574.00	1,206,574.00	1,119,422.00	87,152.00	1,050,943.00
Apa, canal si salubritate	20.01.04	0	0.00	230,000.00	280,000.00	197,462.00	197,462.00	185,547.00	11,915.00	185,304.00
Carburanti si lubrifianti	20.01.05	0	0.00	30,000.00	35,000.00	16,241.00	16,241.00	15,022.00	1,219.00	16,258.00
Piese de schimb	20.01.06	0	0.00	20,000.00	40,000.00	25,672.00	25,672.00	22,823.00	2,849.00	22,072.00
Posta, telecomunicatii, radio, tv, internet	20.01.08	0	0.00	50,000.00	60,000.00	46,021.00	46,021.00	45,383.00	638.00	46,155.00
Materiale si prestari de servicii cu caracter functional	20.01.09	0	0.00	1,070,000.00	1,335,000.00	969,639.00	969,639.00	904,332.00	65,307.00	1,017,891.00
Alte bunuri si servicii pentru intretinere si functionare	20.01.30	0	0.00	980,000.00	1,351,000.00	859,543.00	859,543.00	804,009.00	55,534.00	800,975.00
Reparatii curente	20.02	0	0.00	600,000.00	320,000.00	197,707.00	197,707.00	190,753.00	6,954.00	171,673.00
Hrana	20.03	0	0.00	2,230,000.00	2,097,240.00	1,656,687.00	1,656,687.00	1,613,992.00	42,695.00	1,656,203.00
Hrana pentru oameni	20.03.01	0	0.00	2,230,000.00	2,097,240.00	1,656,687.00	1,656,687.00	1,613,992.00	42,695.00	1,656,203.00
Medicamente si materiale sanitare	20.04	0	0.00	3,994,030.00	4,174,030.00	3,192,628.00	3,192,628.00	3,072,861.00	119,767.00	4,058,851.00
Medicamente	20.04.01	0	0.00	2,330,030.00	2,330,030.00	1,903,775.00	1,903,775.00	1,880,889.00	22,886.00	2,721,281.00
Materiale sanitare	20.04.02	0	0.00	540,000.00	570,000.00	430,518.00	430,518.00	416,629.00	13,889.00	494,757.00
Reactivi	20.04.03	0	0.00	944,000.00	1,094,000.00	793,020.00	793,020.00	712,259.00	80,761.00	742,666.00
Dezinfectanti	20.04.04	0	0.00	180,000.00	180,000.00	65,315.00	65,315.00	63,084.00	2,231.00	100,147.00
Bunuri de natura obiectelor de inventar	20.05	0	0.00	870,000.00	633,000.00	205,848.00	205,848.00	201,420.00	4,428.00	204,772.00
Uniforme si echipament	20.05.01	0	0.00	170,000.00	70,000.00	1,716.00	1,716.00	1,716.00	0.00	21,451.00
Lenjerie si accesorii de pat	20.05.03	0	0.00	200,000.00	150,000.00	15,712.00	15,712.00	15,712.00	0.00	71,002.00

Alte obiecte de inventar	20.05.30	0	0.00	500,000.00	413,000.00	188,420.00	188,420.00	183,992.00	4,428.00	112,319.00
Deplasari, detasari, transferari	20.06	0	0.00	80,000.00	80,000.00	41,650.00	41,650.00	41,650.00	0.00	41,650.00
Deplasari interne, detasari, transferari	20.06.01	0	0.00	80,000.00	80,000.00	41,650.00	41,650.00	41,650.00	0.00	41,650.00
Materiale de laborator	20.09	0	0.00	25,000.00	25,000.00	7,518.00	7,518.00	5,893.00	1,625.00	9,735.00
Carti, publicatii si materiale documentare	20.11	0	0.00	10,000.00	10,000.00	4,974.00	4,974.00	4,974.00	0.00	5,262.00
Pregatire profesionala	20.13	0	0.00	41,000.00	41,000.00	25,817.00	25,817.00	25,817.00	0.00	25,817.00
Protectia muncii	20.14	0	0.00	110,000.00	110,000.00	22,516.00	22,516.00	20,626.00	1,890.00	45,273.00
Alte cheltuieli	20.30	0	0.00	200,000.00	200,000.00	129,118.00	129,118.00	129,118.00	0.00	126,918.00
Alte cheltuieli cu bunuri si servicii	20.30.30	0	0.00	200,000.00	200,000.00	129,118.00	129,118.00	129,118.00	0.00	126,918.00
TITLUL X Proiecte cu finantare din fonduri externe nerambursabile aferente cadrului financiar 2014-2020 (cod 58.01 la 58.17+58.19 la 58.39)	58	0	0.00	6,559,010.00	6,559,010.00	4,412,533.00	4,412,533.00	3,895,657.00	516,876.00	674,338.00
Programe din Fondul European de Dezvoltare Regionala (FEDR)	58.01	0	0.00	6,559,010.00	6,559,010.00	4,412,533.00	4,412,533.00	3,895,657.00	516,876.00	674,338.00
Finantare externa nerambursabila	58.01.02	0	0.00	6,559,010.00	6,559,010.00	4,412,533.00	4,412,533.00	3,895,657.00	516,876.00	674,338.00
TITLUL XI ALTE CHELTUIELI	59	0	0.00	72,000.00	72,000.00	48,507.00	48,507.00	48,507.00	0.00	49,807.00
Sume aferente persoanelor cu handicap neincadrate	59.40	0	0.00	72,000.00	72,000.00	48,507.00	48,507.00	48,507.00	0.00	49,807.00
Titlul XII Proiecte cu finantare din sumele reprezentand asistenta financiara nerambursabila aferenta PNRR (cod 60.01 la 60.11)	60	0	0.00	0.00	1,437,880.00	0.00	0.00	0.00	0.00	0.00
Fonduri europene nerambursabile	60.01	0	0.00	0.00	1,437,880.00	0.00	0.00	0.00	0.00	0.00
70. CHELTUIELI DE CAPITAL (70=71+72+75)	70	852,000	8,536,520.00	1,831,270.00	9,515,790.00	6,529,260.00	6,529,260.00	6,510,210.00	19,050.00	928,396.00
TITLUL XV ACTIVE NEFINANCIARE (cod 71.01 la 71.03)	71	852,000	8,536,520.00	1,831,270.00	9,515,790.00	6,529,260.00	6,529,260.00	6,510,210.00	19,050.00	928,396.00
Active fixe	71.01	852,000	8,536,520.00	1,831,270.00	9,515,790.00	6,529,260.00	6,529,260.00	6,510,210.00	19,050.00	928,396.00
Constructii	71.01.01	602,000	328,660.00	703,000.00	509,660.00	136,647.00	136,647.00	117,597.00	19,050.00	5,087.00
Masini, echipamente si mijloace de transport	71.01.02	200,000	8,157,860.00	918,270.00	8,796,130.00	6,343,114.00	6,343,114.00	6,343,114.00	0.00	867,092.00
Mobilier, aparatura birotica si alte active corporale	71.01.03	0	0.00	100,000.00	100,000.00	0.00	0.00	0.00	0.00	25,533.00

Alte active fixe	71.01.30	50,000	50,000.00	110,000.00	110,000.00	49,499.00	49,499.00	49,499.00	0.00	30,684.00
TITLUL XXI PLATI EFECTUATE IN ANII PRECEDENTI SI RECUPERATE IN ANUL CURENT (cod 85.01)	85	0	0.00	0.00	-70,240.00	-70,242.00	-70,242.00	-70,242.00	0.00	0.00
Plati efectuate in anii precedenti si recuperate in anul curent	85.01	0	0.00	0.00	-70,240.00	-70,242.00	-70,242.00	-70,242.00	0.00	0.00
Plati efectuate in anii precedenti si recuperate in anul curent in sectiunea de functionare a bugetului local	85.01.01	0	0.00	0.00	-33,240.00	-33,242.00	-33,242.00	-33,242.00	0.00	0.00
Plati efectuate in anii precedenti si recuperate in anul curent in sectiunea de dezvoltare a bugetului local	85.01.02	0	0.00	0.00	-37,000.00	-37,000.00	-37,000.00	-37,000.00	0.00	0.00
SECTIUNEA DE FUNCTIONARE										
10										
Denumirea indicatorului	Cod Rand	Credite de angajament initiale	Credite de angajament definitive	Credite bugetare initiale	Credite bugetare definitive	Angajamente bugetare	Angajamente legale	Plati efectuate	Angajamente legale de platit	Cheltuieli efective
A	B	1	2	3	4	5	6	7	8	9
TOTAL CHELTUIELI (01+60+61+70+79+82+85)Sectiune de functionare	00	0	0	51,709,760	52,589,760	46,650,007	46,650,007	46,238,347	411,660	47,378,851
01. CHELTUIELI CURENTE (01=10+20+30+40+50+51+55+56+57+59+65)	01	0	0	51,709,760	52,623,000	46,683,249	46,683,249	46,271,589	411,660	47,378,851
TITLUL I CHELTUIELI DE PERSONAL	10	0	0	39,556,000	39,733,000	37,603,460	37,603,460	37,603,460	0	37,583,703
Cheltuieli salariale in bani	10.01	0	0	38,106,000	38,273,000	36,302,920	36,302,920	36,302,920	0	36,279,029
Salarii de baza	10.01.01	0	0	24,777,000	25,249,000	24,376,746	24,376,746	24,376,746	0	24,436,141
Sporuri pentru conditii de munca	10.01.05	0	0	8,099,000	7,304,000	7,006,381	7,006,381	7,006,381	0	6,989,397
Alte sporuri	10.01.06	0	0	1,805,000	1,835,000	1,706,313	1,706,313	1,706,313	0	1,772,762
Fond aferent platii cu ora	10.01.11	0	0	1,120,000	1,160,000	1,052,416	1,052,416	1,052,416	0	1,077,743
Indemnizatii platite unor persoane din afara unitatii	10.01.12	0	0	20,000	20,000	10,348	10,348	10,348	0	10,348
Drepturi de delegare	10.01.13	0	0	1,000	1,000	161	161	161	0	161
Indemnizatie de hrana	10.01.17	0	0	1,330,000	1,350,000	1,139,973	1,139,973	1,139,973	0	1,128,207
Stimulentul de risc	10.01.29	0	0	55,000	55,000	0	0	0	0	0
Alte drepturi salariale in bani	10.01.30	0	0	899,000	1,299,000	1,010,582	1,010,582	1,010,582	0	864,270
Cheltuieli salariale in natura	10.02	0	0	550,000	550,000	490,500	490,500	490,500	0	490,500

Vouchere de vacanta	10.02.06	0	0	550,000	550,000	490,500	490,500	490,500	0	490,500
Contributii	10.03	0	0	900,000	910,000	810,040	810,040	810,040	0	814,174
Contributia asiguratorie pentru munca	10.03.07	0	0	900,000	910,000	810,040	810,040	810,040	0	814,174
TITLUL II BUNURI SI SERVICII	20	0	0	12,081,760	12,818,000	9,031,282	9,031,282	8,619,622	411,660	9,745,341
Bunuri si servicii	20.01	0	0	3,921,730	5,127,730	3,546,819	3,546,819	3,312,518	234,301	3,399,187
Furnituri de birou	20.01.01	0	0	150,730	110,730	73,209	73,209	73,209	0	81,851
Materiale pentru curatenie	20.01.02	0	0	319,000	319,000	152,458	152,458	142,771	9,687	177,738
Incalzit, iluminat si forta motrica	20.01.03	0	0	1,072,000	1,597,000	1,206,574	1,206,574	1,119,422	87,152	1,050,943
Apa, canal si salubritate	20.01.04	0	0	230,000	280,000	197,462	197,462	185,547	11,915	185,304
Carburanti si lubrifianti	20.01.05	0	0	30,000	35,000	16,241	16,241	15,022	1,219	16,258
Piese de schimb	20.01.06	0	0	20,000	40,000	25,672	25,672	22,823	2,849	22,072
Posta, telecomunicatii, radio, tv, internet	20.01.08	0	0	50,000	60,000	46,021	46,021	45,383	638	46,155
Materiale si prestari de servicii cu caracter functional	20.01.09	0	0	1,070,000	1,335,000	969,639	969,639	904,332	65,307	1,017,891
Alte bunuri si servicii pentru intretinere si functionare	20.01.30	0	0	980,000	1,351,000	859,543	859,543	804,009	55,534	800,975
Reparatii curente	20.02	0	0	600,000	320,000	197,707	197,707	190,753	6,954	171,673
Hrana	20.03	0	0	2,230,000	2,097,240	1,656,687	1,656,687	1,613,992	42,695	1,656,203
Hrana pentru oameni	20.03.01	0	0	2,230,000	2,097,240	1,656,687	1,656,687	1,613,992	42,695	1,656,203
Medicamente si materiale sanitare	20.04	0	0	3,994,030	4,174,030	3,192,628	3,192,628	3,072,861	119,767	4,058,851
Medicamente	20.04.01	0	0	2,330,030	2,330,030	1,903,775	1,903,775	1,880,889	22,886	2,721,281
Materiale sanitare	20.04.02	0	0	540,000	570,000	430,518	430,518	416,629	13,889	494,757
Reactivi	20.04.03	0	0	944,000	1,094,000	793,020	793,020	712,259	80,761	742,666
Dezinfectanti	20.04.04	0	0	180,000	180,000	65,315	65,315	63,084	2,231	100,147
Bunuri de natura obiectelor de inventar	20.05	0	0	870,000	633,000	205,848	205,848	201,420	4,428	204,772
Uniforme si echipament	20.05.01	0	0	170,000	70,000	1,716	1,716	1,716	0	21,451
Lenjerie si accesorii de pat	20.05.03	0	0	200,000	150,000	15,712	15,712	15,712	0	71,002
Alte obiecte de inventar	20.05.30	0	0	500,000	413,000	188,420	188,420	183,992	4,428	112,319
Deplasari, detasari, transferari	20.06	0	0	80,000	80,000	41,650	41,650	41,650	0	41,650
Deplasari interne, detasari, transferari	20.06.01	0	0	80,000	80,000	41,650	41,650	41,650	0	41,650

Materiale de laborator	20.09	0	0	25,000	25,000	7,518	7,518	5,893	1,625	9,735
Carti, publicatii si materiale documentare	20.11	0	0	10,000	10,000	4,974	4,974	4,974	0	5,262
Pregatire profesionala	20.13	0	0	41,000	41,000	25,817	25,817	25,817	0	25,817
Protectia muncii	20.14	0	0	110,000	110,000	22,516	22,516	20,626	1,890	45,273
Alte cheltuieli	20.30	0	0	200,000	200,000	129,118	129,118	129,118	0	126,918
Alte cheltuieli cu bunuri si servicii	20.30.30	0	0	200,000	200,000	129,118	129,118	129,118	0	126,918
TITLUL XI ALTE CHELTUIELI	59	0	0	72,000	72,000	48,507	48,507	48,507	0	49,807
Sume aferente persoanelor cu handicap neincadrate	59.40	0	0	72,000	72,000	48,507	48,507	48,507	0	49,807
TITLUL XXI PLATI EFECTUATE IN ANII PRECEDENTI SI RECUPERATE IN ANUL CURENT (cod 85.01)	85	0	0	0	-33,240	-33,242	-33,242	-33,242	0	0
Plati efectuate in anii precedenti si recuperate in anul curent	85.01	0	0	0	-33,240	-33,242	-33,242	-33,242	0	0
Plati efectuate in anii precedenti si recuperate in anul curent in sectiunea de functionare a bugetului local	85.01.01	0	0	0	-33,240	-33,242	-33,242	-33,242	0	0

SECTIUNEA DE DEZVOLTARE

10

Denumirea indicatorului	Cod Rand	Credite de angajament initiale	Credite de angajament definitive	Credite bugetare initiale	Credite bugetare definitive	Angajamente bugetare	Angajamente legale	Plati efectuate	Angajamente legale de platit	Cheltuieli efective
A	B	1	2	3	4	5	6	7	8	9
TOTAL CHELTUIELI (01+60+61+70+79+82+85)Sectiune de dezvoltare	00	852,000	8,536,520	8,390,280	17,475,680	10,904,793	10,904,793	10,368,867	535,926	1,602,734
01. CHELTUIELI CURENTE (01=10+20+30+40+50+51+55+56+57+59+65)	01	0	0	6,559,010	6,559,010	4,412,533	4,412,533	3,895,657	516,876	674,338
TITLUL X Proiecte cu finantare din fonduri externe nerambursabile aferente cadrului financiar 2014-2020 (cod 58.01 la 58.17+58.19 la 58.39)	58	0	0	6,559,010	6,559,010	4,412,533	4,412,533	3,895,657	516,876	674,338
Programe din Fondul European de Dezvoltare Regionala (FEDR)	58.01	0	0	6,559,010	6,559,010	4,412,533	4,412,533	3,895,657	516,876	674,338
Finantare externa nerambursabila	58.01.02	0	0	6,559,010	6,559,010	4,412,533	4,412,533	3,895,657	516,876	674,338
Titlul XII Proiecte cu finantare din sumele reprezentand asistenta financiara nerambursabila aferenta PNRD (cod 60.01 la 60.11)	60	0	0	0	1,437,880	0	0	0	0	0

Fonduri europene nerambursabile	60.01	0	0	0	1,437,880	0	0	0	0	0
70. CHELTUIELI DE CAPITAL (70=71+72+75)	70	852,000	8,536,520	1,831,270	9,515,790	6,529,260	6,529,260	6,510,210	19,050	928,396
TITLUL XV ACTIVE NEFINANCIARE (cod 71.01 la 71.03)	71	852,000	8,536,520	1,831,270	9,515,790	6,529,260	6,529,260	6,510,210	19,050	928,396
Active fixe	71.01	852,000	8,536,520	1,831,270	9,515,790	6,529,260	6,529,260	6,510,210	19,050	928,396
Constructii	71.01.01	602,000	328,660	703,000	509,660	136,647	136,647	117,597	19,050	5,087
Masini, echipamente si mijloace de transport	71.01.02	200,000	8,157,860	918,270	8,796,130	6,343,114	6,343,114	6,343,114	0	867,092
Mobilier, aparatura birotica si alte active corporale	71.01.03	0	0	100,000	100,000	0	0	0	0	25,533
Alte active fixe	71.01.30	50,000	50,000	110,000	110,000	49,499	49,499	49,499	0	30,684
TITLUL XXI PLATI EFECTUATE IN ANII PRECEDENTI SI RECUPERATE IN ANUL CURENT (cod 85.01)	85	0	0	0	-37,000	-37,000	-37,000	-37,000	0	0
Plati efectuate in anii precedenti si recuperate in anul curent	85.01	0	0	0	-37,000	-37,000	-37,000	-37,000	0	0
Plati efectuate in anii precedenti si recuperate in anul curent in sectiunea de dezvoltare a bugetului local	85.01.02	0	0	0	-37,000	-37,000	-37,000	-37,000	0	0



Primar
 Cosmin Ionut Andrei

Director economic
 Mirela Gheorghita

**DIRECTIA SERVICII PUBLICE - BOTOSANI, Directia Sport si Agrement, Filarmonica George Enescu, Politia Locala a Municipiului Boto
Teatrul Mihai Eminescu, Teatrul pentru Copii si Tineret Vasilache**

Contul de executie a bugetului institutie publice - cheltuieli

31 Decembrie 2023

Cod Anexa: Anexa 07B

10 <i>SURSA G</i> <i>LE</i>										
Denumirea indicatorului	Cod Rand	Credite de angajament initiale	Credite de angajament definitive	Credite bugetare initiale	Credite bugetare definitive	Angajamente bugetare	Angajamente legale	Plati efectuate	Angajamente legale de platit	Cheltuieli efective
A	B	1	2	3	4	5	6	7	8	9
TOTAL CHELTUIELI (01+60+61+70+79+82+85)	00	1,765,610	1,792,120.00	53,978,390.00	68,936,300.00	57,645,114.00	57,645,114.00	57,645,114.00	0.00	58,452,742.00
01. CHELTUIELI CURENTE (01=10+20+30+40+50+51+55+56+57+59+65)	01	0	0.00	52,194,780.00	67,112,180.00	56,181,664.00	56,181,664.00	56,181,664.00	0.00	54,487,662.00
TITLUL I CHELTUIELI DE PERSONAL	10	0	0.00	34,953,270.00	46,121,350.00	40,046,001.00	40,046,001.00	40,046,001.00	0.00	40,164,285.00
Cheltuieli salariale in bani	10.01	0	0.00	32,200,120.00	42,956,800.00	37,044,037.00	37,044,037.00	37,044,037.00	0.00	37,108,449.00
Salarii de baza	10.01.01	0	0.00	25,757,170.00	34,367,020.00	29,996,342.00	29,996,342.00	29,996,342.00	0.00	30,231,654.00
Sporuri pentru conditii de munca	10.01.05	0	0.00	3,351,000.00	3,870,800.00	3,288,650.00	3,288,650.00	3,288,650.00	0.00	3,307,190.00
Alte sporuri	10.01.06	0	0.00	255,200.00	238,500.00	211,316.00	211,316.00	211,316.00	0.00	213,436.00
Fond pentru posturi ocupate prin cumul	10.01.10	0	0.00	15,000.00	30,000.00	12,170.00	12,170.00	12,170.00	0.00	14,399.00
Indemnizatii platite unor persoane din afara unitatii	10.01.12	0	0.00	670,000.00	1,908,030.00	1,502,645.00	1,502,645.00	1,502,645.00	0.00	1,505,837.00
Drepturi de delegare	10.01.13	0	0.00	118,000.00	93,400.00	54,289.00	54,289.00	54,289.00	0.00	54,289.00
Indemnizatie de hrana	10.01.17	0	0.00	1,284,000.00	1,680,800.00	1,374,913.00	1,374,913.00	1,374,913.00	0.00	1,379,810.00
Alte drepturi salariale in bani	10.01.30	0	0.00	749,750.00	768,250.00	603,712.00	603,712.00	603,712.00	0.00	401,834.00
Cheltuieli salariale in natura	10.02	0	0.00	1,991,150.00	2,141,550.00	2,102,921.00	2,102,921.00	2,102,921.00	0.00	2,147,856.00
Norme de hrana	10.02.02	0	0.00	1,250,000.00	1,436,000.00	1,415,622.00	1,415,622.00	1,415,622.00	0.00	1,460,905.00

Vouchere de vacanta	10.02.06	0	0.00	741,150.00	705,550.00	687,299.00	687,299.00	687,299.00	0.00	686,951.00
Contributii	10.03	0	0.00	762,000.00	1,023,000.00	899,043.00	899,043.00	899,043.00	0.00	907,980.00
Contributii de asigurari sociale de stat	10.03.01	0	0.00	61,000.00	150,000.00	114,722.00	114,722.00	114,722.00	0.00	115,563.00
Contributia asiguratorie pentru munca	10.03.07	0	0.00	701,000.00	873,000.00	784,321.00	784,321.00	784,321.00	0.00	792,417.00
TITLUL II BUNURI SI SERVICII	20	0	0.00	16,861,510.00	20,519,130.00	15,798,290.00	15,798,290.00	15,798,290.00	0.00	13,978,127.00
Bunuri si servicii	20.01	0	0.00	11,751,500.00	14,779,690.00	11,701,603.00	11,701,603.00	11,701,603.00	0.00	11,463,659.00
Furnituri de birou	20.01.01	0	0.00	108,600.00	124,600.00	66,809.00	66,809.00	66,809.00	0.00	71,470.00
Materiale pentru curatenie	20.01.02	0	0.00	138,000.00	165,500.00	115,636.00	115,636.00	115,636.00	0.00	129,841.00
Incalzit, iluminat si forta motrica	20.01.03	0	0.00	4,731,500.00	5,809,600.00	4,714,160.00	4,714,160.00	4,714,160.00	0.00	4,281,678.00
Apa, canal si salubritate	20.01.04	0	0.00	590,000.00	749,600.00	593,759.00	593,759.00	593,759.00	0.00	573,476.00
Carburanti si lubrifianti	20.01.05	0	0.00	575,200.00	423,700.00	327,685.00	327,685.00	327,685.00	0.00	350,644.00
Piese de schimb	20.01.06	0	0.00	335,000.00	371,400.00	262,461.00	262,461.00	262,461.00	0.00	273,731.00
Transport	20.01.07	0	0.00	17,000.00	13,000.00	105.00	105.00	105.00	0.00	92.00
Posta, telecomunicatii, radio, tv, internet	20.01.08	0	0.00	182,000.00	215,410.00	161,154.00	161,154.00	161,154.00	0.00	162,425.00
Materiale si prestari de servicii cu caracter functional	20.01.09	0	0.00	2,299,000.00	2,822,500.00	2,297,206.00	2,297,206.00	2,297,206.00	0.00	2,268,207.00
Alte bunuri si servicii pentru intretinere si functionare	20.01.30	0	0.00	2,775,200.00	4,084,380.00	3,162,628.00	3,162,628.00	3,162,628.00	0.00	3,352,095.00
Reparatii curente	20.02	0	0.00	564,300.00	752,300.00	438,359.00	438,359.00	438,359.00	0.00	434,267.00
Medicamente si materiale sanitare	20.04	0	0.00	11,500.00	2,500.00	1,853.00	1,853.00	1,853.00	0.00	2,449.00
Medicamente	20.04.01	0	0.00	500.00	500.00	0.00	0.00	0.00	0.00	0.00
Materiale sanitare	20.04.02	0	0.00	11,000.00	2,000.00	1,853.00	1,853.00	1,853.00	0.00	2,449.00
Bunuri de natura obiectelor de inventar	20.05	0	0.00	1,051,210.00	1,043,520.00	733,670.00	733,670.00	733,670.00	0.00	395,779.00
Uniforme si echipament	20.05.01	0	0.00	351,200.00	288,200.00	225,449.00	225,449.00	225,449.00	0.00	141,054.00
Alte obiecte de inventar	20.05.30	0	0.00	700,010.00	755,320.00	508,221.00	508,221.00	508,221.00	0.00	254,725.00
Deplasari, detasari, transferari	20.06	0	0.00	244,400.00	468,900.00	248,623.00	248,623.00	248,623.00	0.00	248,546.00

Deplasari interne, detasari, transferari	20.06.01	0	0.00	172,000.00	341,500.00	208,932.00	208,932.00	208,932.00	0.00	208,855.00
Deplasari in strainatate	20.06.02	0	0.00	72,400.00	127,400.00	39,691.00	39,691.00	39,691.00	0.00	39,691.00
Carti, publicatii si materiale documentare	20.11	0	0.00	18,400.00	17,400.00	1,285.00	1,285.00	1,285.00	0.00	3,393.00
Pregatire profesionala	20.13	0	0.00	107,400.00	75,000.00	11,360.00	11,360.00	11,360.00	0.00	11,022.00
Protectia muncii	20.14	0	0.00	103,800.00	129,300.00	76,250.00	76,250.00	76,250.00	0.00	81,636.00
Cheltuieli judiciare si extrajudiciare derivate din actiuni in reprezentarea intereselor statului, potrivit dispozitiilor legale	20.25	0	0.00	24,000.00	24,000.00	3,531.00	3,531.00	3,531.00	0.00	3,531.00
Alte cheltuieli	20.30	0	0.00	2,985,000.00	3,226,520.00	2,581,756.00	2,581,756.00	2,581,756.00	0.00	1,333,845.00
Reclama si publicitate	20.30.01	0	0.00	229,000.00	223,000.00	132,096.00	132,096.00	132,096.00	0.00	126,535.00
Protocol si reprezentare	20.30.02	0	0.00	15,000.00	19,000.00	9,988.00	9,988.00	9,988.00	0.00	24,526.00
Prime de asigurare non-viata	20.30.03	0	0.00	58,000.00	76,800.00	57,229.00	57,229.00	57,229.00	0.00	41,777.00
Chirii	20.30.04	0	0.00	225,000.00	436,500.00	374,205.00	374,205.00	374,205.00	0.00	366,979.00
Alte cheltuieli cu bunuri si servicii	20.30.30	0	0.00	2,458,000.00	2,471,220.00	2,008,238.00	2,008,238.00	2,008,238.00	0.00	774,028.00
TITLUL XI ALTE CHELTUIELI	59	0	0.00	380,000.00	471,700.00	337,373.00	337,373.00	337,373.00	0.00	345,250.00
Sume aferente persoanelor cu handicap neincadrate	59.40	0	0.00	380,000.00	471,700.00	337,373.00	337,373.00	337,373.00	0.00	345,250.00
70. CHELTUIELI DE CAPITAL (70=71+72+75)	70	1,765,610	1,792,120.00	1,783,610.00	1,824,120.00	1,531,826.00	1,531,826.00	1,531,826.00	0.00	3,965,080.00
TITLUL XV ACTIVE NEFINANCIARE (cod 71.01 la 71.03)	71	1,765,610	1,792,120.00	1,783,610.00	1,824,120.00	1,531,826.00	1,531,826.00	1,531,826.00	0.00	3,965,080.00
Active fixe	71.01	1,765,610	1,792,120.00	1,783,610.00	1,824,120.00	1,531,826.00	1,531,826.00	1,531,826.00	0.00	3,965,080.00
Constructii	71.01.01	330,000	481,000.00	330,000.00	481,000.00	471,176.00	471,176.00	471,176.00	0.00	1,290,201.00
Masini, echipamente si mijloace de transport	71.01.02	1,166,160	1,008,570.00	1,166,160.00	1,008,570.00	781,419.00	781,419.00	781,419.00	0.00	1,682,222.00
Mobilier, aparatura birou si alte active corporale	71.01.03	267,650	300,750.00	273,650.00	300,750.00	279,231.00	279,231.00	279,231.00	0.00	941,089.00
Alte active fixe	71.01.30	1,800	1,800.00	13,800.00	33,800.00	0.00	0.00	0.00	0.00	51,568.00
TITLUL XXI PLATI EFECTUATE IN ANII PRECEDENTI SI RECUPERATE IN ANUL CURENT (cod 85.01)	85	0	0.00	0.00	0.00	-68,376.00	-68,376.00	-68,376.00	0.00	0.00

Plati efectuate in anii precedenti si recuperate in anul curent	85.01	0	0.00	0.00	0.00	-68,376.00	-68,376.00	-68,376.00	0.00	0.00
Plati efectuate in anii precedenti si recuperate in anul curent in sectiunea de functionare a bugetului local	85.01.01	0	0.00	0.00	0.00	-68,376.00	-68,376.00	-68,376.00	0.00	0.00

Primar

Cosmin Ionut Andrei



Director economic

Mirela Gheorghita

Contul de executie a bugetului local - venituri

31 Decembrie 2023

Cod Anexa: Anexa 12

Denumirea indicatorului	Cod Rand	Prevederi bugetare initiale	Prevederi bugetare definitive	Drepturi constatate Total, din care:	Drepturi constatate din anii precedenti	Drepturi constatate din anul curent	Incasari realizate	Stingeri pe alte cai decat incasari	Drepturi constatate de incasat
A	B	1	2	3	4	5	6	7	8
TOTAL VENITURI (cod 00.02 + 00.15 + 00.16 + 00.17 + 45.02 + 46.02 + 48.02)	00.01	326,814,510	409,750,690.0 0	415,194,810.0 0	86,967,225.00	328,227,585.00	324,497,366.00	6,866.00	90,690,578.00
I. VENITURI CURENTE	00.02	243,151,340	267,425,740.0 0	351,843,307.0 0	86,909,777.00	264,933,530.00	261,203,129.00	984.00	90,639,194.00
VENITURI PROPRII (00.02-11.02-37.02+00.15)	4990	182,913,340	204,894,130.0 0	294,563,744.0 0	86,967,225.00	207,596,519.00	203,866,301.00	6,866.00	90,690,577.00
A. VENITURI FISCALE	00.03	216,383,000	239,084,020.0 0	272,968,789.0 0	39,315,939.00	233,652,850.00	232,543,956.00	404.00	40,424,429.00
A1. IMPOZIT PE VENIT, PROFIT SI CASTIGURI DIN CAPITAL	00.04	118,151,000	132,494,420.0 0	132,281,646.0 0	0.00	132,281,646.00	132,281,235.00	404.00	7.00
A11. IMPOZIT PE VENIT, PROFIT SI CASTIGURI DIN CAPITAL DE LA PERSOANE JURIDICE	00.05	0	0.00	411.00	0.00	411.00	0.00	404.00	7.00
Impozit pe profit	01.02	0	0.00	411.00	0.00	411.00	0.00	404.00	7.00
Impozit pe profit de la agentii economici *)	01.02.01	0	0.00	411.00	0.00	411.00	0.00	404.00	7.00
A12. IMPOZIT PE VENIT, PROFIT, SI CASTIGURI DIN CAPITAL DE LA PERSOANE FIZICE	00.06	118,151,000	132,494,420.0 0	132,281,235.0 0	0.00	132,281,235.00	132,281,235.00	0.00	0.00
Impozit pe venit	03.02	350,000	1,413,000.00	1,200,401.00	0.00	1,200,401.00	1,200,401.00	0.00	0.00
Impozitul pe veniturile din transferul proprietatilor imobiliare din patrimoniul personal	03.02.18	350,000	1,413,000.00	1,200,401.00	0.00	1,200,401.00	1,200,401.00	0.00	0.00
Cote si sume defalcate din impozitul pe venit (se scad)	04.02	117,801,000	131,081,420.0 0	131,080,834.0 0	0.00	131,080,834.00	131,080,834.00	0.00	0.00
Cote defalcate din impozitul pe venit(se scad)	04.02.01	113,801,000	115,907,000.0 0	115,906,437.0 0	0.00	115,906,437.00	115,906,437.00	0.00	0.00

Sume repartizate din Fondul la dispozitia Consiliului Judelean	04.02.05	4,000,000	4,000,000.00	4,000,000.00	0.00	4,000,000.00	4,000,000.00	0.00	0.00
Sume repartizate pentru finantarea institutiilor de spectacole si concerte	04.02.06	0	11,174,420.00	11,174,397.00	0.00	11,174,397.00	11,174,397.00	0.00	0.00
A3. IMPOZITE SI TAXE PE PROPRIETATE	00.09	23,185,000	24,351,100.00	44,234,314.00	20,393,749.00	23,840,565.00	23,509,009.00	0.00	20,725,305.00
Impozite si taxe pe proprietate	07.02	23,185,000	24,351,100.00	44,234,314.00	20,393,749.00	23,840,565.00	23,509,009.00	0.00	20,725,305.00
Impozit si taxa pe cladiri	07.02.01	18,600,000	19,696,100.00	36,693,211.00	17,453,117.00	19,240,094.00	18,959,386.00	0.00	17,733,825.00
Impozit pe cladiri de la persoane fizice *)	07.02.01.01	8,400,000	8,729,100.00	14,176,677.00	5,400,086.00	8,776,591.00	8,497,063.00	0.00	5,679,614.00
Impozit si taxa pe cladiri de la persoane juridice *)	07.02.01.02	10,200,000	10,967,000.00	22,516,534.00	12,053,031.00	10,463,503.00	10,462,323.00	0.00	12,054,211.00
Impozit si taxa pe teren	07.02.02	2,585,000	2,655,000.00	5,220,221.00	2,426,910.00	2,793,311.00	2,743,118.00	0.00	2,477,103.00
Impozit pe terenuri de la persoane fizice *)	07.02.02.01	1,300,000	1,320,000.00	2,806,027.00	1,397,135.00	1,408,892.00	1,342,042.00	0.00	1,463,985.00
Impozit si taxa pe teren de la persoane juridice *)	07.02.02.02	1,120,000	1,170,000.00	2,038,700.00	841,385.00	1,197,315.00	1,216,773.00	0.00	821,927.00
Impozit pe terenul din extravilan *)	07.02.02.03	165,000	165,000.00	375,494.00	188,390.00	187,104.00	184,303.00	0.00	191,191.00
Taxe judiciare de timbru si alte taxe de timbru	07.02.03	2,000,000	2,000,000.00	2,320,882.00	513,722.00	1,807,160.00	1,806,505.00	0.00	514,377.00
A4. IMPOZITE SI TAXE PE BUNURI SI SERVICII	00.10	75,047,000	82,238,500.00	96,450,582.00	18,919,943.00	77,530,639.00	76,753,703.00	0.00	19,696,879.00
Sume defalcate din TVA (se scad)	11.02	60,233,000	66,354,500.00	61,493,832.00	0.00	61,493,832.00	61,493,832.00	0.00	0.00
Sume defalcate din taxa pe valoarea adaugata pentru finantarea cheltuielilor descentralizate la nivelul comunelor, oraselor, municipiilor, sectoarelor si Municipiului Bucuresti (se scad)	11.02.02	55,001,000	56,960,000.00	52,403,180.00	0.00	52,403,180.00	52,403,180.00	0.00	0.00
Sume defalcate din taxa pe valoarea adaugata pentru drumuri (se scad)	11.02.05	500,000	500,000.00	396,918.00	0.00	396,918.00	396,918.00	0.00	0.00
Sume defalcate din taxa pe valoarea adaugata pentru echilibrarea bugetelor locale (se scad)	11.02.06	542,000	4,704,500.00	4,704,500.00	0.00	4,704,500.00	4,704,500.00	0.00	0.00
Sume defalcate din taxa pe valoarea adaugata pentru finantarea invatamantului particular sau confesional acreditat	11.02.09	4,190,000	4,190,000.00	3,989,234.00	0.00	3,989,234.00	3,989,234.00	0.00	0.00
Taxe pe servicii specifice	15.02	64,000	64,000.00	88,885.00	0.00	88,885.00	88,375.00	0.00	510.00
Impozit pe spectacole	15.02.01	64,000	64,000.00	88,885.00	0.00	88,885.00	88,375.00	0.00	510.00

Taxe pe utilizarea bunurilor, autorizarea utilizării bunurilor sau pe desfasurarea de activitati	16.02	14,750,000	15,820,000.00	34,867,865.00	18,919,943.00	15,947,922.00	15,171,496.00	0.00	19,696,369.00
Impozit pe mijloacele de transport	16.02.02	9,500,000	10,300,000.00	29,193,839.00	18,510,163.00	10,683,676.00	9,981,371.00	0.00	19,212,468.00
Impozit pe mijloacele de transport detinute de persoane fizice *)	16.02.02.01	7,100,000	7,600,000.00	23,552,022.00	15,305,901.00	8,246,121.00	7,442,587.00	0.00	16,109,435.00
Impozit pe mijloacele de transport detinute de persoane juridice *)	16.02.02.02	2,400,000	2,700,000.00	5,641,817.00	3,204,262.00	2,437,555.00	2,538,784.00	0.00	3,103,033.00
Taxe si tarife pentru eliberarea de licente si autorizatii de functionare	16.02.03	1,550,000	1,570,000.00	1,453,752.00	231,521.00	1,222,231.00	1,213,757.00	0.00	239,995.00
Alte taxe pe utilizarea bunurilor, autorizarea utilizării bunurilor sau pe desfasurare de activitati	16.02.50	3,700,000	3,950,000.00	4,220,274.00	178,259.00	4,042,015.00	3,976,368.00	0.00	243,906.00
A6. ALTE IMPOZITE SI TAXE FISCALE	00.11	0	0.00	2,247.00	2,247.00	0.00	9.00	0.00	2,238.00
Alte impozite si taxe fiscale	18.02	0	0.00	2,247.00	2,247.00	0.00	9.00	0.00	2,238.00
Alte impozite si taxe	18.02.50	0	0.00	2,247.00	2,247.00	0.00	9.00	0.00	2,238.00
C. VENITURI NEFISCALE	00.12	26,768,340	28,341,720.00	78,874,518.00	47,593,838.00	31,280,680.00	28,659,173.00	580.00	50,214,765.00
C1. VENITURI DIN PROPRIETATE	00.13	6,530,000	7,130,000.00	13,244,780.00	5,443,696.00	7,801,084.00	7,334,474.00	0.00	5,910,306.00
Venituri din proprietate	30.02	6,530,000	7,130,000.00	13,244,780.00	5,443,696.00	7,801,084.00	7,334,474.00	0.00	5,910,306.00
Venituri din concesiuni si inchirieri *)	30.02.05	6,380,000	6,980,000.00	13,129,082.00	5,443,696.00	7,685,386.00	7,218,776.00	0.00	5,910,306.00
Alte venituri din concesiuni si inchirieri de catre institutiile publice	30.02.05.30	6,380,000	6,980,000.00	13,129,082.00	5,443,696.00	7,685,386.00	7,218,776.00	0.00	5,910,306.00
Venituri din dividende *)	30.02.08	150,000	150,000.00	115,698.00	0.00	115,698.00	115,698.00	0.00	0.00
Venituri din dividende de la alti platitori	30.02.08.02	150,000	150,000.00	0.00	0.00	0.00	0.00	0.00	0.00
Dividende de la societatile si companiile nationale si societatile cu capital majoritar de stat	30.02.08.03	0	0.00	115,698.00	0.00	115,698.00	115,698.00	0.00	0.00
G2. VANZARI DE BUNURI SI SERVICII	00.14	20,238,340	21,211,720.00	65,629,738.00	42,150,142.00	23,479,596.00	21,324,699.00	580.00	44,304,459.00
Venituri din prestari de servicii si alte activitati	33.02	337,000	362,000.00	465,376.00	91,595.00	373,781.00	372,848.00	513.00	92,015.00
Venituri din prestari de servicii	33.02.08	153,000	153,000.00	235,402.00	91,595.00	143,807.00	143,807.00	0.00	91,595.00
Contributia parintilor sau sustinatorilor legali pentru intretinerea copiilor in crese	33.02.10	157,000	182,000.00	198,256.00	0.00	198,256.00	197,796.00	460.00	0.00
Contributia persoanelor beneficiare ale cantinelor de ajutor social	33.02.12	27,000	27,000.00	31,245.00	0.00	31,245.00	31,245.00	0.00	0.00

Venituri din recuperarea cheltuielilor de judecata, imputatii si despagubiri	33.02.28	0	0.00	473.00	0.00	473.00	0.00	53.00	420.00
Venituri din taxe administrative, eliberari permise	34.02	0	0.00	1,092.00	0.00	1,092.00	1,092.00	0.00	0.00
Taxe extrajudiciare de timbru	34.02.02	0	0.00	1,092.00	0.00	1,092.00	1,092.00	0.00	0.00
Amenzi, penalitati si confiscari	35.02	4,062,000	4,850,000.00	34,955,898.00	28,655,047.00	6,300,851.00	4,846,232.00	0.00	30,109,666.00
Venituri din amenzi si alte sanctiuni aplicate potrivit dispozitiilor legale	35.02.01	4,062,000	4,850,000.00	34,948,794.00	28,649,807.00	6,298,987.00	4,844,590.00	0.00	30,104,204.00
Venituri din amenzi si alte sanctiuni aplicate de catre alte institutii de specialitate	35.02.01.02	4,062,000	4,850,000.00	34,948,794.00	28,649,807.00	6,298,987.00	4,844,590.00	0.00	30,104,204.00
Penalitati pentru nedepunerea sau depunerea cu intarziere declaratiei de impozite si taxe	35.02.02	0	0.00	5,462.00	5,240.00	222.00	0.00	0.00	5,462.00
Incasari din valorificarea bunurilor confiscate, abandonate si alte sume constatate odata cu confiscarea potrivit legii	35.02.03	0	0.00	1,642.00	0.00	1,642.00	1,642.00	0.00	0.00
Incasari din valorificarea bunurilor confiscate, abandonate si alte sume constatate odata cu confiscarea potrivit legii	35.02.03.01	0	0.00	1,642.00	0.00	1,642.00	1,642.00	0.00	0.00
Diverse venituri	36.02	15,834,340	15,862,640.00	30,070,305.00	13,403,500.00	16,666,805.00	15,967,460.00	67.00	14,102,778.00
Venituri din aplicarea prescriptiei extinctive	36.02.01	6,000	32,000.00	34,848.00	0.00	34,848.00	34,848.00	0.00	0.00
Venituri din aplicarea prescriptiei extinctive	36.02.01.01	6,000	32,000.00	34,848.00	0.00	34,848.00	34,848.00	0.00	0.00
Taxe speciale	36.02.06	15,698,340	15,698,340.00	29,203,898.00	12,890,502.00	16,313,396.00	15,588,029.00	0.00	13,615,869.00
Venituri din recuperarea cheltuielilor efectuate in cursul procesului de executare silita	36.02.14	107,000	107,000.00	578,104.00	498,514.00	79,590.00	101,995.00	0.00	476,109.00
Taxa de reabilitare termica	36.02.23	0	2,300.00	183,349.00	14,484.00	168,865.00	172,549.00	0.00	10,800.00
Alte venituri	36.02.50	23,000	23,000.00	70,106.00	0.00	70,106.00	70,039.00	67.00	0.00
Transferuri voluntare, altele decat subventiile	37.02	5,000	137,080.00	137,067.00	0.00	137,067.00	137,067.00	0.00	0.00
Donatii si sponsorizari	37.02.01	5,000	137,080.00	137,067.00	0.00	137,067.00	137,067.00	0.00	0.00
Varsaminte din sectiunea de functionare pentru finantarea sectiunii de dezvoltare a bugetului local	37.02.03	-11,372,500	-11,892,500.00	-11,872,500.00	0.00	-11,872,500.00	-11,872,500.00	0.00	0.00
Varsaminte din sectiunea de functionare	37.02.04	11,372,500	11,892,500.00	11,872,500.00	0.00	11,872,500.00	11,872,500.00	0.00	0.00

II. VENITURI DIN CAPITAL	00.15	0	3,959,970.00	4,351,336.00	57,448.00	4,293,888.00	4,294,071.00	5,882.00	51,383.00
Venituri din valorificarea unor bunuri	39.02	0	3,959,970.00	4,351,336.00	57,448.00	4,293,888.00	4,294,071.00	5,882.00	51,383.00
Venituri din valorificarea unor bunuri ale institutiilor publice	39.02.01	0	101,130.00	210,517.00	0.00	210,517.00	208,420.00	2,097.00	0.00
Venituri din vanzarea locuintelor construite din fondurile statului	39.02.03	0	0.00	104,117.00	0.00	104,117.00	104,117.00	0.00	0.00
Venituri din vanzarea unor bunuri aparinand domeniului privat al statului sau al unitatilor administrativ-teritoriale	39.02.07	0	10,870.00	133,292.00	0.00	133,292.00	129,507.00	3,785.00	0.00
Depozite speciale pentru constructii de locuinte	39.02.10	0	3,847,970.00	3,903,410.00	57,448.00	3,845,962.00	3,852,027.00	0.00	51,383.00
IV. SUBVENTII	00.17	49,427,850	62,322,330.00	22,554,834.00	0.00	22,554,834.00	22,554,833.00	0.00	1.00
Subventii de la bugetul de stat (cod 42.02.01+42.02.05+42.02.10 la 42.02.18+42.02.20 la 42.02.29+42.02.34+42.02.35+ 42.02.40 la 42.02.45+ 42.02.51 la 42.02.55+ 42.02.62 la 42.02.67+42.02.69+ 42.02.73+ 42.02.77+42.02.79+42.02.80 la 42.02.84 la 42.02.91)	42.02	49,427,850	60,811,430.00	21,365,456.00	0.00	21,365,456.00	21,365,455.00	0.00	1.00
Subventii de la bugetul de stat catre bugetele locale pentru finantarea investitiilor in sanatate	42.02.16	0	6,088,000.00	4,503,064.00	0.00	4,503,064.00	4,503,064.00	0.00	0.00
Subventii de la bugetul de stat catre bugetele locale pentru finantarea aparaturii medicale si echipamentelor de comunicatii in urgenta in sanatate	42.02.16.01	0	6,088,000.00	4,503,064.00	0.00	4,503,064.00	4,503,064.00	0.00	0.00
Subventii de la bugetul de stat catre bugetele locale necesare sustinerii derularii proiectelor finantate din fonduri externe nerambursabile (FEN) postaderare	42.02.20	6,010,150	0.00	0.00	0.00	0.00	0.00	0.00	0.00
Subventii pentru acordarea ajutorului pentru incalzirea locuintei cu lemne, carbuni, combustibili petrolieri	42.02.34	500,000	500,000.00	275,164.00	0.00	275,164.00	275,164.00	0.00	0.00
Subventii din bugetul de stat pentru finantarea sanatatii	42.02.41	6,075,700	561,000.00	466,579.00	0.00	466,579.00	466,579.00	0.00	0.00
Finantarea Programului National de Dezvoltare Locala	42.02.65	0	640,440.00	1,031,235.00	0.00	1,031,235.00	1,031,235.00	0.00	0.00
Subventii din bugetul de stat alocate conform contractelor incheiate cu directiile de sanatate publica	42.02.66	0	5,602,700.00	5,260,797.00	0.00	5,260,797.00	5,260,797.00	0.00	0.00

Subvenții de la bugetul de stat către bugetele locale necesare derulării susținerii-proiectelor finanțate din fondurile europene nerambursabile (FEN)postaderare aferente perioadei de programare 2014-2020	42.02.69	0	7,490,680.00	1,904,035.00	0.00	1,904,035.00	1,904,035.00	0.00	0.00
Subvenții pentru finanțarea liceelor tehnologice cu profil agricol	42.02.79	0	198,000.00	197,821.00	0.00	197,821.00	197,821.00	0.00	0.00
Subvenții pentru finanțarea liceelor tehnologice cu profil preponderent agricol, pentru secțiunea de dezvoltare	42.02.79.02	0	198,000.00	197,821.00	0.00	197,821.00	197,821.00	0.00	0.00
Subvenții de la bugetul de stat către bugetele locale pentru Programul național de investiții „Anghel Saligny”	42.02.87	0	2,443,710.00	2,443,713.00	0.00	2,443,713.00	2,443,713.00	0.00	0.00
Alocări de sume din PNRR aferente asistentei financiare nerambursabile (cod 42.02.88.01 la 42.02.88.03)	42.02.88	0	9,500,000.00	172,550.00	0.00	172,550.00	172,550.00	0.00	0.00
Fonduri europene nerambursabile	42.02.88.01	0	7,650,000.00	145,000.00	0.00	145,000.00	145,000.00	0.00	0.00
Sume aferente TVA	42.02.88.03	0	1,850,000.00	27,550.00	0.00	27,550.00	27,550.00	0.00	0.00
Alocări de sume din PNRR aferente componentei împrumuturi (cod 42.02.89.01 la 42.02.89.03)	42.02.89	0	27,786,900.00	5,110,498.00	0.00	5,110,498.00	5,110,497.00	0.00	1.00
Fonduri din împrumut rambursabil	42.02.89.01	0	23,323,330.00	4,389,279.00	0.00	4,389,279.00	4,389,279.00	0.00	0.00
Sume aferente TVA	42.02.89.03	0	4,463,570.00	721,219.00	0.00	721,219.00	721,218.00	0.00	1.00
Sume alocate de către responsabilii de implementare a investițiilor specifice locale din sume de la bugetul de stat aferente asistentei financiare nerambursabile a PNRR (42.02.90.01 la 42.02.90.03)	42.02.90	36,842,000	0.00	0.00	0.00	0.00	0.00	0.00	0.00
Fonduri europene nerambursabile	42.02.90.01	30,550,000	0.00	0.00	0.00	0.00	0.00	0.00	0.00
Sume aferente TVA	42.02.90.03	6,292,000	0.00	0.00	0.00	0.00	0.00	0.00	0.00
Subvenții de la alte administrații	43.02	0	1,510,900.00	1,189,378.00	0.00	1,189,378.00	1,189,378.00	0.00	0.00
Alte subvenții primite de la administrația centrală pentru finanțarea unor activități	43.02.20	0	960,000.00	638,400.00	0.00	638,400.00	638,400.00	0.00	0.00
Sume alocate din sumele obținute în urma scoaterii la licitație a certificatelor de emisii de gaze cu efect de seră pentru finanțarea proiectelor de investiții	43.02.44	0	550,900.00	550,978.00	0.00	550,978.00	550,978.00	0.00	0.00

Sume primite de la UE/alti donatori in contul platilor efectuate si prefinantari aferente cadrului financiar 2014-2020 (cod 48.02.01 la cod 48.02.05+48.02.11+48.02.12+48.02.15+48.02.19)	48.02	34,235,320	76,042,650.00	36,445,333.00	0.00	36,445,333.00	36,445,333.00	0.00	0.00
Fondul European de Dezvoltare Regională (FEDR)Fondul European de Dezvoltare Regională (FEDR) (cod 48.02.01.01+48.02.01.02+48.02.01.03)	48.02.01	29,027,210	68,047,220.00	34,731,025.00	0.00	34,731,025.00	34,731,025.00	0.00	0.00
Sume primite in contul plăților efectuate in anul curent	48.02.01.01	28,827,210	45,215,200.00	9,238,615.00	0.00	9,238,615.00	9,238,615.00	0.00	0.00
Sume primite in contul plăților efectuate in anii anteriori	48.02.01.02	200,000	3,210,740.00	2,818,802.00	0.00	2,818,802.00	2,818,802.00	0.00	0.00
Prefinanțare	48.02.01.03	0	19,621,280.00	22,673,608.00	0.00	22,673,608.00	22,673,608.00	0.00	0.00
Fondul Social European (FSE) (cod 48.02.02.01+48.02.02.02+48.02.02.03)	48.02.02	5,008,110	7,995,430.00	1,388,912.00	0.00	1,388,912.00	1,388,912.00	0.00	0.00
Sume primite in contul plăților efectuate in anul curent	48.02.02.01	5,008,110	5,008,110.00	998,825.00	0.00	998,825.00	998,825.00	0.00	0.00
Sume primite in contul plăților efectuate in anii anteriori	48.02.02.02	0	0.00	156,087.00	0.00	156,087.00	156,087.00	0.00	0.00
Prefinanțare	48.02.02.03	0	2,987,320.00	234,000.00	0.00	234,000.00	234,000.00	0.00	0.00
Instrumentul European de Vecinatate (ENI)	48.02.12	0	0.00	54,197.00	0.00	54,197.00	54,197.00	0.00	0.00
Sume primite in contul platilor efectuate in anii anteriori	48.02.12.02	0	0.00	54,197.00	0.00	54,197.00	54,197.00	0.00	0.00
Mecanismul pentru Interconectarea Europei (MIE)	48.02.19	0	0.00	271,199.00	0.00	271,199.00	271,199.00	0.00	0.00
Sume primite in contul platilor efectuate in anul curent	48.02.19.01	0	0.00	271,199.00	0.00	271,199.00	271,199.00	0.00	0.00
Asistenta tehnica aferenta Mecanismelor financiare Spatiul Economic European si Norvegian 2014-2021	48.02.33	200,000	0.00	0.00	0.00	0.00	0.00	0.00	0.00
Sume primite in contul platilor efectuate in anul curent	48.02.33.01	200,000	0.00	0.00	0.00	0.00	0.00	0.00	0.00

SECTIUNEA DE FUNCTIONARE

Denumirea indicatorului	Cod Rand	Prevederi bugetare initiale	Prevederi bugetare definitive	Drepturi constatate Total, din care:	Drepturi constatate din anii precedenti	Drepturi constatate din anul curent	Incasari realizate	Stingeri pe alte cai decat incasari	Drepturi constatate de incasat
A	B	1	2	3	4	5	6	7	8

TOTAL VENITURI (cod 00.02 + 00.15 + 00.16 + 00.17 + 45.02 + 46.02 + 48.02)Sectiune de functionare	00.01	238,354,540	263,154,640	346,428,398	86,895,293	259,533,105	255,799,020	984	90,628,394
I. VENITURI CURENTE	00.02	231,778,840	255,530,940	339,787,458	86,895,293	252,892,165	249,158,080	984	90,628,394
VENITURI PROPRII (00.02-11.02-37.02+00.15)Sectiune de functionare	4990	182,913,340	200,931,860	290,029,059	86,895,293	203,133,766	199,399,681	984	90,628,394
A. VENITURI FISCALE	00.03	216,383,000	239,084,020	272,968,789	39,315,939	233,652,850	232,543,956	404	40,424,429
A1. IMPOZIT PE VENIT, PROFIT SI CASTIGURI DIN CAPITAL	00.04	118,151,000	132,494,420	132,281,646	0	132,281,646	132,281,235	404	7
A11. IMPOZIT PE VENIT, PROFIT SI CASTIGURI DIN CAPITAL DE LA PERSOANE JURIDICE	00.05	0	0	411	0	411	0	404	7
Impozit pe profit	01.02	0	0	411	0	411	0	404	7
Impozit pe profit de la agentii economici *)	01.02.01	0	0	411	0	411	0	404	7
A12. IMPOZIT PE VENIT, PROFIT, SI CASTIGURI DIN CAPITAL DE LA PERSOANE FIZICE	00.06	118,151,000	132,494,420	132,281,235	0	132,281,235	132,281,235	0	0
Impozit pe venit	03.02	350,000	1,413,000	1,200,401	0	1,200,401	1,200,401	0	0
Impozitul pe veniturile din transferul proprietatilor imobiliare din patrimoniul personal	03.02.18	350,000	1,413,000	1,200,401	0	1,200,401	1,200,401	0	0
Cote si sume defalcate din impozitul pe venit (se scad)	04.02	117,801,000	131,081,420	131,080,834	0	131,080,834	131,080,834	0	0
Cote defalcate din impozitul pe venit(se scad)	04.02.01	113,801,000	115,907,000	115,906,437	0	115,906,437	115,906,437	0	0
Sume repartizate din Fondul la dispozitia Consiliului Judetean	04.02.05	4,000,000	4,000,000	4,000,000	0	4,000,000	4,000,000	0	0
Sume repartizate pentru finantarea institutiilor de spectacole si concerte	04.02.06	0	11,174,420	11,174,397	0	11,174,397	11,174,397	0	0
A3. IMPOZITE SI TAXE PE PROPRIETATE	00.09	23,185,000	24,351,100	44,234,314	20,393,749	23,840,565	23,509,009	0	20,725,305
Impozite si taxe pe proprietate	07.02	23,185,000	24,351,100	44,234,314	20,393,749	23,840,565	23,509,009	0	20,725,305
Impozit si taxa pe cladiri	07.02.01	18,600,000	19,696,100	36,693,211	17,453,117	19,240,094	18,959,386	0	17,733,825
Impozit pe cladiri de la persoane fizice *)	07.02.01.01	8,400,000	8,729,100	14,176,677	5,400,086	8,776,591	8,497,063	0	5,679,614
Impozit si taxa pe cladiri de la persoane juridice *)	07.02.01.02	10,200,000	10,967,000	22,516,534	12,053,031	10,463,503	10,462,323	0	12,054,211
Impozit si taxa pe teren	07.02.02	2,585,000	2,655,000	5,220,221	2,426,910	2,793,311	2,743,118	0	2,477,103
Impozit pe terenuri de la persoane fizice *)	07.02.02.01	1,300,000	1,320,000	2,806,027	1,397,135	1,408,892	1,342,042	0	1,463,985

Impozit si taxa pe teren de la persoane juridice *)	07.02.02.02	1,120,000	1,170,000	2,038,700	841,385	1,197,315	1,216,773	0	821,927
Impozit pe terenul din extravilan *)	07.02.02.03	165,000	165,000	375,494	188,390	187,104	184,303	0	191,191
Taxe judiciare de timbru si alte taxe de timbru	07.02.03	2,000,000	2,000,000	2,320,882	513,722	1,807,160	1,806,505	0	514,377
A4. IMPOZITE SI TAXE PE BUNURI SI SERVICII	00.10	75,047,000	82,238,500	96,450,582	18,919,943	77,530,639	76,753,703	0	19,696,879
Sume defalcate din TVA (se scad)	11.02	60,233,000	66,354,500	61,493,832	0	61,493,832	61,493,832	0	0
Sume defalcate din taxa pe valoarea adaugata pentru finantarea cheltuielilor descentralizate la nivelul comunelor, oraselor, municipiilor, sectoarelor si Municipiului Bucuresti (se scad)	11.02.02	55,001,000	56,960,000	52,403,180	0	52,403,180	52,403,180	0	0
Sume defalcate din taxa pe valoarea adaugata pentru drumuri (se scad)	11.02.05	500,000	500,000	396,918	0	396,918	396,918	0	0
Sume defalcate din taxa pe valoarea adaugata pentru echilibrarea bugetelor locale (se scad)	11.02.06	542,000	4,704,500	4,704,500	0	4,704,500	4,704,500	0	0
Sume defalcate din taxa pe valoarea adaugata pentru finantarea invatamantului particular sau confesional acreditat	11.02.09	4,190,000	4,190,000	3,989,234	0	3,989,234	3,989,234	0	0
Taxe pe servicii specifice	15.02	64,000	64,000	88,885	0	88,885	88,375	0	510
Impozit pe spectacole	15.02.01	64,000	64,000	88,885	0	88,885	88,375	0	510
Taxe pe utilizarea bunurilor, autorizarea utilizarii bunurilor sau pe desfasurarea de activitati	16.02	14,750,000	15,820,000	34,867,865	18,919,943	15,947,922	15,171,496	0	19,696,369
Impozit pe mijloacele de transport	16.02.02	9,500,000	10,300,000	29,193,839	18,510,163	10,683,676	9,981,371	0	19,212,468
Impozit pe mijloacele de transport detinute de persoane fizice *)	16.02.02.01	7,100,000	7,600,000	23,552,022	15,305,901	8,246,121	7,442,587	0	16,109,435
Impozit pe mijloacele de transport detinute de persoane juridice *)	16.02.02.02	2,400,000	2,700,000	5,641,817	3,204,262	2,437,555	2,538,784	0	3,103,033
Taxe si tarife pentru eliberarea de licente si autorizatii de functionare	16.02.03	1,550,000	1,570,000	1,453,752	231,521	1,222,231	1,213,757	0	239,995
Alte taxe pe utilizarea bunurilor, autorizarea utilizarii bunurilor sau pe desfasurare de activitati	16.02.50	3,700,000	3,950,000	4,220,274	178,259	4,042,015	3,976,368	0	243,906
A6. ALTE IMPOZITE SI TAXE FISCALE	00.11	0	0	2,247	2,247	0	9	0	2,238
Alte impozite si taxe fiscale	18.02	0	0	2,247	2,247	0	9	0	2,238
Alte impozite si taxe	18.02.50	0	0	2,247	2,247	0	9	0	2,238
C. VENITURI NEFISCALE	00.12	15,395,840	16,446,920	66,818,669	47,579,354	19,239,315	16,614,124	580	50,203,965

C1. VENITURI DIN PROPRIETATE	00.13	6,530,000	7,130,000	13,244,780	5,443,696	7,801,084	7,334,474	0	5,910,306
Venituri-din proprietate	30.02	6,530,000	7,130,000	13,244,780	5,443,696	7,801,084	7,334,474	0	5,910,306
Venituri din concesiuni si inchirieri *)	30.02.05	6,380,000	6,980,000	13,129,082	5,443,696	7,685,386	7,218,776	0	5,910,306
Alte venituri din concesiuni si inchirieri de catre institutiile publice	30.02.05.30	6,380,000	6,980,000	13,129,082	5,443,696	7,685,386	7,218,776	0	5,910,306
Venituri din dividende *)	30.02.08	150,000	150,000	115,698	0	115,698	115,698	0	0
Venituri din dividende de la alti platitori	30.02.08.02	150,000	150,000	0	0	0	0	0	0
Dividende de la societatile si companiile nationale si societatile cu capital majoritar de stat	30.02.08.03	0	0	115,698	0	115,698	115,698	0	0
C2. VANZARI DE BUNURI SI SERVICII	00.14	8,865,840	9,316,920	53,573,889	42,135,658	11,438,231	9,279,650	580	44,293,659
Venituri din prestari de servicii si alte activitati	33.02	337,000	362,000	465,376	91,595	373,781	372,848	513	92,015
Venituri din prestari de servicii	33.02.08	153,000	153,000	235,402	91,595	143,807	143,807	0	91,595
Contributia parintilor sau sustinatorilor legali pentru intretinerea copiilor in crese	33.02.10	157,000	182,000	198,256	0	198,256	197,796	460	0
Contributia persoanelor beneficiare ale cantinelor de ajutor social	33.02.12	27,000	27,000	31,245	0	31,245	31,245	0	0
Venituri din recuperarea cheltuielilor de judecata, imputatii si despagubiri	33.02.28	0	0	473	0	473	0	53	420
Venituri din taxe administrative, eliberari permise	34.02	0	0	1,092	0	1,092	1,092	0	0
Taxe extrajudiciare de timbru	34.02.02	0	0	1,092	0	1,092	1,092	0	0
Amenzi, penalitati si confiscari	35.02	4,062,000	4,850,000	34,955,898	28,655,047	6,300,851	4,846,232	0	30,109,666
Venituri din amenzi si alte sanctiuni aplicate potrivit dispozitiilor legale	35.02.01	4,062,000	4,850,000	34,948,794	28,649,807	6,298,987	4,844,590	0	30,104,204
Venituri din amenzi si alte sanctiuni aplicate de catre alte institutii de specialitate	35.02.01.02	4,062,000	4,850,000	34,948,794	28,649,807	6,298,987	4,844,590	0	30,104,204
Penalitati pentru nedepunerea sau depunerea cu intarziere declaratiei de impozite si taxe	35.02.02	0	0	5,462	5,240	222	0	0	5,462
Incasari din valorificarea bunurilor confiscate, abandonate si alte sume constatate odata cu confiscarea potrivit legii	35.02.03	0	0	1,642	0	1,642	1,642	0	0
Incasari din valorificarea bunurilor confiscate, abandonate si alte sume constatate odata cu confiscarea potrivit legii	35.02.03.01	0	0	1,642	0	1,642	1,642	0	0
Diverse venituri	36.02	15,834,340	15,860,340	29,886,956	13,389,016	16,497,940	15,794,911	67	14,091,978

Venituri din aplicarea prescriptiei extinctive	36.02.01	6,000	32,000	34,848	0	34,848	34,848	0	0
Venituri din aplicarea prescriptiei extinctive	36.02.01.01	6,000	32,000	34,848	0	34,848	34,848	0	0
Taxe speciale	36.02.06	15,698,340	15,698,340	29,203,898	12,890,502	16,313,396	15,588,029	0	13,615,869
Venituri din recuperarea cheltuielilor efectuate in cursul procesului de executare silita	36.02.14	107,000	107,000	578,104	498,514	79,590	101,995	0	476,109
Alte venituri	36.02.50	23,000	23,000	70,106	0	70,106	70,039	67	0
Transferuri voluntare, altele decat subventiile	37.02	-11,367,500	-11,755,420	-11,735,433	0	-11,735,433	-11,735,433	0	0
Donatii si sponsorizari	37.02.01	5,000	137,080	137,067	0	137,067	137,067	0	0
Varsaminte din sectiunea de functionare pentru finantarea sectiunii de dezvoltare a bugetului local	37.02.03	-11,372,500	-11,892,500	-11,872,500	0	-11,872,500	-11,872,500	0	0
IV. SUBVENTII	00.17	6,575,700	7,623,700	6,640,940	0	6,640,940	6,640,940	0	0
Subventii de la bugetul de stat (cod 42.02.01+42.02.05+42.02.10 la 42.02.18+42.02.20 la 42.02.29+42.02.34+42.02.35+ 42.02.40 la 42.02.45+ 42.02.51 la 42.02.55+ 42.02.62 la 42.02.67+42.02.69+ 42.02.73+ 42.02.77+42.02.79+42.02.80 la 42.02.84 la 42.02.91)	42.02	6,575,700	6,663,700	6,002,540	0	6,002,540	6,002,540	0	0
Subventii pentru acordarea ajutorului pentru incalzirea locuintei cu lemne, carbuni, combustibili petrolieri	42.02.34	500,000	500,000	275,164	0	275,164	275,164	0	0
Subventii din bugetul de stat pentru finantarea sanatatii	42.02.41	6,075,700	561,000	466,579	0	466,579	466,579	0	0
Subventii din bugetul de stat alocate conform contractelor incheiate cu directiile de sanatate publica	42.02.66	0	5,602,700	5,260,797	0	5,260,797	5,260,797	0	0
Subventii de la alte administratii	43.02	0	960,000	638,400	0	638,400	638,400	0	0
Alte subventii primite de la administratia centrala pentru finantarea unor activitati	43.02.20	0	960,000	638,400	0	638,400	638,400	0	0

SECTIUNEA DE DEZVOLTARE

Denumirea indicatorului	Cod Rand	Prevederi bugetare initiale	Prevederi bugetare definitive	Drepturi constatate Total, din care:	Drepturi constatate din anii precedenti	Drepturi constatate din anul curent	Incasari realizate	Stingeri pe alte cai decat incasari	Drepturi constatate de incasat
A	B	1	2	3	4	5	6	7	8

TOTAL VENITURI (cod 00.02 + 00.15 + 00.16 + 00.17 + 45.02 + 46.02 + 48.02)Sectiune de dezvoltare	00.01	88,459,970	146,596,050	68,766,412	71,932	68,694,480	68,698,346	5,882	62,184
I. VENITURI CURENTE	00.02	11,372,500	11,894,800	12,055,849	14,484	12,041,365	12,045,049	0	10,800
VENITURI PROPRII (00.02-11.02-37.02+00.15)Sectiune de dezvoltare	4990	0	3,962,270	4,534,685	71,932	4,462,753	4,466,620	5,882	62,183
C. VENITURI NEFISCALE	00.12	11,372,500	11,894,800	12,055,849	14,484	12,041,365	12,045,049	0	10,800
C2. VANZARI DE BUNURI SI SERVICII	00.14	11,372,500	11,894,800	12,055,849	14,484	12,041,365	12,045,049	0	10,800
Diverse venituri	36.02	0	2,300	183,349	14,484	168,865	172,549	0	10,800
Taxa de reabilitare termica	36.02.23	0	2,300	183,349	14,484	168,865	172,549	0	10,800
Transferuri voluntare, altele decat subventiile	37.02	11,372,500	11,892,500	11,872,500	0	11,872,500	11,872,500	0	0
Varsaminte din sectiunea de functionare	37.02.04	11,372,500	11,892,500	11,872,500	0	11,872,500	11,872,500	0	0
II. VENITURI DIN CAPITAL	00.15	0	3,959,970	4,351,336	57,448	4,293,888	4,294,071	5,882	51,383
Venituri din valorificarea unor bunuri	39.02	0	3,959,970	4,351,336	57,448	4,293,888	4,294,071	5,882	51,383
Venituri din valorificarea unor bunuri ale institutiilor publice	39.02.01	0	101,130	210,517	0	210,517	208,420	2,097	0
Venituri din vanzarea locuintelor construite din fondurile statului	39.02.03	0	0	104,117	0	104,117	104,117	0	0
Venituri din vanzarea unor bunuri apartinand domeniului privat al statului sau al unitatilor administrativ-teritoriale	39.02.07	0	10,870	133,292	0	133,292	129,507	3,785	0
Depozite speciale pentru constructii de locuinte	39.02.10	0	3,847,970	3,903,410	57,448	3,845,962	3,852,027	0	51,383
IV. SUBVENTII	00.17	42,852,150	54,698,630	15,913,894	0	15,913,894	15,913,893	0	1
Subventii de la bugetul de stat (cod 42.02.01+42.02.05+42.02.10 la 42.02.18+42.02.20 la 42.02.29+42.02.34+42.02.35+ 42.02.40 la 42.02.45+ 42.02.51 la 42.02.55+ 42.02.62 la 42.02.67+42.02.69+ 42.02.73+ 42.02.77+42.02.79+42.02.80 la 42.02.84 la 42.02.91)	42.02	42,852,150	54,147,730	15,362,916	0	15,362,916	15,362,915	0	1
Subventii de la bugetul de stat catre bugetele locale pentru finantarea investitiilor in sanatate	42.02.16	0	6,088,000	4,503,064	0	4,503,064	4,503,064	0	0
Subventii de la bugetul de stat catre bugetele locale pentru finantarea aparaturii medicale si echipamentelor de comunicatii in urgenta in sanatate	42.02.16.01	0	6,088,000	4,503,064	0	4,503,064	4,503,064	0	0

Subvenții de la bugetul de stat către bugetele locale necesare susținerii derulării proiectelor finanțate din fonduri externe nerambursabile (FEN) postaderare	42.02.20	6,010,150	0	0	0	0	0	0	0
Finanțarea Programului Național de Dezvoltare Locală	42.02.65	0	640,440	1,031,235	0	1,031,235	1,031,235	0	0
Subvenții de la bugetul de stat către bugetele locale necesare derulării susținerii proiectelor finanțate din fondurile europene nerambursabile (FEN) postaderare aferente perioadei de programare 2014-2020	42.02.69	0	7,490,680	1,904,035	0	1,904,035	1,904,035	0	0
Subvenții pentru finanțarea liceelor tehnologice cu profil agricol	42.02.79	0	198,000	197,821	0	197,821	197,821	0	0
Subvenții pentru finanțarea liceelor tehnologice cu profil preponderent agricol, pentru secțiunea de dezvoltare	42.02.79.02	0	198,000	197,821	0	197,821	197,821	0	0
Subvenții de la bugetul de stat către bugetele locale pentru Programul național de investiții „Anghel Saligny”	42.02.87	0	2,443,710	2,443,713	0	2,443,713	2,443,713	0	0
Alocări de sume din PNRR aferente asistenței financiare nerambursabile (cod 42.02.88.01 la 42.02.88.03)	42.02.88	0	9,500,000	172,550	0	172,550	172,550	0	0
Fonduri europene nerambursabile	42.02.88.01	0	7,650,000	145,000	0	145,000	145,000	0	0
Sume aferente TVA	42.02.88.03	0	1,850,000	27,550	0	27,550	27,550	0	0
Alocări de sume din PNRR aferente componentei împrumuturi (cod 42.02.89.01 la 42.02.89.03)	42.02.89	0	27,786,900	5,110,498	0	5,110,498	5,110,497	0	1
Fonduri din împrumut rambursabil	42.02.89.01	0	23,323,330	4,389,279	0	4,389,279	4,389,279	0	0
Sume aferente TVA	42.02.89.03	0	4,463,570	721,219	0	721,219	721,218	0	1
Sume alocate de către responsabilii de implementare a investițiilor specifice locale din sume de la bugetul de stat aferente asistenței financiare nerambursabile a PNRR (42.02.90.01 la 42.02.90.03)	42.02.90	36,842,000	0	0	0	0	0	0	0
Fonduri europene nerambursabile	42.02.90.01	30,550,000	0	0	0	0	0	0	0
Sume aferente TVA	42.02.90.03	6,292,000	0	0	0	0	0	0	0
Subvenții de la alte administrații	43.02	0	550,900	550,978	0	550,978	550,978	0	0
Sume alocate din sumele obținute în urma scoaterii la licitație a certificatelor de emisii de gaze cu efect de seră pentru finanțarea proiectelor de investiții	43.02.44	0	550,900	550,978	0	550,978	550,978	0	0

Sume primite de la UE/alti donatori in contul platilor efectuate si prefinantari aferente cadrului financiar 2014-2020 (cod 48.02.01 la cod 48.02.05+48.02.11+48.02.12+48.02.15+48.02.19)	48.02	34,235,320	76,042,650	36,445,333	0	36,445,333	36,445,333	0	0
Fondul European de Dezvoltare Regională (FEDR)Fondul European de Dezvoltare Regională (FEDR) (cod 48.02.01.01+48.02.01.02+48.02.01.03)	48.02.01	29,027,210	68,047,220	34,731,025	0	34,731,025	34,731,025	0	0
Sume primite in contul plăților efectuate in anul curent	48.02.01.01	28,827,210	45,215,200	9,238,615	0	9,238,615	9,238,615	0	0
Sume primite in contul plăților efectuate in anii anteriori	48.02.01.02	200,000	3,210,740	2,818,802	0	2,818,802	2,818,802	0	0
Prefinanțare	48.02.01.03	0	19,621,280	22,673,608	0	22,673,608	22,673,608	0	0
Fondul Social European (FSE) (cod 48.02.02.01+48.02.02.02+48.02.02.03)	48.02.02	5,008,110	7,995,430	1,388,912	0	1,388,912	1,388,912	0	0
Sume primite in contul plăților efectuate in anul curent	48.02.02.01	5,008,110	5,008,110	998,825	0	998,825	998,825	0	0
Sume primite in contul plăților efectuate in anii anteriori	48.02.02.02	0	0	156,087	0	156,087	156,087	0	0
Prefinanțare	48.02.02.03	0	2,987,320	234,000	0	234,000	234,000	0	0
Instrumentul European de Vecinatate (ENI)	48.02.12	0	0	54,197	0	54,197	54,197	0	0
Sume primite in contul platilor efectuate in anii anteriori	48.02.12.02	0	0	54,197	0	54,197	54,197	0	0
Mecanismul pentru Interconectarea Europei (MIE)	48.02.19	0	0	271,199	0	271,199	271,199	0	0
Sume primite in contul platilor efectuate in anul curent	48.02.19.01	0	0	271,199	0	271,199	271,199	0	0
Asistenta tehnica aferenta Mecanismelor financiare Spatiul Economic European si Norvegian 2014-2021	48.02.33	200,000	0	0	0	0	0	0	0
Sume primite in contul platilor efectuate in anul curent	48.02.33.01	200,000	0	0	0	0	0	0	0

Primar

Cosmin Ionut Andri



Director economic

Mirela Gheorghita

Contul de executie a bugetului local - cheltuieli

31 Decembrie 2023

Cod Anexa: Anexa 13

02										
Denumirea indicatorului	Cod Rand	Credite de angajament initiale	Credite de angajament definitive	Credite bugetare initiale	Credite bugetare definitive	Angajamente bugetare	Angajamente legale	Plati efectuate	Angajamente legale de platit	Cheltuieli efective
A	B	1	2	3	4	5	6	7	8	9
TOTAL CHELTUIELI (cod 50.02+59.02+63.02+70.02+74.02+79.02)	49.02	25,424,350	33,565,170.00	360,488,210.00	443,424,390.00	347,934,983.00	346,630,557.00	345,542,142.00	1,088,415.00	347,640,094.00
Partea I-a SERVICII PUBLICE GENERALE	50.02	222,210	305,180.00	42,346,560.00	41,318,120.00	39,373,476.00	39,373,476.00	39,367,912.00	5,564.00	40,249,697.00
Autoritati publice si actiuni externe	51.02	222,210	305,180.00	32,454,910.00	31,796,770.00	30,457,849.00	30,457,849.00	30,452,285.00	5,564.00	31,326,070.00
Autoritati executive si legislative	51.02.01	222,210	305,180.00	32,454,910.00	31,796,770.00	30,457,849.00	30,457,849.00	30,452,285.00	5,564.00	31,326,070.00
Autoritati executive	51.02.01.03	222,210	305,180.00	32,454,910.00	31,796,770.00	30,457,849.00	30,457,849.00	30,452,285.00	5,564.00	31,326,070.00
Alte servicii publice generale	54.02	0	0.00	6,131,650.00	5,916,350.00	5,523,627.00	5,523,627.00	5,523,627.00	0.00	5,531,627.00
Fond de rezerva bugetara la dispozitia autoritatilor locale	54.02.05	0	0.00	5,000.00	5,000.00	0.00	0.00	0.00	0.00	0.00
Servicii publice comunitare de evidentă a persoanelor	54.02.10	0	0.00	2,919,100.00	2,563,800.00	2,504,467.00	2,504,467.00	2,504,467.00	0.00	2,504,467.00
Alte servicii publice generale	54.02.50	0	0.00	3,207,550.00	3,347,550.00	3,019,160.00	3,019,160.00	3,019,160.00	0.00	3,027,160.00
Tranzactii privind datoria publica si imprumuturi	55.02	0	0.00	3,760,000.00	3,605,000.00	3,392,000.00	3,392,000.00	3,392,000.00	0.00	3,392,000.00
Partea a II-a APARARE, ORDINE PUBLICA SI SIGURANTA NATIONALA	59.02	8,000	8,000.00	10,684,300.00	9,999,620.00	9,639,057.00	9,639,057.00	9,639,057.00	0.00	9,708,907.00
Ordine publica si siguranta nationala	61.02	8,000	8,000.00	10,684,300.00	9,999,620.00	9,639,057.00	9,639,057.00	9,639,057.00	0.00	9,708,907.00
Ordine publica	61.02.03	0	0.00	10,466,500.00	9,845,820.00	9,490,235.00	9,490,235.00	9,490,235.00	0.00	9,560,085.00
Politie locala	61.02.03.04	0	0.00	10,466,500.00	9,845,820.00	9,490,235.00	9,490,235.00	9,490,235.00	0.00	9,560,085.00
Protectie civila si protectie contra incendiilor	61.02.05	8,000	8,000.00	217,800.00	153,800.00	148,822.00	148,822.00	148,822.00	0.00	148,822.00

Partea a III-a CHELTUIELI SOCIAL-CULTURALE	63.02	11,190,100	16,888,400.00	171,520,490.00	243,132,190.00	182,337,016.00	181,032,590.00	180,049,741.00	982,849.00	181,006,213.00
Invatamant	65.02	4,141,480	8,113,950.00	71,373,920.00	81,310,380.00	56,054,002.00	55,216,104.00	54,240,976.00	975,128.00	54,229,559.00
invatamant prescolar si primar	65.02.03	705,000	2,420,970.00	8,960,760.00	17,649,690.00	12,168,512.00	12,133,289.00	12,019,580.00	113,709.00	12,159,871.00
invatamant prescolar	65.02.03.01	705,000	2,420,970.00	8,960,760.00	17,649,690.00	12,168,512.00	12,133,289.00	12,019,580.00	113,709.00	12,159,871.00
invatamant secundar	65.02.04	2,922,480	3,747,480.00	59,292,250.00	58,001,200.00	38,716,606.00	37,920,059.00	37,058,640.00	861,419.00	36,984,444.00
invatamant secundar inferior	65.02.04.01	1,043,000	1,279,000.00	23,035,180.00	22,052,480.00	13,755,992.00	13,549,398.00	13,047,178.00	502,220.00	12,292,354.00
invatamant secundar superior	65.02.04.02	1,879,480	2,468,480.00	34,377,340.00	33,769,930.00	22,783,455.00	22,193,502.00	21,834,303.00	359,199.00	22,514,931.00
Invatamant profesional	65.02.04.03	0	0.00	1,879,730.00	2,178,790.00	2,177,159.00	2,177,159.00	2,177,159.00	0.00	2,177,159.00
Servicii auxiliare pentru educatie	65.02.11	0	0.00	2,159,000.00	3,225,000.00	2,755,992.00	2,755,992.00	2,755,992.00	0.00	2,755,993.00
Alte servicii auxiliare	65.02.11.30	0	0.00	2,159,000.00	3,225,000.00	2,755,992.00	2,755,992.00	2,755,992.00	0.00	2,755,993.00
Invatamant anteprescolar	65.02.13	514,000	1,945,500.00	856,910.00	2,329,490.00	2,307,982.00	2,301,854.00	2,301,854.00	0.00	2,235,636.00
Alte cheltuieli in domeniul invatamantului	65.02.50	0	0.00	105,000.00	105,000.00	104,910.00	104,910.00	104,910.00	0.00	93,615.00
Sanatate	66.02	60,000	70,000.00	10,324,450.00	18,072,170.00	12,518,585.00	12,424,164.00	12,424,164.00	0.00	12,611,976.00
Servicii medicale in unitati sanitare cu paturi	66.02.06	60,000	70,000.00	4,113,000.00	11,640,520.00	6,172,102.00	6,172,102.00	6,172,102.00	0.00	6,357,723.00
Spitale generale	66.02.06.01	60,000	70,000.00	4,113,000.00	11,640,520.00	6,172,102.00	6,172,102.00	6,172,102.00	0.00	6,357,723.00
Servicii de sanatate publica	66.02.08	0	0.00	6,211,450.00	6,431,650.00	6,346,483.00	6,252,062.00	6,252,062.00	0.00	6,254,253.00
Cultura, recreere si religie	67.02	6,637,430	8,311,260.00	47,649,870.00	92,713,090.00	68,531,981.00	68,531,981.00	68,524,261.00	7,720.00	68,600,126.00
Servicii culturale	67.02.03	2,664,000	2,584,850.00	27,103,680.00	42,101,650.00	34,727,870.00	34,727,870.00	34,720,310.00	7,560.00	34,731,917.00
Instituti publice de spectacole si concerte	67.02.03.04	200,000	101,000.00	8,609,000.00	23,279,320.00	16,087,247.00	16,087,247.00	16,087,247.00	0.00	16,098,854.00
Consolidarea si restaurarea monumentelor istorice	67.02.03.12	2,464,000	2,479,350.00	18,049,000.00	18,364,350.00	18,263,086.00	18,263,086.00	18,255,526.00	7,560.00	18,255,526.00
Alte servicii culturale	67.02.03.30	0	4,500.00	445,680.00	457,980.00	377,537.00	377,537.00	377,537.00	0.00	377,537.00
Servicii recreative si sportive	67.02.05	3,773,430	5,523,410.00	15,995,240.00	43,613,420.00	30,869,327.00	30,869,327.00	30,869,168.00	159.00	30,933,425.00
Sport	67.02.05.01	408,000	408,000.00	7,012,810.00	7,648,510.00	7,031,399.00	7,031,399.00	7,031,399.00	0.00	7,046,577.00

Tineret	67.02.05.02	0	0.00	10,000.00	10,000.00	0.00	0.00	0.00	0.00	0.00
Intretinerea gradini publice, parcuri, zone verzi, baze sportive si de agrement	67.02.05.03	3,365,430	5,115,410.00	8,972,430.00	35,954,910.00	23,837,928.00	23,837,928.00	23,837,769.00	159.00	23,886,848.00
Servicii religioase	67.02.06	0	0.00	1,100,000.00	1,100,000.00	1,095,000.00	1,095,000.00	1,095,000.00	0.00	1,095,000.00
Alte servicii in domeniile culturii, recreerii si religiei	67.02.50	200,000	203,000.00	3,450,950.00	5,898,020.00	1,839,784.00	1,839,784.00	1,839,783.00	1.00	1,839,784.00
Asigurari si asistenta sociala	68.02	351,190	393,190.00	42,172,250.00	51,036,550.00	45,232,448.00	44,860,341.00	44,860,340.00	1.00	45,564,552.00
Asistenta sociala in caz de boli si invaliditati	68.02.05	0	0.00	25,309,000.00	33,783,910.00	32,770,294.00	32,759,596.00	32,759,596.00	0.00	33,660,796.00
Asistenta sociala in caz de invaliditate	68.02.05.02	0	0.00	25,309,000.00	33,783,910.00	32,770,294.00	32,759,596.00	32,759,596.00	0.00	33,660,796.00
Crese	68.02.11	0	0.00	2,000,000.00	0.00	0.00	0.00	0.00	0.00	0.00
Prevenirea excluderii sociale	68.02.15	0	45,000.00	2,543,000.00	2,460,400.00	2,224,965.00	2,211,468.00	2,211,468.00	0.00	2,129,607.00
Ajutor social	68.02.15.01	0	0.00	500,000.00	500,000.00	275,164.00	275,164.00	275,164.00	0.00	275,164.00
Cantine de ajutor social	68.02.15.02	0	45,000.00	2,043,000.00	1,960,400.00	1,949,801.00	1,936,304.00	1,936,304.00	0.00	1,854,443.00
Alte cheltuieli in domeniul asigurarilor si asistentei sociale	68.02.50	351,190	348,190.00	12,320,250.00	14,792,240.00	10,237,189.00	9,889,277.00	9,889,276.00	1.00	9,774,149.00
Alte cheltuieli in domeniul asistentei sociale	68.02.50.50	351,190	348,190.00	12,320,250.00	14,792,240.00	10,237,189.00	9,889,277.00	9,889,276.00	1.00	9,774,149.00
Partea a IV-a SERVICII SI DEZVOLTARE PUBLICA, LOCUINTE, MEDIU SI APE	70.00	8,391,700	10,507,000.00	72,554,220.00	80,219,900.00	61,484,421.00	61,484,421.00	61,384,419.00	100,002.00	61,482,601.00
Locuinte, servicii si dezvoltare publica	70.02	7,558,150	9,673,450.00	33,250,510.00	40,147,430.00	28,231,065.00	28,231,065.00	28,131,065.00	100,000.00	28,229,245.00
Locuinte	70.02.03	3,248,000	5,243,300.00	10,588,500.00	16,362,900.00	9,784,408.00	9,784,408.00	9,784,408.00	0.00	9,799,720.00
Dezvoltarea sistemului de locuinte	70.02.03.01	3,248,000	5,243,300.00	10,588,500.00	16,362,900.00	9,784,408.00	9,784,408.00	9,784,408.00	0.00	9,799,720.00
Iluminat public si electrificari	70.02.06	840,090	840,090.00	10,745,450.00	12,526,590.00	9,627,527.00	9,627,527.00	9,627,527.00	0.00	9,632,673.00
Alimentare cu gaze naturale in localitati	70.02.07	271,900	391,900.00	271,900.00	402,900.00	322,177.00	322,177.00	322,177.00	0.00	322,177.00
Alte servicii in domeniile locuintelor, serviciilor si dezvoltarii comunale	70.02.50	3,198,160	3,198,160.00	11,644,660.00	10,855,040.00	8,496,953.00	8,496,953.00	8,396,953.00	100,000.00	8,474,675.00
Protectia mediului	74.02	833,550	833,550.00	39,303,710.00	40,072,470.00	33,253,356.00	33,253,356.00	33,253,354.00	2.00	33,253,356.00
Salubritate si gestiunea deseurilor	74.02.05	520,000	520,000.00	35,568,340.00	35,667,100.00	30,202,098.00	30,202,098.00	30,202,097.00	1.00	30,202,098.00
Salubritate	74.02.05.01	0	0.00	13,800,000.00	14,671,260.00	14,578,582.00	14,578,582.00	14,578,582.00	0.00	14,578,582.00

Colectarea, tratarea si distrugerea deseurilor	74.02.05.02	520,000	520,000.00	21,768,340.00	20,995,840.00	15,623,516.00	15,623,516.00	15,623,515.00	1.00	15,623,516.0 0
Canalizarea si tratarea apelor reziduale	74.02.06	0	0.00	1,600,000.00	1,300,000.00	1,173,777.00	1,173,777.00	1,173,777.00	0.00	1,173,777.00
Alte servicii in domeniul protectiei mediului	74.02.50	313,550	313,550.00	2,135,370.00	3,105,370.00	1,877,481.00	1,877,481.00	1,877,480.00	1.00	1,877,481.00
Partea a V-a ACTIUNI ECONOMICE	79.02	5,612,340	5,856,590.00	63,382,640.00	68,754,560.00	55,101,013.00	55,101,013.00	55,101,013.00	0.00	55,192,676.0 0
Combustibili si energie	81.02	155,200	155,200.00	10,990,060.00	11,480,060.00	9,410,710.00	9,410,710.00	9,410,710.00	0.00	9,410,710.00
Energie termica	81.02.06	155,200	155,200.00	10,990,060.00	11,480,060.00	9,410,710.00	9,410,710.00	9,410,710.00	0.00	9,410,710.00
Transporturi	84.02	5,457,140	5,701,390.00	52,392,580.00	57,274,500.00	45,690,303.00	45,690,303.00	45,690,303.00	0.00	45,781,966.0 0
Transport rutier	84.02.03	5,457,140	5,701,390.00	52,392,580.00	57,274,500.00	45,690,303.00	45,690,303.00	45,690,303.00	0.00	45,781,966.0 0
Transport in comun	84.02.03.02	112,140	112,140.00	18,229,580.00	19,113,170.00	10,545,775.00	10,545,775.00	10,545,775.00	0.00	10,545,748.0 0
Strazi	84.02.03.03	5,345,000	5,589,250.00	34,163,000.00	38,161,330.00	35,144,528.00	35,144,528.00	35,144,528.00	0.00	35,236,218.0 0
Partea a VII-a REZERVE, EXCEDENT/DEFICIT	96.02	0	0.00	-33,673,700.00	-33,673,700.00	0.00	0.00	-21,044,776.00	0.00	0.00
Excedent	98.02	0	0.00	-33,673,700.00	-33,673,700.00	0.00	0.00	-21,044,776.00	0.00	0.00

Primar

Cosmin Ionut Andrei



Director economic

Mirela Gheorghita

Contul de executie a bugetului institutie publice - cheltuieli

31 Decembrie 2023

Cod Anexa: Anexa 07B

02										
Denumirea indicatorului	Cod Rand	Credite de angajament initiale	Credite de angajament definitive	Credite bugetare initiale	Credite bugetare definitive	Angajamente bugetare	Angajamente legale	Plati efectuate	Angajamente legale de platit	Cheltuieli efective
A	B	1	2	3	4	5	6	7	8	9
TOTAL CHELTUIELI (01+60+61+70+79+82+85)	00	25,424,350	33,565,170.00	360,488,210.0 0	443,424,390.00	347,934,983.00	346,630,557.00	345,542,142.00	1,088,415.00	347,640,094. 00
01. CHELTUIELI CURENTE (01=10+20+30+40+50+51+55+56+57+59 +65)	01	0	0.00	280,372,380.0 0	353,011,690.00	305,211,967.00	304,368,446.00	303,443,464.00	924,982.00	304,728,188. 00
TITLUL I CHELTUIELI DE PERSONAL	10	0	0.00	51,400,800.00	51,693,800.00	51,396,931.00	50,936,873.00	50,936,873.00	0.00	51,423,267.0 0
Cheltuieli salariale in bani	10.01	0	0.00	49,298,900.00	49,669,150.00	49,398,138.00	48,947,709.00	48,947,709.00	0.00	49,430,124.0 0
Salarii de baza	10.01.01	0	0.00	41,697,000.00	43,062,900.00	42,917,206.00	42,550,160.00	42,550,160.00	0.00	43,058,104.0 0
Sporuri pentru conditii de munca	10.01.05	0	0.00	3,694,300.00	3,290,800.00	3,262,198.00	3,224,539.00	3,224,539.00	0.00	3,226,531.00
Alte sporuri	10.01.06	0	0.00	58,500.00	51,500.00	51,500.00	49,903.00	49,903.00	0.00	49,990.00
Indemnizatii platite unor persoane din afara unitatii	10.01.12	0	0.00	601,000.00	591,000.00	587,659.00	587,659.00	587,659.00	0.00	587,659.00
Drepturi de delegare	10.01.13	0	0.00	23,400.00	23,400.00	10,711.00	10,711.00	10,711.00	0.00	10,711.00
Indemnizatie de hrana	10.01.17	0	0.00	2,591,700.00	2,313,050.00	2,285,693.00	2,258,796.00	2,258,796.00	0.00	2,261,307.00
Stimulentul de risc	10.01.29	0	0.00	60,000.00	8,000.00	8,000.00	7,151.00	7,151.00	0.00	7,151.00
Alte drepturi salariale in bani	10.01.30	0	0.00	573,000.00	328,500.00	275,171.00	258,790.00	258,790.00	0.00	228,671.00
Cheltuieli salariale in natura	10.02	0	0.00	981,300.00	901,450.00	898,763.00	896,768.00	896,768.00	0.00	896,768.00
Vouchere de vacanta	10.02.06	0	0.00	981,300.00	901,450.00	898,763.00	896,768.00	896,768.00	0.00	896,768.00
Contributii	10.03	0	0.00	1,120,600.00	1,123,200.00	1,100,030.00	1,092,396.00	1,092,396.00	0.00	1,096,375.00

Contributia asiguratorie pentru munca	10.03.07	0	0.00	1,120,600.00	1,123,200.00	1,100,030.00	1,092,396.00	1,092,396.00	0.00	1,096,375.00
TITLUL II BUNURI SI SERVICII	20	0	0.00	80,844,840.00	84,479,510.00	80,794,640.00	80,539,367.00	79,996,128.00	543,239.00	80,559,627.00
Bunuri si servicii	20.01	0	0.00	59,155,690.00	61,007,600.00	59,298,828.00	59,070,307.00	58,558,490.00	511,817.00	58,699,744.00
Furnituri de birou	20.01.01	0	0.00	644,300.00	601,550.00	594,761.00	585,911.00	565,840.00	20,071.00	595,690.00
Materiale pentru curatenie	20.01.02	0	0.00	867,640.00	862,410.00	840,264.00	825,226.00	800,263.00	24,963.00	881,307.00
Incalzit, Iluminat si forta motrica	20.01.03	0	0.00	10,502,010.00	12,581,840.00	12,353,033.00	12,232,423.00	12,016,630.00	215,793.00	11,839,769.00
Apa, canal si salubritate	20.01.04	0	0.00	32,193,500.00	30,597,840.00	30,237,380.00	30,229,479.00	30,185,927.00	43,552.00	30,189,907.00
Carburanti si lubrifianti	20.01.05	0	0.00	155,350.00	137,950.00	134,301.00	132,966.00	132,966.00	0.00	136,301.00
Piese de schimb	20.01.06	0	0.00	45,000.00	79,000.00	76,621.00	76,621.00	76,621.00	0.00	76,621.00
Transport	20.01.07	0	0.00	1,736,200.00	3,704,520.00	3,604,339.00	3,595,900.00	3,529,724.00	66,176.00	3,542,821.00
Posta, telecomunicatii, radio, tv, internet	20.01.08	0	0.00	1,365,550.00	1,220,860.00	1,195,570.00	1,190,004.00	1,165,268.00	24,736.00	1,161,022.00
Materiale si prestari de servicii cu caracter functional	20.01.09	0	0.00	7,154,500.00	7,018,970.00	6,485,329.00	6,458,999.00	6,452,364.00	6,635.00	6,483,907.00
Alte bunuri si servicii pentru intretinere si functionare	20.01.30	0	0.00	4,491,640.00	4,202,660.00	3,777,230.00	3,742,778.00	3,632,887.00	109,891.00	3,792,399.00
Reparatii curente	20.02	0	0.00	14,407,010.00	14,687,510.00	14,505,866.00	14,503,208.00	14,492,160.00	11,048.00	14,571,612.00
Hrana	20.03	0	0.00	1,592,000.00	1,538,000.00	1,536,027.00	1,530,352.00	1,530,352.00	0.00	1,496,772.00
Hrana pentru oameni	20.03.01	0	0.00	1,592,000.00	1,538,000.00	1,536,027.00	1,530,352.00	1,530,352.00	0.00	1,496,772.00
Medicamente si materiale sanitare	20.04	0	0.00	97,850.00	91,350.00	82,528.00	82,528.00	82,528.00	0.00	108,062.00
Medicamente	20.04.01	0	0.00	43,000.00	44,000.00	43,399.00	43,399.00	43,399.00	0.00	44,283.00
Materiale sanitare	20.04.02	0	0.00	54,850.00	47,350.00	39,129.00	39,129.00	39,129.00	0.00	42,026.00
Dezinfectanti	20.04.04	0	0.00	0.00	0.00	0.00	0.00	0.00	0.00	21,753.00
Bunuri de natura obiectelor de inventar	20.05	0	0.00	333,450.00	395,090.00	315,846.00	315,846.00	315,595.00	251.00	624,328.00
Uniforme si echipament	20.05.01	0	0.00	39,350.00	50,350.00	49,968.00	49,968.00	49,968.00	0.00	31,198.00
Alte obiecte de inventar	20.05.30	0	0.00	294,100.00	344,740.00	265,878.00	265,878.00	265,627.00	251.00	593,130.00

Deplasari, detasari, transferari	20.06	0	0.00	79,510.00	111,350.00	73,634.00	73,626.00	72,520.00	1,106.00	72,216.00
Deplasari interne, detasari, transferari	20.06.01	0	0.00	38,360.00	85,200.00	67,497.00	67,489.00	66,383.00	1,106.00	66,079.00
Deplasari in strainatate	20.06.02	0	0.00	41,150.00	26,150.00	6,137.00	6,137.00	6,137.00	0.00	6,137.00
Carti, publicatii si materiale documentare	20.11	0	0.00	16,000.00	1,000.00	422.00	422.00	422.00	0.00	2,614.00
Pregatire profesionala	20.13	0	0.00	358,170.00	241,540.00	206,599.00	189,167.00	173,600.00	15,567.00	175,854.00
Protectia muncii	20.14	0	0.00	88,200.00	35,200.00	24,874.00	24,874.00	24,874.00	0.00	24,874.00
Alte cheltuieli	20.30	0	0.00	4,716,960.00	6,370,870.00	4,750,016.00	4,749,037.00	4,745,587.00	3,450.00	4,783,551.00
Reclama si publicitate	20.30.01	0	0.00	6,000.00	1,800.00	1,779.00	1,779.00	1,779.00	0.00	1,779.00
Protocol si reprezentare	20.30.02	0	0.00	32,000.00	32,000.00	23,115.00	23,115.00	23,115.00	0.00	23,115.00
Chirii	20.30.04	0	0.00	52,000.00	80,000.00	79,684.00	79,684.00	79,684.00	0.00	79,684.00
Executarea silita a creantelor bugetare	20.30.09	0	0.00	1,200,000.00	1,200,000.00	1,200,000.00	1,200,000.00	1,200,000.00	0.00	1,200,000.00
Alte cheltuieli cu bunuri si servicii	20.30.30	0	0.00	3,426,960.00	5,057,070.00	3,445,438.00	3,444,459.00	3,441,009.00	3,450.00	3,478,973.00
TITLUL III DOBANZI	30	0	0.00	3,760,000.00	3,605,000.00	3,392,000.00	3,392,000.00	3,392,000.00	0.00	3,392,000.00
Dobanzi aferente datoriei publice interne	30.01	0	0.00	3,760,000.00	3,605,000.00	3,392,000.00	3,392,000.00	3,392,000.00	0.00	3,392,000.00
Dobanzi aferente datoriei publice interne directe	30.01.01	0	0.00	3,760,000.00	3,605,000.00	3,392,000.00	3,392,000.00	3,392,000.00	0.00	3,392,000.00
TITLUL IV SUBVENTII	40	0	0.00	17,823,500.00	19,588,500.00	19,588,500.00	19,588,500.00	19,588,500.00	0.00	19,588,473.00
Subventii pentru acoperirea diferentelor de pret si tarif	40.03	0	0.00	17,823,500.00	19,588,500.00	19,588,500.00	19,588,500.00	19,588,500.00	0.00	19,588,473.00
TITLUL V FONDURI DE REZERVA	50	0	0.00	5,000.00	5,000.00	0.00	0.00	0.00	0.00	0.00
Fond de rezerva bugetara la dispozitia autoritatilor locale	50.04	0	0.00	5,000.00	5,000.00	0.00	0.00	0.00	0.00	0.00
TITLUL VI TRANSFERURI INTRE UNITATI ALE ADMINISTRATIEI PUBLICE	51	0	0.00	34,783,310.00	56,406,760.00	44,943,902.00	44,943,902.00	44,943,902.00	0.00	44,943,902.00
Transferuri curente (cod 51.01.01 la 51.01.28+51.01.30 la 51.01.32+51.01.34 la 51.01.59+51.01.62+51.01.63+51.01.65 la 51.01.69+51.01.71+51.01.72+ 51.01.73+ 51.01.74+51.01.75+51.01.77 la 51.01.80 la 51.01.82)	51.01	0	0.00	32,843,700.00	46,909,120.00	37,677,783.00	37,677,783.00	37,677,783.00	0.00	37,677,783.00

Transferuri catre institutii publice	51.01.01	0	0.00	32,843,700.00	46,909,120.00	37,677,783.00	37,677,783.00	37,677,783.00	0.00	37,677,783.00
Transferuri de capital	51.02	0	0.00	1,939,610.00	9,497,640.00	7,266,119.00	7,266,119.00	7,266,119.00	0.00	7,266,119.00
Transferuri pentru finantarea investitiilor la spitale	51.02.12	0	0.00	803,000.00	2,232,520.00	1,794,540.00	1,794,540.00	1,794,540.00	0.00	1,794,540.00
Transferuri de la bugetul de stat catre bugetele locale pentru finantarea aparaturii medicale si echipamentelor de comunicatii in urgenta in sanatate	51.02.22	0	0.00	0.00	6,088,000.00	4,503,064.00	4,503,064.00	4,503,064.00	0.00	4,503,064.00
Alte transferuri de capital catre institutii publice	51.02.29	0	0.00	1,136,610.00	1,177,120.00	968,515.00	968,515.00	968,515.00	0.00	968,515.00
TITLUL VII ALTE TRANSFERURI (cod 55.01 la 55.04)	55	0	0.00	4,900,500.00	7,286,900.00	6,975,115.00	6,975,115.00	6,975,114.00	1.00	6,975,115.00
A. Transferuri interne (cod 55.01.01 la 55.01.03+55.01.05 la 55.01.10+ 55.01.12 la 55.01.20+55.01.26+ 55.01.28+55.01.29+55.01.41+ 55.01.42+55.01.46 la 55.01.55+ 55.01.57 la 55.01.61+55.01.66+55.01.70+55.01.71+ 55.01.72+55.01.74 la 55.01.81)	55.01	0	0.00	4,900,500.00	7,286,900.00	6,975,115.00	6,975,115.00	6,975,114.00	1.00	6,975,115.00
Investitii ale agentilor economici cu capital de stat	55.01.12	0	0.00	710,500.00	1,219,400.00	1,207,694.00	1,207,694.00	1,207,694.00	0.00	1,207,694.00
Finantarea invatamantului particular sau confesional acreditat	55.01.63	0	0.00	4,190,000.00	4,190,000.00	3,989,234.00	3,989,234.00	3,989,234.00	0.00	3,989,234.00
Sume reprezentand contributia unitatilor administrativ-teritoriale la Fondul IID	55.01.65	0	0.00	0.00	1,877,500.00	1,778,187.00	1,778,187.00	1,778,186.00	1.00	1,778,187.00
TITLUL IX ASISTENTA SOCIALA	57	0	0.00	20,307,000.00	29,411,000.00	26,885,664.00	26,757,495.00	26,375,951.00	381,544.00	27,036,650.00
Ajutoare sociale	57.02	0	0.00	20,307,000.00	29,411,000.00	26,885,664.00	26,757,495.00	26,375,951.00	381,544.00	27,036,650.00
Ajutoare sociale in numerar	57.02.01	0	0.00	17,693,000.00	25,661,000.00	23,641,762.00	23,513,593.00	23,132,049.00	381,544.00	23,836,242.00
Tichete de cresa si tichete sociale pentru gradinita	57.02.03	0	0.00	105,000.00	105,000.00	104,910.00	104,910.00	104,910.00	0.00	93,615.00
Tichete cadou acordate pentru cheltuieli sociale	57.02.04	0	0.00	350,000.00	420,000.00	383,000.00	383,000.00	383,000.00	0.00	350,800.00
Suport alimentar	57.02.05	0	0.00	2,159,000.00	3,225,000.00	2,755,992.00	2,755,992.00	2,755,992.00	0.00	2,755,993.00
TITLUL X Proiecte cu finantare din fonduri externe nerambursabile aferente cadrului financiar 2014-2020 (cod 58.01 la 58.17+58.19 la 58.39)	58	0	0.00	49,859,730.00	87,911,520.00	60,480,278.00	60,480,278.00	60,480,123.00	155.00	60,429,501.00
Programe din Fondul European de Dezvoltare Regionala (FEDR)	58.01	0	0.00	40,078,200.00	78,113,810.00	55,471,980.00	55,471,980.00	55,471,825.00	155.00	55,471,829.00

Finantarea nationala	58.01.01	0	0.00	4,411,200.00	6,856,960.00	5,018,577.00	5,018,577.00	5,018,570.00	7.00	5,018,572.00
Finantare externa nerambursabila	58.01.02	0	0.00	35,667,000.00	71,256,850.00	50,453,403.00	50,453,403.00	50,453,255.00	148.00	50,453,257.00
Programe din Fondul Social European (FSE)	58.02	0	0.00	5,617,060.00	6,833,240.00	3,088,626.00	3,088,626.00	3,088,626.00	0.00	3,037,701.00
Finantarea nationala	58.02.01	0	0.00	608,950.00	770,280.00	313,709.00	313,709.00	313,709.00	0.00	311,321.00
Finantare externa nerambursabila	58.02.02	0	0.00	5,008,110.00	6,062,960.00	2,774,917.00	2,774,917.00	2,774,917.00	0.00	2,726,380.00
Programe Instrumentul European de Vecinatate (ENI)	58.12	0	0.00	2,489,650.00	2,489,650.00	1,629,100.00	1,629,100.00	1,629,100.00	0.00	1,629,399.00
Finantare externa nerambursabila	58.12.02	0	0.00	2,489,650.00	2,489,650.00	1,629,100.00	1,629,100.00	1,629,100.00	0.00	1,629,399.00
Mecanismul pentru Interconectarea Europei	58.30	0	0.00	474,820.00	474,820.00	290,572.00	290,572.00	290,572.00	0.00	290,572.00
Finantare externa nerambursabila	58.30.02	0	0.00	474,820.00	474,820.00	290,572.00	290,572.00	290,572.00	0.00	290,572.00
Asistenta tehnica aferenta Mecanismelor financiare Spatiul Economic European si Norvegian 2014-2021	58.33	0	0.00	1,200,000.00	0.00	0.00	0.00	0.00	0.00	0.00
Finantarea nationala	58.33.01	0	0.00	1,000,000.00	0.00	0.00	0.00	0.00	0.00	0.00
Finantare externa nerambursabila	58.33.02	0	0.00	200,000.00	0.00	0.00	0.00	0.00	0.00	0.00
TITLUL XI ALTE CHELTUIELI	59	0	0.00	16,687,700.00	12,623,700.00	10,754,937.00	10,754,916.00	10,754,873.00	43.00	10,379,653.00
Burse	59.01	0	0.00	14,046,800.00	9,899,800.00	8,274,579.00	8,274,558.00	8,274,515.00	43.00	7,892,598.00
Asociatii si fundatii	59.11	0	0.00	907,000.00	390,000.00	379,564.00	379,564.00	379,564.00	0.00	379,564.00
Sustinerea cultelor	59.12	0	0.00	1,100,000.00	1,100,000.00	1,095,000.00	1,095,000.00	1,095,000.00	0.00	1,095,000.00
Sume destinate finantarii programelor sportive realizate de structurile sportive de drept privat	59.20	0	0.00	0.00	600,000.00	577,839.00	577,839.00	577,839.00	0.00	577,839.00
Sume aferente persoanelor cu handicap neincadrate	59.40	0	0.00	633,900.00	633,900.00	427,955.00	427,955.00	427,955.00	0.00	434,652.00
Titlul XII Proiecte cu finantare din sumele reprezentand asistenta financiara nerambursabila aferenta PNRR (cod 60.01 la 60.11)	60	0	0.00	36,842,000.00	9,500,000.00	172,550.00	172,550.00	172,550.00	0.00	172,550.00
Fonduri europene nerambursabile	60.01	0	0.00	30,550,000.00	7,650,000.00	145,000.00	145,000.00	145,000.00	0.00	145,000.00
Sume aferente TVA	60.03	0	0.00	6,292,000.00	1,850,000.00	27,550.00	27,550.00	27,550.00	0.00	27,550.00

Titlul XIII Proiecte cu finantare din sumele aferente componentei de imprumut a PNRR (cod 61.01 la 61.09)	61	0	0.00	0.00	27,342,000.00	4,350,633.00	4,350,633.00	4,350,633.00	0.00	4,350,634.00
Fonduri din imprumut rambursabil	61.01	0	0.00	0.00	22,950,000.00	3,706,144.00	3,706,144.00	3,706,144.00	0.00	3,706,144.00
Sume aferente TVA	61.03	0	0.00	0.00	4,392,000.00	644,489.00	644,489.00	644,489.00	0.00	644,490.00
70. CHELTUIELI DE CAPITAL (70=71+72+75)	70	25,424,350	33,565,170.00	32,781,830.00	44,799,190.00	29,748,375.00	29,287,470.00	29,124,037.00	163,433.00	28,764,465.00
TITLUL XV ACTIVE NEFINANCIARE (cod 71.01 la 71.03)	71	25,424,350	33,565,170.00	32,631,830.00	44,649,190.00	29,598,375.00	29,137,470.00	28,974,037.00	163,433.00	28,614,465.00
Active fixe	71.01	25,424,350	33,565,170.00	32,631,830.00	44,649,190.00	29,598,375.00	29,137,470.00	28,974,037.00	163,433.00	28,614,465.00
Constructii	71.01.01	24,452,630	32,315,480.00	31,600,930.00	42,708,700.00	28,826,734.00	28,372,549.00	28,209,126.00	163,423.00	27,382,338.00
Masini, echipamente si mijloace de transport	71.01.02	390,510	580,510.00	448,690.00	1,016,410.00	474,882.00	468,676.00	468,666.00	10.00	643,487.00
Mobilier, aparatura birotica si alte active corporale	71.01.03	202,000	166,140.00	202,000.00	166,140.00	68,277.00	68,277.00	68,277.00	0.00	327,946.00
Alte active fixe	71.01.30	379,210	503,040.00	380,210.00	757,940.00	228,482.00	227,968.00	227,968.00	0.00	260,694.00
TITLUL XVI ACTIVE FINANCIARE (cod 72.01)	72	0	0.00	150,000.00	150,000.00	150,000.00	150,000.00	150,000.00	0.00	150,000.00
Active financiare	72.01	0	0.00	150,000.00	150,000.00	150,000.00	150,000.00	150,000.00	0.00	150,000.00
Participare la capitalul social al societatiilor comerciale	72.01.01	0	0.00	150,000.00	150,000.00	150,000.00	150,000.00	150,000.00	0.00	150,000.00
79. OPERATIUNI FINANCIARE (79=80+81)	79	0	0.00	10,492,000.00	9,632,000.00	9,624,257.00	9,624,257.00	9,624,257.00	0.00	9,624,257.00
TITLUL XIX RAMBURSARI DE CREDITE (cod 81.01 la 81.05)	81	0	0.00	10,492,000.00	9,632,000.00	9,624,257.00	9,624,257.00	9,624,257.00	0.00	9,624,257.00
Rambursari de credite interne	81.02	0	0.00	10,492,000.00	9,632,000.00	9,624,257.00	9,624,257.00	9,624,257.00	0.00	9,624,257.00
Rambursari de credite aferente datoriei publice interne locale	81.02.05	0	0.00	10,492,000.00	9,632,000.00	9,624,257.00	9,624,257.00	9,624,257.00	0.00	9,624,257.00
TITLUL XXI PLATI EFECTUATE IN ANII PRECEDENTI SI RECUPERATE IN ANUL CURENT (cod 85.01)	85	0	0.00	0.00	-860,490.00	-1,172,799.00	-1,172,799.00	-1,172,799.00	0.00	0.00
Plati efectuate in anii precedenti si recuperate in anul curent	85.01	0	0.00	0.00	-860,490.00	-1,172,799.00	-1,172,799.00	-1,172,799.00	0.00	0.00
Plati efectuate in anii precedenti si recuperate in anul curent in sectiunea de functionare a bugetului local	85.01.01	0	0.00	0.00	-860,490.00	-900,028.00	-900,028.00	-900,028.00	0.00	0.00
Plati efectuate in anii precedenti si recuperate in anul curent in sectiunea de dezvoltare a bugetului local	85.01.02	0	0.00	0.00	0.00	-272,771.00	-272,771.00	-272,771.00	0.00	0.00

SECTIUNEA DE FUNCTIONARE

02

Denumirea Indicatorului	Cod Rand	Credite de angajament initiale	Credite de angajament definitive	Credite bugetare initiale	Credite bugetare definitive	Angajamente bugetare	Angajamente legale	Plati efectuate	Angajamente legale de platit	Cheltuieli efective
A	B	1	2	3	4	5	6	7	8	9
TOTAL CHELTUIELI (01+60+61+70+79+82+85)Sectiune de functionare	00	0	0	238,354,540	263,154,640	244,982,105	244,138,584	243,213,757	924,827	245,449,131
01. CHELTUIELI CURENTE (01=10+20+30+40+50+51+55+56+57+59+65)	01	0	0	227,862,540	254,383,130	236,257,876	235,414,355	234,489,528	924,827	235,824,874
TITLUL I CHELTUIELI DE PERSONAL	10	0	0	51,400,800	51,693,800	51,396,931	50,936,873	50,936,873	0	51,423,267
Cheltuieli salariale in bani	10.01	0	0	49,298,900	49,669,150	49,398,138	48,947,709	48,947,709	0	49,430,124
Salarii de baza	10.01.01	0	0	41,697,000	43,062,900	42,917,206	42,550,160	42,550,160	0	43,058,104
Sporuri pentru conditii de munca	10.01.05	0	0	3,694,300	3,290,800	3,262,198	3,224,539	3,224,539	0	3,226,531
Alte sporuri	10.01.06	0	0	58,500	51,500	51,500	49,903	49,903	0	49,990
Indemnizatii platite unor persoane din afara unitatii	10.01.12	0	0	601,000	591,000	587,659	587,659	587,659	0	587,659
Drepturi de delegare	10.01.13	0	0	23,400	23,400	10,711	10,711	10,711	0	10,711
Indemnizatie de hrana	10.01.17	0	0	2,591,700	2,313,050	2,285,693	2,258,796	2,258,796	0	2,261,307
Stimulentul de risc	10.01.29	0	0	60,000	8,000	8,000	7,151	7,151	0	7,151
Alte drepturi salariale in bani	10.01.30	0	0	573,000	328,500	275,171	258,790	258,790	0	228,671
Cheltuieli salariale in natura	10.02	0	0	981,300	901,450	898,763	896,768	896,768	0	896,768
Vouchere de vacanta	10.02.06	0	0	981,300	901,450	898,763	896,768	896,768	0	896,768
Contributii	10.03	0	0	1,120,600	1,123,200	1,100,030	1,092,396	1,092,396	0	1,096,375
Contributia asiguratorie pentru munca	10.03.07	0	0	1,120,600	1,123,200	1,100,030	1,092,396	1,092,396	0	1,096,375
TITLUL II BUNURI SI SERVICII	20	0	0	80,844,840	84,479,510	80,794,640	80,539,367	79,996,128	543,239	80,559,627
Bunuri si servicii	20.01	0	0	59,155,690	61,007,600	59,298,828	59,070,307	58,558,490	511,817	58,699,744
Furnituri de birou	20.01.01	0	0	644,300	601,550	594,761	585,911	565,840	20,071	595,690
Materiale pentru curatenie	20.01.02	0	0	867,640	862,410	840,264	825,226	800,263	24,963	881,307
Incalzit, iluminat si forta motrica	20.01.03	0	0	10,502,010	12,581,840	12,353,033	12,232,423	12,016,630	215,793	11,839,769
Apa, canal si salubritate	20.01.04	0	0	32,193,500	30,597,840	30,237,380	30,229,479	30,185,927	43,552	30,189,907

Carburanti si lubrifianti	20.01.05	0	0	155,350	137,950	134,301	132,966	132,966	0	136,301
Piese de schimb	20.01.06	0	0	45,000	79,000	76,621	76,621	76,621	0	76,621
Transport	20.01.07	0	0	1,736,200	3,704,520	3,604,339	3,595,900	3,529,724	66,176	3,542,821
Posta, telecomunicatii, radio, tv, internet	20.01.08	0	0	1,365,550	1,220,860	1,195,570	1,190,004	1,165,268	24,736	1,161,022
Materiale si prestari de servicii cu caracter functional	20.01.09	0	0	7,154,500	7,018,970	6,485,329	6,458,999	6,452,364	6,635	6,483,907
Alte bunuri si servicii pentru intretinere si functionare	20.01.30	0	0	4,491,640	4,202,660	3,777,230	3,742,778	3,632,887	109,891	3,792,399
Reparatii curente	20.02	0	0	14,407,010	14,687,510	14,505,866	14,503,208	14,492,160	11,048	14,571,612
Hrana	20.03	0	0	1,592,000	1,538,000	1,536,027	1,530,352	1,530,352	0	1,496,772
Hrana pentru oameni	20.03.01	0	0	1,592,000	1,538,000	1,536,027	1,530,352	1,530,352	0	1,496,772
Medicamente si materiale sanitare	20.04	0	0	97,850	91,350	82,528	82,528	82,528	0	108,062
Medicamente	20.04.01	0	0	43,000	44,000	43,399	43,399	43,399	0	44,283
Materiale sanitare	20.04.02	0	0	54,850	47,350	39,129	39,129	39,129	0	42,026
Dezinfectanti	20.04.04	0	0	0	0	0	0	0	0	21,753
Bunuri de natura obiectelor de inventar	20.05	0	0	333,450	395,090	315,846	315,846	315,595	251	624,328
Uniforme si echipament	20.05.01	0	0	39,350	50,350	49,968	49,968	49,968	0	31,198
Alte obiecte de inventar	20.05.30	0	0	294,100	344,740	265,878	265,878	265,627	251	593,130
Deplasari, detasari, transferari	20.06	0	0	79,510	111,350	73,634	73,626	72,520	1,106	72,216
Deplasari interne, detasari, transferari	20.06.01	0	0	38,360	85,200	67,497	67,489	66,383	1,106	66,079
Deplasari in strainatate	20.06.02	0	0	41,150	26,150	6,137	6,137	6,137	0	6,137
Carti, publicatii si materiale documentare	20.11	0	0	16,000	1,000	422	422	422	0	2,614
Pregatire profesionala	20.13	0	0	358,170	241,540	206,599	189,167	173,600	15,567	175,854
Protectia muncii	20.14	0	0	88,200	35,200	24,874	24,874	24,874	0	24,874
Alte cheltuieli	20.30	0	0	4,716,960	6,370,870	4,750,016	4,749,037	4,745,587	3,450	4,783,551
Reclama si publicitate	20.30.01	0	0	6,000	1,800	1,779	1,779	1,779	0	1,779
Protocol si reprezentare	20.30.02	0	0	32,000	32,000	23,115	23,115	23,115	0	23,115
Chirii	20.30.04	0	0	52,000	80,000	79,684	79,684	79,684	0	79,684
Executarea silita a creantelor bugetare	20.30.09	0	0	1,200,000	1,200,000	1,200,000	1,200,000	1,200,000	0	1,200,000
Alte cheltuieli cu bunuri si servicii	20.30.30	0	0	3,426,960	5,057,070	3,445,438	3,444,459	3,441,009	3,450	3,478,973

TITLUL III DOBANZI	30	0	0	3,760,000	3,605,000	3,392,000	3,392,000	3,392,000	0	3,392,000
Dobanzi aferente datoriei publice interne	30.01	0	0	3,760,000	3,605,000	3,392,000	3,392,000	3,392,000	0	3,392,000
Dobanzi aferente datoriei publice interne directe	30.01.01	0	0	3,760,000	3,605,000	3,392,000	3,392,000	3,392,000	0	3,392,000
TITLUL IV SUBVENTII	40	0	0	17,823,500	19,588,500	19,588,500	19,588,500	19,588,500	0	19,588,473
Subventii pentru acoperirea diferentelor de pret si tarif	40.03	0	0	17,823,500	19,588,500	19,588,500	19,588,500	19,588,500	0	19,588,473
TITLUL V FONDURI DE REZERVA	50	0	0	5,000	5,000	0	0	0	0	0
Fond de rezerva bugetara la dispozitia autoritatilor locale	50.04	0	0	5,000	5,000	0	0	0	0	0
TITLUL VI TRANSFERURI INTRE UNITATI ALE ADMINISTRATIEI PUBLICE	51	0	0	32,843,700	46,909,120	37,677,783	37,677,783	37,677,783	0	37,677,783
Transferuri curente (cod 51.01.01 la 51.01.28+51.01.30 la 51.01.32+51.01.34 la 51.01.59+51.01.62+51.01.63+51.01.65 la 51.01.69+51.01.71+51.01.72+ 51.01.73+ 51.01.74+51.01.75+51.01.77 la 51.01.80 la 51.01.82)	51.01	0	0	32,843,700	46,909,120	37,677,783	37,677,783	37,677,783	0	37,677,783
Transferuri catre institutii publice	51.01.01	0	0	32,843,700	46,909,120	37,677,783	37,677,783	37,677,783	0	37,677,783
TITLUL VII ALTE TRANSFERURI (cod 55.01 la 55.04)	55	0	0	4,190,000	6,067,500	5,767,421	5,767,421	5,767,420	1	5,767,421
A. Transferuri interne (cod 55.01.01 la 55.01.03+55.01.05 la 55.01.10+ 55.01.12 la 55.01.20+55.01.26+ 55.01.28+55.01.29+55.01.41+ 55.01.42+55.01.46 la 55.01.55+ 55.01.57 la 55.01.61+55.01.66+55.01.70+55.01.71+ 55.01.72+55.01.74 la 55.01.81)	55.01	0	0	4,190,000	6,067,500	5,767,421	5,767,421	5,767,420	1	5,767,421
Finantarea invatamantului particular sau confesional acreditat	55.01.63	0	0	4,190,000	4,190,000	3,989,234	3,989,234	3,989,234	0	3,989,234
Sume reprezentand contributia unitatilor administrativ-teritoriale la Fondul IID	55.01.65	0	0	0	1,877,500	1,778,187	1,778,187	1,778,186	1	1,778,187
TITLUL IX ASISTENTA SOCIALA	57	0	0	20,307,000	29,411,000	26,885,664	26,757,495	26,375,951	381,544	27,036,650
Ajutoare sociale	57.02	0	0	20,307,000	29,411,000	26,885,664	26,757,495	26,375,951	381,544	27,036,650
Ajutoare sociale in numerar	57.02.01	0	0	17,693,000	25,661,000	23,641,762	23,513,593	23,132,049	381,544	23,836,242
Tichete de cresa si tichete sociale pentru gradinita	57.02.03	0	0	105,000	105,000	104,910	104,910	104,910	0	93,615
Tichete cadou acordate pentru cheltuieli sociale	57.02.04	0	0	350,000	420,000	383,000	383,000	383,000	0	350,800
Suport alimentar	57.02.05	0	0	2,159,000	3,225,000	2,755,992	2,755,992	2,755,992	0	2,755,993

TITLUL XI ALTE CHELTUIELI	59	0	0	16,687,700	12,623,700	10,754,937	10,754,916	10,754,873	43	10,379,653
Burse	59.01	0	0	14,046,800	9,899,800	8,274,579	8,274,558	8,274,515	43	7,892,598
Asociatii si fundatii	59.11	0	0	907,000	390,000	379,564	379,564	379,564	0	379,564
Sustinerea cultelor	59.12	0	0	1,100,000	1,100,000	1,095,000	1,095,000	1,095,000	0	1,095,000
Sume destinate finantarii programelor sportive realizate de structurile sportive de drept privat	59.20	0	0	0	600,000	577,839	577,839	577,839	0	577,839
Sume aferente persoanelor cu handicap neincadrate	59.40	0	0	633,900	633,900	427,955	427,955	427,955	0	434,652
79. OPERATIUNI FINANCIARE (79=80+81)	79	0	0	10,492,000	9,632,000	9,624,257	9,624,257	9,624,257	0	9,624,257
TITLUL XIX RAMBURSARI DE CREDITE (cod 81.01 la 81.05)	81	0	0	10,492,000	9,632,000	9,624,257	9,624,257	9,624,257	0	9,624,257
Rambursari de credite interne	81.02	0	0	10,492,000	9,632,000	9,624,257	9,624,257	9,624,257	0	9,624,257
Rambursari de credite aferente datoriei publice interne locale	81.02.05	0	0	10,492,000	9,632,000	9,624,257	9,624,257	9,624,257	0	9,624,257
TITLUL XXI PLATI EFECTUATE IN ANII PRECEDENTI SI RECUPERATE IN ANUL CURENT (cod 85.01)	85	0	0	0	-860,490	-900,028	-900,028	-900,028	0	0
Plati efectuate in anii precedenti si recuperate in anul curent	85.01	0	0	0	-860,490	-900,028	-900,028	-900,028	0	0
Plati efectuate in anii precedenti si recuperate in anul curent in sectiunea de functionare a bugetului local	85.01.01	0	0	0	-860,490	-900,028	-900,028	-900,028	0	0

SECTIUNEA DE DEZVOLTARE

02

Denumirea indicatorului	Cod Rand	Credite de angajament initiale	Credite de angajament definitive	Credite bugetare initiale	Credite bugetare definitive	Angajamente bugetare	Angajamente legale	Plati efectuate	Angajamente legale de platit	Cheltuieli efective
A	B	1	2	3	4	5	6	7	8	9
TOTAL CHELTUIELI (01+60+61+70+79+82+85)Sectiune de dezvoltare	00	25,424,350	33,565,170	122,133,670	180,269,750	102,952,878	102,491,973	102,328,385	163,588	102,190,963
01. CHELTUIELI CURENTE (01=10+20+30+40+50+51+55+56+57+59+65)	01	0	0	52,509,840	98,628,560	68,954,091	68,954,091	68,953,936	155	68,903,314
TITLUL VI TRANSFERURI INTRE UNITATI ALE ADMINISTRATIEI PUBLICE	51	0	0	1,939,610	9,497,640	7,266,119	7,266,119	7,266,119	0	7,266,119
Transferuri de capital	51.02	0	0	1,939,610	9,497,640	7,266,119	7,266,119	7,266,119	0	7,266,119

Transferuri pentru finantarea investitiilor la spitale	51.02.12	0	0	803,000	2,232,520	1,794,540	1,794,540	1,794,540	0	1,794,540
Transferuri de la bugetul de stat catre bugetele locale pentru finantarea aparaturii medicale si echipamentelor de comunicatii in urgenta in sanatate	51.02.22	0	0	0	6,088,000	4,503,064	4,503,064	4,503,064	0	4,503,064
Alte transferuri de capital catre institutii publice	51.02.29	0	0	1,136,610	1,177,120	968,515	968,515	968,515	0	968,515
TITLUL VII ALTE TRANSFERURI (cod 55.01 la 55.04)	55	0	0	710,500	1,219,400	1,207,694	1,207,694	1,207,694	0	1,207,694
A. Transferuri interne (cod 55.01.01 la 55.01.03+55.01.05 la 55.01.10+ 55.01.12 la 55.01.20+55.01.26+ 55.01.28+55.01.29+55.01.41+ 55.01.42+55.01.46 la 55.01.55+ 55.01.57 la 55.01.61+55.01.66+55.01.70+55.01.71+ 55.01.72+55.01.74 la 55.01.81)	55.01	0	0	710,500	1,219,400	1,207,694	1,207,694	1,207,694	0	1,207,694
Investitii ale agentilor economici cu capital de stat	55.01.12	0	0	710,500	1,219,400	1,207,694	1,207,694	1,207,694	0	1,207,694
TITLUL X Proiecte cu finantare din fonduri externe nerambursabile aferente cadrului financiar 2014-2020 (cod 58.01 la 58.17+58.19 la 58.39)	58	0	0	49,859,730	87,911,520	60,480,278	60,480,278	60,480,123	155	60,429,501
Programe din Fondul European de Dezvoltare Regionala (FEDR)	58.01	0	0	40,078,200	78,113,810	55,471,980	55,471,980	55,471,825	155	55,471,829
Finantarea nationala	58.01.01	0	0	4,411,200	6,856,960	5,018,577	5,018,577	5,018,570	7	5,018,572
Finantare externa nerambursabila	58.01.02	0	0	35,667,000	71,256,850	50,453,403	50,453,403	50,453,255	148	50,453,257
Programe din Fondul Social European (FSE)	58.02	0	0	5,617,060	6,833,240	3,088,626	3,088,626	3,088,626	0	3,037,701
Finantarea natională	58.02.01	0	0	608,950	770,280	313,709	313,709	313,709	0	311,321
Finantare externă nerambursabilă	58.02.02	0	0	5,008,110	6,062,960	2,774,917	2,774,917	2,774,917	0	2,726,380
Programe Instrumentul European de Vecinatate (ENI)	58.12	0	0	2,489,650	2,489,650	1,629,100	1,629,100	1,629,100	0	1,629,399
Finantare externa nerambursabila	58.12.02	0	0	2,489,650	2,489,650	1,629,100	1,629,100	1,629,100	0	1,629,399
Mecanismul pentru Interconectarea Europei	58.30	0	0	474,820	474,820	290,572	290,572	290,572	0	290,572
Finantare externa nerambursabila	58.30.02	0	0	474,820	474,820	290,572	290,572	290,572	0	290,572
Asistenta tehnica aferenta Mecanismelor financiare Spatiul Economic European si Norvegian 2014-2021	58.33	0	0	1,200,000	0	0	0	0	0	0
Finantarea nationala	58.33.01	0	0	1,000,000	0	0	0	0	0	0
Finantare externa nerambursabila	58.33.02	0	0	200,000	0	0	0	0	0	0

Titlul XII Proiecte cu finantare din sumele reprezentand asistenta financiara nerambursabila aferenta PNRR (cod 60.01 la 60.11)	60	0	0	36,842,000	9,500,000	172,550	172,550	172,550	0	172,550
Fonduri europene nerambursabile	60.01	0	0	30,550,000	7,650,000	145,000	145,000	145,000	0	145,000
Sume aferente TVA	60.03	0	0	6,292,000	1,850,000	27,550	27,550	27,550	0	27,550
Titlul XIII Proiecte cu finantare din sumele aferente componentei de imprumut a PNRR (cod 61.01 la 61.09)	61	0	0	0	27,342,000	4,350,633	4,350,633	4,350,633	0	4,350,633
Fonduri din imprumut rambursabil	61.01	0	0	0	22,950,000	3,706,144	3,706,144	3,706,144	0	3,706,144
Sume aferente TVA	61.03	0	0	0	4,392,000	644,489	644,489	644,489	0	644,490
70. CHELTUIELI DE CAPITAL (70=71+72+75)	70	25,424,350	33,565,170	32,781,830	44,799,190	29,748,375	29,287,470	29,124,037	163,433	28,764,465
TITLUL XV ACTIVE NEFINANCIARE (cod 71.01 la 71.03)	71	25,424,350	33,565,170	32,631,830	44,649,190	29,598,375	29,137,470	28,974,037	163,433	28,614,465
Active fixe	71.01	25,424,350	33,565,170	32,631,830	44,649,190	29,598,375	29,137,470	28,974,037	163,433	28,614,465
Constructii	71.01.01	24,452,630	32,315,480	31,600,930	42,708,700	28,826,734	28,372,549	28,209,126	163,423	27,382,338
Masini, echipamente si mijloace de transport	71.01.02	390,510	580,510	448,690	1,016,410	474,882	468,676	468,666	10	643,487
Mobilier, aparatura birotica si alte active corporale	71.01.03	202,000	166,140	202,000	166,140	68,277	68,277	68,277	0	327,946
Alte active fixe	71.01.30	379,210	503,040	380,210	757,940	228,482	227,968	227,968	0	260,694
TITLUL XVI ACTIVE FINANCIARE (cod 72.01)	72	0	0	150,000	150,000	150,000	150,000	150,000	0	150,000
Active financiare	72.01	0	0	150,000	150,000	150,000	150,000	150,000	0	150,000
Participare la capitalul social al societatilor comerciale	72.01.01	0	0	150,000	150,000	150,000	150,000	150,000	0	150,000
TITLUL XXI PLATI EFECTUATE IN ANII PRECEDENTI SI RECUPERATE IN ANUL CURENT (cod 85.01)	85	0	0	0	0	-272,771	-272,771	-272,771	0	0
Plati efectuate in anii precedenti si recuperate in anul curent	85.01	0	0	0	0	-272,771	-272,771	-272,771	0	0
Plati efectuate in anii precedenti si recuperate in anul curent in sectiunea de dezvoltare a bugetului local	85.01.02	0	0	0	0	-272,771	-272,771	-272,771	0	0

Primar

Cosmin Ionut Andrei



Director economic

Mirela Gheorghita

Contul de executie a bugetului creditelor interne - cheltuieli

31 Decembrie 2023

Cod Anexa: Anexa 16

67.07.03.12...Consolidarea si restaurarea monumentelor istorice

LEA

Denumirea indicatorului	Cod Rand	Credite de angajament initiale	Credite de angajament definitive	Credite bugetare initiale	Credite bugetare definitive	Angajamente bugetare	Angajamente legale	Plati efectuate	Angajamente legale de platit	Cheltuieli efective
A	B	1	2	3	4	5	6	7	8	9
TOTAL CHELTUIELI (01+60+61+70+79+82+85)	00	0	4,460,910.00	0.00	50,000,000.00	4,460,907.00	4,460,907.00	4,460,907.00	0.00	0.00
70. CHELTUIELI DE CAPITAL (70=71+72+75)	70	0	4,460,910.00	0.00	50,000,000.00	4,460,907.00	4,460,907.00	4,460,907.00	0.00	0.00
TITLUL XV ACTIVE NEFINANCIARE (cod 71.01 la 71.03)	71	0	4,460,910.00	0.00	50,000,000.00	4,460,907.00	4,460,907.00	4,460,907.00	0.00	0.00
Active fixe	71.01	0	4,460,910.00	0.00	50,000,000.00	4,460,907.00	4,460,907.00	4,460,907.00	0.00	0.00
Constructii	71.01.01	0	4,460,910.00	0.00	50,000,000.00	4,460,907.00	4,460,907.00	4,460,907.00	0.00	0.00

Primar

Cosmin Ionut Andrei



Director economic

Mirela Gheorghita

Contul de executie a bugetului fondurilor externe nerambursabile- venituri

31 Decembrie 2023

Cod Anexa: Anexa 17

Denumirea indicatorului	Cod Rand	Prevederi bugetare initiale	Prevederi bugetare definitive	Drepturi constatate Total, din care:	Drepturi constatate din anii precedenti	Drepturi constatate din anul curent	Incasari realizate	Stingeri pe alte cai decat incasari	Drepturi constatate de incasat
A	B	1	2	3	4	5	6	7	8
TOTAL VENITURI -3	00.01	3,191,390	3,221,390.00	2,828,155.00	0.00	2,828,155.00	2,828,155.00	0.00	0.00
I. VENITURI CURENTE	00.02	0	30,000.00	58,199.00	0.00	58,199.00	58,199.00	0.00	0.00
C. VENITURI NEFISCALE	00.12	0	30,000.00	58,199.00	0.00	58,199.00	58,199.00	0.00	0.00
C2. VANZARI DE BUNURI SI SERVICII	00.14	0	30,000.00	58,199.00	0.00	58,199.00	58,199.00	0.00	0.00
Transferuri voluntare, altele decat subventiile	37.08	0	30,000.00	58,199.00	0.00	58,199.00	58,199.00	0.00	0.00
Sume primite de administratiile locale in cadrul unor programe cu finantare nerambursabila	37.08.06	0	30,000.00	58,199.00	0.00	58,199.00	58,199.00	0.00	0.00
IV. SUBVENTII	00.17	478,710	478,710.00	57,269.00	0.00	57,269.00	57,269.00	0.00	0.00
Subventii de la bugetul de stat	42.08	478,710	478,710.00	57,269.00	0.00	57,269.00	57,269.00	0.00	0.00
Cofinantare publica acordata in cadrul Mecanismelor financiare Spatiul Economic European si Norvegian 2014-2021	42.08.75	478,710	478,710.00	57,269.00	0.00	57,269.00	57,269.00	0.00	0.00
Sume primite de la UE/alti donatori in contul platilor efectuate si prefinantari aferente cadrului financiar 2014-2020	48.08	2,712,680	2,712,680.00	2,712,687.00	0.00	2,712,687.00	2,712,687.00	0.00	0.00
Mecanismele financiare Spatiul Economic European si Norvegian 2014-2021	48.08.31	2,712,680	2,712,680.00	2,712,687.00	0.00	2,712,687.00	2,712,687.00	0.00	0.00
Prefinantare	48.08.31.03	2,712,680	2,712,680.00	2,712,687.00	0.00	2,712,687.00	2,712,687.00	0.00	0.00

SECTIUNEA DE DEZVOLTARE

Denumirea indicatorului	Cod Rand	Prevederi bugetare initiale	Prevederi bugetare definitive	Drepturi constatate Total, din care:	Drepturi constatate din anii precedenti	Drepturi constatate din anul curent	Incasari realizate	Stingeri pe alte cai decat incasari	Drepturi constatate de incasat
A	B	1	2	3	4	5	6	7	8
TOTAL VENITURI -3Sectiune de dezvoltare	00.01	3,191,390	3,221,390	2,828,155	0	2,828,155	2,828,155	0	0
I. VENITURI CURENTE	00.02	0	30,000	58,199	0	58,199	58,199	0	0
C. VENITURI NEFISCALE	00.12	0	30,000	58,199	0	58,199	58,199	0	0
C2. VANZARI DE BUNURI SI SERVICII	00.14	0	30,000	58,199	0	58,199	58,199	0	0
Transferuri voluntare, altele decat subventiile	37.08	0	30,000	58,199	0	58,199	58,199	0	0
Sume primite de administratiile locale in cadrul unor programe cu finantare nerambursabila	37.08.06	0	30,000	58,199	0	58,199	58,199	0	0
IV. SUBVENTII	00.17	478,710	478,710	57,269	0	57,269	57,269	0	0
Subventii de la bugetul de stat	42.08	478,710	478,710	57,269	0	57,269	57,269	0	0
Cofinantare publica acordata in cadrul Mecanismelor financiare Spatiul Economic European si Norvegian 2014-2021	42.08.75	478,710	478,710	57,269	0	57,269	57,269	0	0
Sume primite de la UE/alti donatori in contul platilor efectuate si prefinantari aferente cadrului financiar 2014-2020	48.08	2,712,680	2,712,680	2,712,687	0	2,712,687	2,712,687	0	0
Mecanismele financiare Spatiul Economic European si Norvegian 2014-2021	48.08.31	2,712,680	2,712,680	2,712,687	0	2,712,687	2,712,687	0	0
Prefinantare	48.08.31.03	2,712,680	2,712,680	2,712,687	0	2,712,687	2,712,687	0	0

Primar

Cosmin Ionut Andrei


Director economic

Mirela Gheorghita

Contul de executie a bugetului institutie publice - cheltuieli

31 Decembrie 2023

Cod Anexa: Anexa 07B

08										
Denumirea indicatorului	Cod Rand	Credite de angajament initiale	Credite de angajament definitive	Credite bugetare initiale	Credite bugetare definitive	Angajamente bugetare	Angajamente legale	Plati efectuate	Angajamente legale de platit	Cheltuieli efective
A	B	1	2	3	4	5	6	7	8	9
TOTAL CHELTUIELI (01+60+61+70+79+82+85)	00	0	0.00	3,191,390.00	3,221,390.00	439,992.00	439,992.00	439,992.00	0.00	137,467.00
01. CHELTUIELI CURENTE (01=10+20+30+40+50+51+55+56+57+59+65)	01	0	0.00	3,191,390.00	3,221,390.00	439,992.00	439,992.00	439,992.00	0.00	137,467.00
TITLUL X Proiecte cu finantare din fonduri externe nerambursabile aferente cadrului financiar 2014-2020 (cod 58.01 la 58.17+58.19 la 58.39)	58	0	0.00	3,191,390.00	3,221,390.00	439,992.00	439,992.00	439,992.00	0.00	137,467.00
Alte programe comunitare finantate in perioada 2014-2020 (APC)	58.15	0	0.00	0.00	30,000.00	58,199.00	58,199.00	58,199.00	0.00	137,467.00
Finantare externa nerambursabila	58.15.02	0	0.00	0.00	30,000.00	58,199.00	58,199.00	58,199.00	0.00	137,467.00
Mecanismele financiare Spatiul Economic European si Norvegian 2014-2021	58.31	0	0.00	3,191,390.00	3,191,390.00	381,793.00	381,793.00	381,793.00	0.00	0.00
Finantarea nationala	58.31.01	0	0.00	478,710.00	478,710.00	57,269.00	57,269.00	57,269.00	0.00	0.00
Finantare externa nerambursabila	58.31.02	0	0.00	2,712,680.00	2,712,680.00	324,524.00	324,524.00	324,524.00	0.00	0.00

SECȚIUNEA DE DEZVOLTARE
08

Denumirea indicatorului	Cod Rand	Credite de angajament initiale	Credite de angajament definitive	Credite bugetare initiale	Credite bugetare definitive	Angajamente bugetare	Angajamente legale	Plati efectuate	Angajamente legale de platit	Cheltuieli efective
A	B	1	2	3	4	5	6	7	8	9
TOTAL CHELTUIELI (01+60+61+70+79+82+85)Sectiune de dezvoltare	00	0	0	3,191,390	3,221,390	439,992	439,992	439,992	0	137,467
01. CHELTUIELI CURENTE (01=10+20+30+40+50+51+55+56+57+59+65)	01	0	0	3,191,390	3,221,390	439,992	439,992	439,992	0	137,467
TITLUL X Proiecte cu finantare din fonduri externe nerambursabile aferente cadrului financiar 2014-2020 (cod 58.01 la 58.17+58.19 la 58.39)	58	0	0	3,191,390	3,221,390	439,992	439,992	439,992	0	137,467
Alte programe comunitare finantate in perioada 2014-2020 (APC)	58.15	0	0	0	30,000	58,199	58,199	58,199	0	137,467
Finantare externa nerambursabila	58.15.02	0	0	0	30,000	58,199	58,199	58,199	0	137,467
Mecanismele financiare Spatiul Economic European si Norvegian 2014-2021	58.31	0	0	3,191,390	3,191,390	381,793	381,793	381,793	0	0
Finantarea nationala	58.31.01	0	0	478,710	478,710	57,269	57,269	57,269	0	0
Finantare externa nerambursabila	58.31.02	0	0	2,712,680	2,712,680	324,524	324,524	324,524	0	0

Primar

Cosmin Ionut Andrei


Director economic

Mirela Gheorghita